

GTV

Lighting

2025

o nas *about us*

W sercu Polski, ponad ćwierć wieku temu, narodziła się wizja połączenia ergonomii z funkcjonalnością i designem. GTV, choć dziś znana jako globalna marka, miała skromne początki. Nasza pasja do tworzenia produktów, które łączą estetykę z praktycznością, doprowadziła nas do założenia firmy, która w krótkim czasie zrewolucjonizowała rynek.

Historia GTV to opowieść o ciągłym dążeniu do doskonałości. To historia, w której marzenia i determinacja przekształcają się w sukces na globalną skalę. Ponad 25 lat doświadczenia uczyniło nas ekspertami w naszej dziedzinie, a jednocześnie nauczyło nas skromności i wdzięczności wobec naszych klientów i partnerów, którzy są nieodłączną częścią naszej podróży. Nasza historia to dowód na to, że z pasją, determinacją i innowacyjnością, można osiągnąć sukces niezależnie od początkowych trudności.

The vision of combining ergonomics with functionality and design was born in the heart of Poland over a quarter of a century ago. GTV, although known today as a global brand, had humble beginnings. Our passion for creating products that combine aesthetics with practicality led us to found a company that revolutionised the market in a short time.

A history of GTV is a story of constant pursuit of perfection. It is the story in which dreams and determination turn into success on a global scale. More than 25 years of experience has made us experts in our field, and at the same time taught us modesty and gratitude towards our customers and partners who are an integral part of our journey. Our history is proof that with passion, determination and innovation, you can achieve success regardless of initial difficulties.

misja

mission

Nasza misja brzmi: **„Dajemy ludziom lepszą codzienność.”**

Ta prosta fraza podkreśla nasze głębokie zaangażowanie w tworzenie produktów, które ułatwiają życie i dodają mu jakości. Dzięki połączeniu wiedzy ekspertów i ciągłemu dążeniu do doskonałości, spełniamy potrzeby zarówno indywidualnych konsumentów, jak i przedsiębiorców. Nasze wartości takie jak uczciwość, otwartość, profesjonalizm i wsparcie stanowią fundament naszej kultury organizacyjnej.

Our mission is: **„We create a better daily life for people.”** This simple phrase emphasizes our deep commitment to creating products that make life easier and add quality to it. Through a combination of expert knowledge and constant pursuit of perfection, we meet the needs of both individual consumers and companies. Our values such as honesty, openness, professionalism and support constitute the foundation of our organizational culture.



działalność na rynkach zagranicznych *operations on foreign markets*

Rozwój GTV na rynkach międzynarodowych jest doskonałym przykładem, jak marka z lokalnymi korzeniami może stać się globalnym graczem. Ekspansja na rynki zagraniczne nie była jedynie kwestią zwiększenia obrotów, ale przede wszystkim odpowiedzią na rosnące zapotrzebowanie klientów i partnerów biznesowych z różnych zakątków świata. Oto kilka kluczowych momentów i strategii, które pozwoliły GTV zdobyć uznanie na skalę międzynarodową.

Pierwsze kroki na rynkach zagranicznych GTV stawiało w latach 2000-2005, kiedy to zaczęto eksplorować rynki europejskie. Dzięki jakości produktów i odpowiedniej strategii marketingowej, marka szybko zdobyła uznanie w krajach sąsiednich.

Lata 2006-2015 to okres dynamicznego rozwoju GTV w Europie. Marka systematycznie wchodziła na nowe rynki, tworząc sieć dystrybutorów i partnerów biznesowych. Kluczowym momentem było uruchomienie oddziałów w Chorwacji (2016) oraz w Czechach (2017) i Hiszpanii (2018). Te strategiczne decyzje pozwoliły na zwiększenie obecności marki w regionach o dużym potencjale wzrostu.



The development of GTV on international markets is a perfect example of how a brand with local roots can become a global player. Expansion into foreign markets was not just a matter of increasing turnover, but primarily a response to the growing demand of customers and business partners from various parts of the world. Here are some of the key moments and strategies that allowed GTV to gain international recognition.

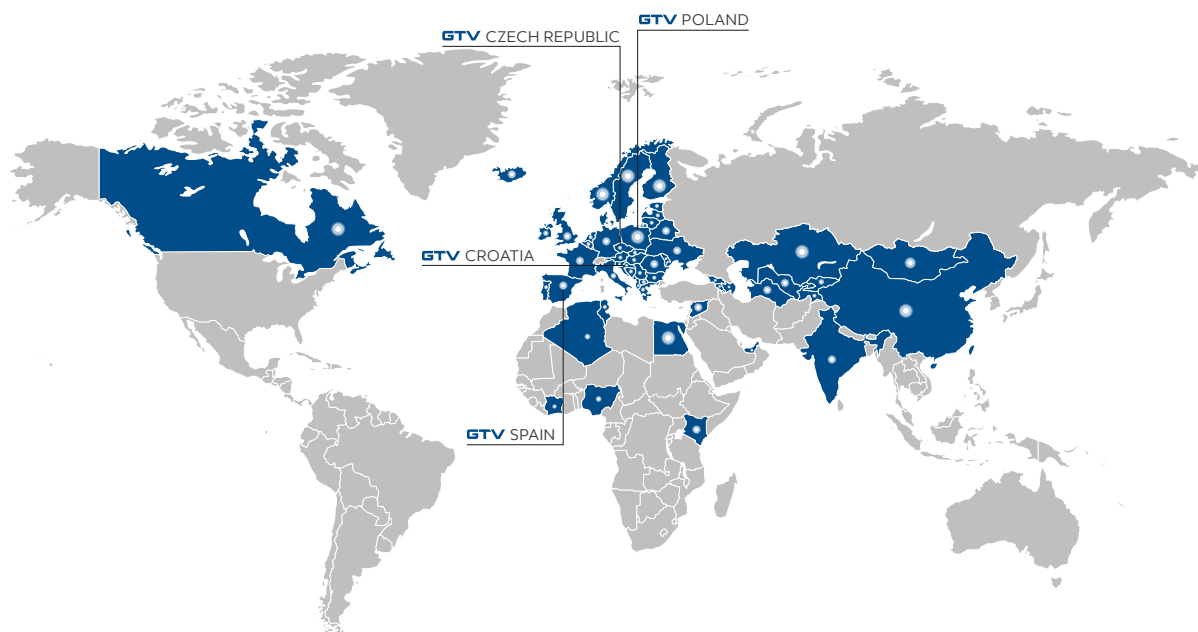
GTV took its first steps on foreign markets in the years 2000-2005, when it began to explore European markets. Thanks to the quality of the products and the appropriate marketing strategy, the brand quickly gained recognition in neighbouring countries.

The years 2006-2015 are considered as a period of dynamic development of GTV in Europe. The brand systematically entered new markets, creating a network of distributors and business partners. A key moment was the launch of branches in Croatia (2016), the Czech Republic (2017) and Spain (2018). These strategic decisions allowed the brand to increase its presence in regions with high growth potential.

GTV **w liczbach** *GTV in numbers*

Jesteśmy dumni z tego, co osiągnęliśmy przez ostatnie 25 lat. Reprezentujemy 6 marek, oferujemy ponad 12 000 produktów i działamy w 70 krajach. Nasz zespół liczy ponad 500 pracowników, którzy codziennie pracują nad tym, aby dostarczyć naszym klientom najlepsze produkty i usługi. Nasza międzynarodowa obecność jest potwierdzeniem zaufania, jakim obdarzają nas klienci na całym świecie.

We are proud of what we have achieved for the last 25 years. We represent 6 brands, offer over 12,000 products and operate in 70 countries. Our team has over 500 employees who work every day to provide our customers with the best products and services. Our international presence is a confirmation of the trust of customers around the world.



logistyka w GTV

logistics at GTV

Logistyka odgrywa kluczową rolę w działalności każdej nowoczesnej firmy, a w przypadku GTV jest to element szczególnie istotny, biorąc pod uwagę globalny charakter działalności oraz szeroki asortyment produktów.

CENTRALIZACJA MAGAZYNOWANIA. GTV postawiło na centralizację magazynowania. Magazyny o łącznej powierzchni 30 000 m² mieszczą 52 000 palet. Dzięki temu firma może skupić się na efektywnym zarządzaniu zapasami, minimalizując jednocześnie ryzyko błędów i opóźnień. Centralne magazyny są strategicznie rozmieszczone w miejscach zapewniających optymalny dostęp do głównych rynków zbytu.

ZAAWANSOWANE SYSTEMY ZARZĄDZANIA. W GTV korzysta się z nowoczesnych systemów zarządzania magazynem (WMS) oraz systemów planowania zasobów przedsiębiorstwa (ERP). Pozwala to na bieżące monitorowanie stanu zapasów, automatyzację wielu procesów oraz skrócenie czasu reakcji na zmieniające się potrzeby rynku.

OPTIMALIZACJA TRANSPORTU. GTV pracuje z wieloma dostawcami logistycznymi, co pozwala na elastyczne dostosowywanie się do potrzeb klientów. Dzięki temu firma może zapewnić szybką dostawę, niezależnie od miejsca docelowego, jednocześnie minimalizując koszty transportu.

Logistics plays a key role in the operations of any modern company, and in the case of GTV it is a particularly important element, taking into account the global nature of the business and the wide range of products.

CENTRALISED STORAGE. GTV focused on centralised storage. The warehouses with a total area of 30 000 m² can hold 52 000 pallets. Thanks to this, the company can focus on effective stock management while minimizing the risk of mistakes and delays. Central warehouses are strategically located in places which ensure optimal access to the main sales markets.

ADVANCED MANAGEMENT SYSTEMS. GTV uses modern warehouse management systems (WMS) and enterprise resource planning (ERP) systems. It allows for current monitoring of stock levels, automation of many processes and shortening the response time to changing market needs.

TRANSPORT OPTIMISATION. GTV works with many logistics suppliers, which makes it possible to flexibly adapt to customer needs. Thanks to this, the company can ensure fast delivery, regardless of the destination, while minimizing transportation costs.



korzyści ze współpracy

benefits of cooperation

Współpraca z GTV niesie ze sobą mnóstwo korzyści, które zostały wypracowane przez lata doświadczenia, inwestycji w nowoczesne technologie oraz ciągłego doskonalenia relacji z klientami i partnerami biznesowymi.

NIEZAWODNA DOSTĘPNOŚĆ. W dobie cyfrowej, szybkość i pewność dostaw to klucz do sukcesu. Dzięki naszym zaawansowanym procesom logistycznym, możemy zagwarantować, że wszystkie zamówienia zostaną wysłane w ciągu zaledwie 24 godzin od momentu ich złożenia. Ponadto, nasza innowacyjna strategia magazynowania sprawia, że najbardziej popularne produkty są stale dostępne. W GTV znamy wartość terminowej dostawy, dlatego utrzymujemy od 2,5 do 3-miesięczne zapasy produktów zakwalifikowanych jako grupa A.

INDYWIDUALNE PODEJŚCIE. W GTV wiemy, że każdy nasz partner biznesowy jest inny. Dlatego zapewniamy indywidualne wsparcie dla każdego klienta. Nasz zespół składa się z przedstawicieli handlowych oraz opiekunów z Biura Obsługi Klienta, którzy nie tylko są ekspertami w swojej dziedzinie, ale również podejmują się kompleksowej obsługi wszelkich spraw związanych z zamówieniami i rozliczeniami naszych partnerów.

NOWOCZESNA PLATFORMA B2B. Nasza platforma B2B została stworzona z myślą o współczesnych przedsiębiorstwach, które pragną zoptymalizować procesy zakupowe i sprzedażowe. Ułatwia ona firmom wymianę informacji oraz automatyzuje proces składania i realizacji zamówień hurtowych.

API DLA INTEGRATORÓW. Technologia stoi u podstaw naszej działalności. Dzięki naszemu API, programiści mają możliwość dostępu do naszych danych, co umożliwia im automatyczne zasilenie stron www, systemów lub sklepów internetowych danymi z GTV. Zapewniamy dostęp do informacji o produktach, zdjęciach, kartach katalogowych oraz filmów i innych materiałów.

Cooperation with GTV brings many benefits that have been developed over years of experience, investment in modern technologies and continuous improvement of relationships with customers and business partners.

RELIABLE AVAILABILITY. In the digital age, speed and reliability of delivery are the key to success. Thanks to our advanced logistics processes, we can guarantee that all orders will be sent within just 24 hours of being placed. In addition, our innovative warehousing strategy ensures that the most popular products are always available. At GTV, we know the value of on-time delivery, therefore we keep 2.5 to 3-month stocks of products classified as group A.

INDIVIDUAL APPROACH. At GTV, we know that each of our business partners is different. That's why we provide individual support for each customer. Our team is composed of sales representatives account manager in Customer Service Office who are not only experts in their field, but also undertake comprehensive handling of all matters related to orders and settlements of our partners.

MODERN B2B PLATFORM. Our B2B platform is designed for modern companies that want to optimise their purchasing and sales processes. It facilitates the exchange of information between companies and automates the process of placing and fulfilling wholesale orders.

API FOR INTEGRATORS. Technology is at the heart of our business. Thanks to our API, developers can access our data, which allows them to automatically power websites, systems or online shops with data from GTV. We provide access to product information, photos, catalogue cards, videos and other materials.


Zapraszamy do współpracy i odkrywania zalet GTV.



We invite you to cooperate and discover the advantages of GTV.

ŹRÓDŁA ŚWIATŁA

LIGHT SOURCES

 34 LD-SMGC30B-30	 34 LD-C35FLE4M-30	 34 LD-SMDC37-80	 34 LD-SPCC37E14-7W	 35 LD-SMGC30L-30	 35 LD-SMC37L-80
 35 LD-C35FLE4M-30L	 35 LD-SMC37L-10	 36 LD-SMGB45B-30	 36 LD-SMB45B-80	 36 LD-SPCG45E14-7W	 36 LD-G45FLE4M-30
 37 LD-SMB45B-10	 37 LD-E14S2WE0-40	 37 LD-E14P35WE-30	 37 LD-R5060W-30	 38 LD-C35FLE4-30	 38 LD-C35FLE4-30L
 38 LD-G45FLE4-30	 38 LD-C35FP4-18	 39 LD-C35FP4-18L	 39 LD-G45FP4-18	 39 LD-C35FLS3-22	 39 LD-G45FLS3-22
 40 LD-PC2A60-6W	 40 LD-PC2A60-8W	 40 LD-PC3A60-10W	 40 LD-PC2A60-12	 41 LD-PC3A60-15W	 41 LD-PC3A65-18W
 41 LD-PC4A65-20W	 41 LD-A60FLE8M-30	 42 LD-R6380W-30	 42 LD-PC2A60RGBW-9W	 42 LD-A60CZ3-10W	 42 LD-A60CM3-10W




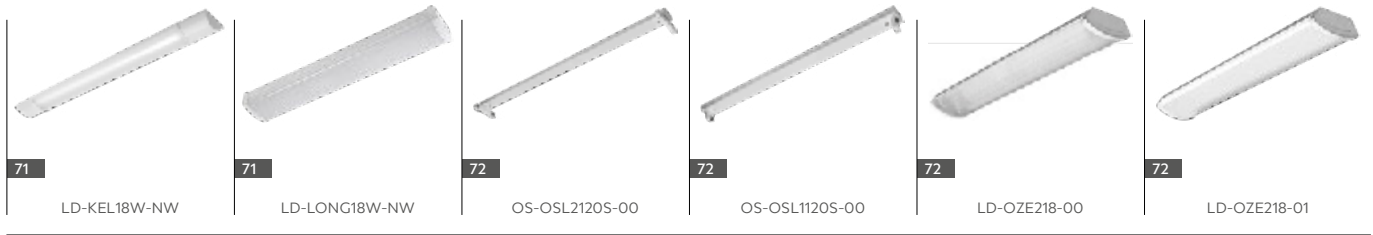






OŚWIETLENIE PRZEMYSŁOWE

INDUSTRIAL LIGHTING



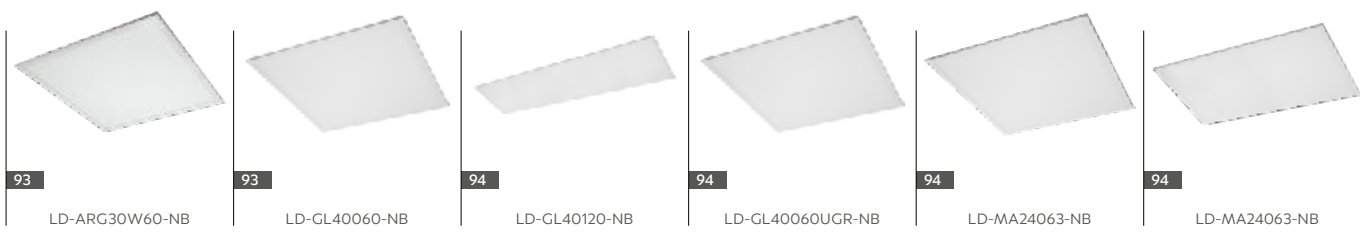





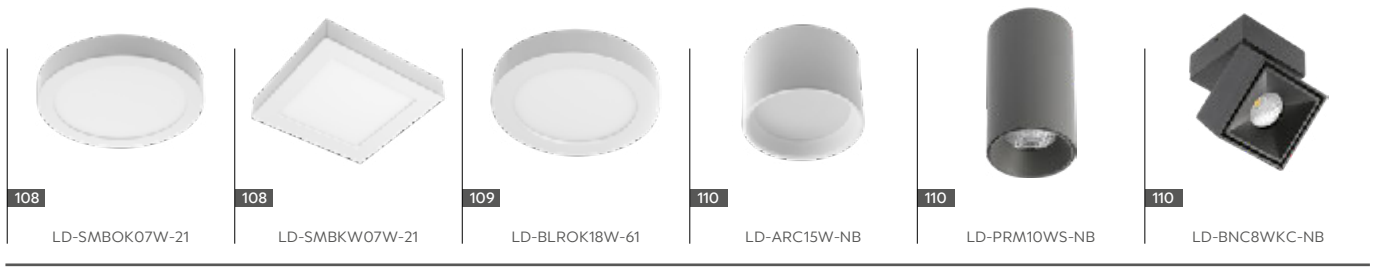












OŚWIETLENIE DO BIURA I DOMU





OFFICE AND HOME LIGHTING



















OŚWIETLENIE ZEWNĘTRZNE OUTDOOR LIGHTING

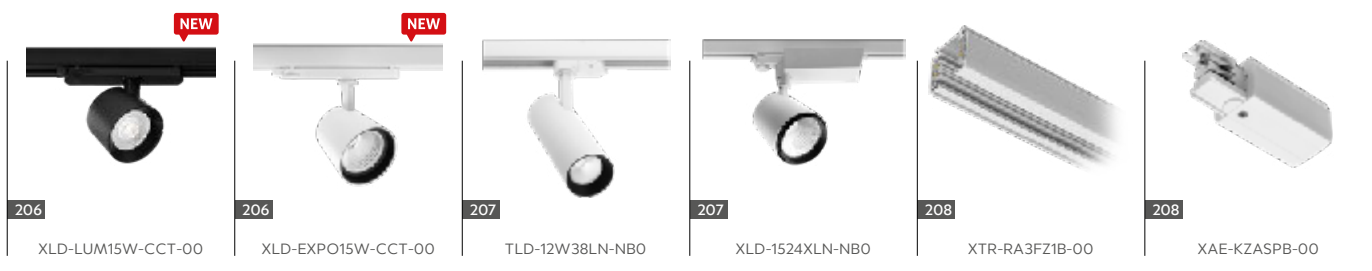




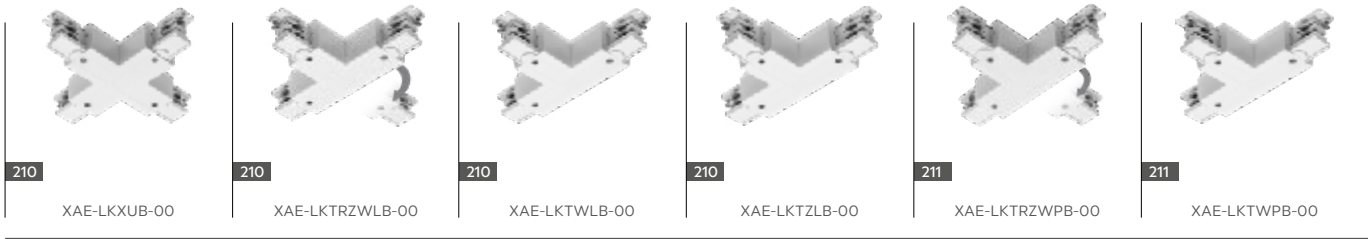




SYSTEMY SZYNOWE





































TRACK SYSTEMS










OSPRZĘT ELEKTRYCZNY

ELECTRICAL ACCESSORIES




 228 CR-CR1000-10	 228 CR-CR2000-10	 228 CR-CR3000-10	 228 CR-CR3M00-10	 229 CR-CR4L00-00	 229 CR-CR5000-00
 229 CR-CR5M00-00	 229 CR-CR6000-00	 230 CR-CR7000-00	 230 CR-CR8000-00	 230 CR-CR9000-00	 230 CR-CR9M00-10
 231 CR-CR1100-00	 231 CR-CR1200-00	 231 CR-CR13000-00	 231 CR-CR1400-00	 232 CR-CR15000-00	 232 CR-CR16000-00
 232 CR-CR17000-00	 232 CR-CR18000-00	 233 CR-CR19000-00	 233 CR-CR20000-00	 233 CR-CR21000-00	 233 CR-CR22000-00
 234 CR-CR23000-00	 234 CR-CO1000-00	 234 CR-CO2000-00	 234 CR-CO3000-00	 236 CR-CO4000-00-HF	 236 CR-CO5000-00-HF
 236 AE-CM1000-00	 236 AE-CM3000-00	 237 AE-CM3M00-00	 237 AE-CM4000-00	 237 AE-CM5000-00	 237 AE-CM6000-00















OŚWIETLENIE MEBLOWE

FURNITURE LIGHTING












GNIAZDA MEBLOWE I ŁADOWARKI


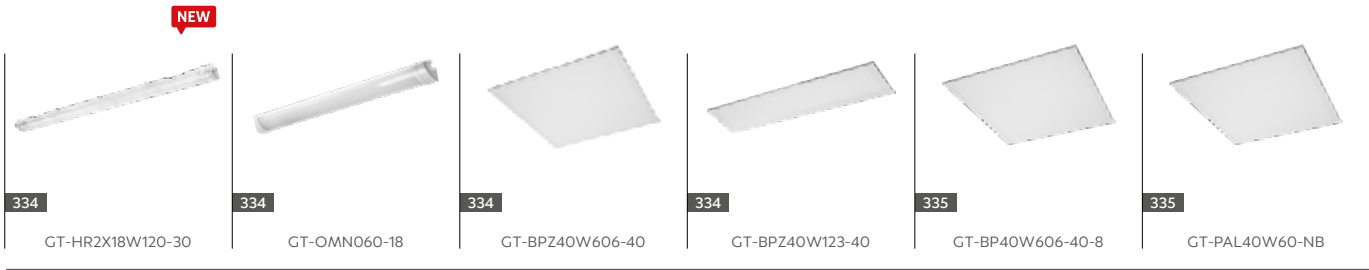
FURNITURE POWER SOCKETS AND CHARGERS





G-TECH







SOLID





ŹRÓDŁA ŚWIATŁA LIGHT SOURCES

— E14	34
— E27	40
— G9	55
— GU10	56
— R7s	59
— G53	60
— MR16	61
— G4	61
— T8	64



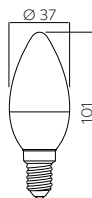
► ŹRÓDŁO ŚWIATŁA LED **C30**

LED light source



WARRANTY

E14



LD-SMGC30B-30		LD-SMNGC30B-30		LD-SMZGC30B-30		LD-SMGC30B-60*		LD-SMNGC30B-60*		LD-SMZGC30B-60*	
		3,0 W	3,0 W = 26 W								
						F	3000 K	260 lm	3000 K	520 lm	5901867120014
							4000 K		4000 K		5902801235139
							6400 K		6400 K		5902801414725
							3000 K		3000 K		5901867171948
							4000 K		4000 K		5902801235344
							6400 K		6400 K		5902801423765

► ŹRÓDŁO ŚWIATŁA LED **MILKY C35**

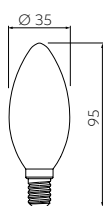
LED light source



WARRANTY

E14

FILAMENT



LD-C35FLE4M-30		LD-C35FLE4M-40							
		4,0 W	4,0 W = 37 W			F	3000 K	420 lm	5902801339400
							4000 K		5902801358326

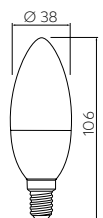
► ŹRÓDŁO ŚWIATŁA LED **C37**

LED light source



WARRANTY

E14



LD-SMDC37-80		LD-SMND37-80		LD-SMZDC37-80					
		8,0 W	8,0 W = 55 W			F	3000 K	720 lm	5902801028373
							4000 K		5902801298967
							6400 K		5902801424243

► ŹRÓDŁO ŚWIATŁA LED **C37**

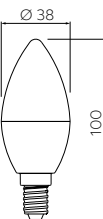
LED light source



WARRANTY

E14

DIMMABLE



LD-SPCC37E14-7W		LD-SPNC37E14-7W							
		7,0 W	7,0 W = 54 W			F	3000 K	700 lm	5902801414459
							4000 K		5902801414565

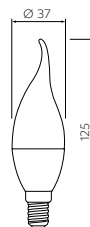
► ŹRÓDŁO ŚWIATŁA LED **C30L**

LED light source



WARRANTY

E14



	W	LED	Ei			
LD-SMGC30L-30	3,0 W	3,0 W = 26 W	F	● 3000 K	260 lm	5902801423529
LD-SMNGC30L-30				● 4000 K		5902801423550
LD-SMZGC30L-30				● 6400 K		5902801423604
LD-SMGC30L-60	6,0 W	6,0 W = 43 W	F	● 3000 K	520 lm	5901867120359
LD-SMNGC30L-60				● 4000 K		5902801235016
LD-SMZGC30L-60				● 6400 K		5902801423826

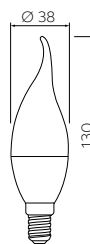
► ŹRÓDŁO ŚWIATŁA LED **C37L**

LED light source



WARRANTY

E14



	W	LED	Ei			
LD-SMC37L-80	8,0 W	8,0 W = 55 W	F	● 3000 K	720 lm	5902801028380
LD-SMNC37L-80				● 4000 K		5902801298899
LD-SMZC37L-80				● 6400 K		5902801425028

► ŹRÓDŁO ŚWIATŁA LED **MILKY C35L**

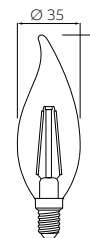
LED light source



WARRANTY

E14

FILAMENT



	W	LED	Ei			
LD-C35FLE4M-30L	4,0 W	4,0 W = 37 W	F	● 3000 K	420 lm	5902801339424
LD-C35FLE4M-40L				● 4000 K	420 lm	5902801358425

► ŹRÓDŁO ŚWIATŁA LED **C37L**

LED light source

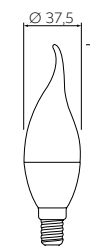


WARRANTY

E14

CERAMIC BODY

HEAT PROTECT



	W	LED	Ei			
LD-SMC37L-10	10,0 W	10,0 W = 72 W	F	● 3000 K	1000 lm	5902801362262
LD-SMNC37L-10				● 4000 K		5902801362606

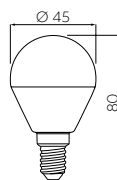
► ŹRÓDŁO ŚWIATŁA LED B45

LED light source



WARRANTY

E14



LD-SMGB45B-30				● 3000 K				5901867120410	
LD-SMNB45B-30	3,0 W	3,0 W = 25 W		● 4000 K	225 lm	PF > 0,4		5902801235481	
LD-SMZGB45B-30				● 6400 K				5902801423642	
LD-SMGB45B-60*				● 3000 K				5901867120465	
LD-SMNB45B-60*	6,0 W	6,0 W = 43 W		● 4000 K	520 lm	PF > 0,5		5902801234941	
LD-SMZGB45B-60*				● 6400 K				5902801423888	

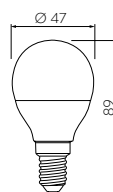
► ŹRÓDŁO ŚWIATŁA LED B45

LED light source



WARRANTY

E14



LD-SMB45B-80				● 3000 K				5902801028397	
LD-SMNB45B-80	8,0 W	8,0 W = 55 W	F	● 4000 K	720 lm			5902801298929	
LD-SMZB45B-80				● 6400 K				5902801424779	

► ŹRÓDŁO ŚWIATŁA LED B45

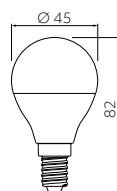
LED light source



WARRANTY

E14

DIMMABLE



LD-SPCG45E14-7W				● 3000 K				5902801414305	
LD-SPNG45E14-7W	7,0 W	7,0 W = 54 W	F	● 4000 K	700 lm			5902801414299	

► ŹRÓDŁO ŚWIATŁA LED MILKY G45

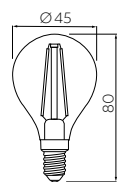
LED light source



WARRANTY

E14

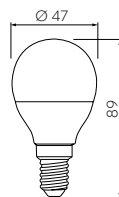
FILAMENT



LD-G45FLE4M-30				● 3000 K				5902801339301	
LD-G45FLE4M-40	4,0 W	4,0 W = 37 W	F	● 4000 K	420 lm			5902801358098	

► ŹRÓDŁO ŚWIATŁA LED **B45**

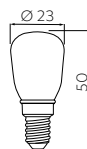
LED light source



LD-SMB45B-10	10,0 W	10,0 W = 72 W	F	● 3000 K	1000 lm	5902801362378
LD-SMNB45B-10				● 4000 K		5902801362590

► ŹRÓDŁO ŚWIATŁA LED

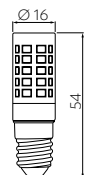
LED light source



LD-E14S2WE0-40	2,0 W	2,0 W = 19 W	F	● 4000 K	180 lm	5902801328893

► ŹRÓDŁO ŚWIATŁA LED

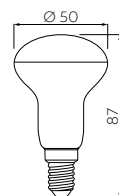
LED light source



LD-E14P35WE-30	3,5 W	3,5 W = 32 W	F	● 3000 K	350 lm	5902801330681

► ŹRÓDŁO ŚWIATŁA LED **R50**

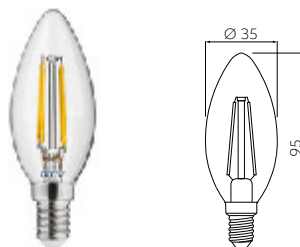
LED light source



LD-R5060W-30	6,0 W	6,0 W = 43 W	F	● 3000 K	520 lm	5901867113467
LD-R5060W-40				● 4000 K		5902801215872

► ŹRÓDŁO ŚWIATŁA LED **CLEAR C35**

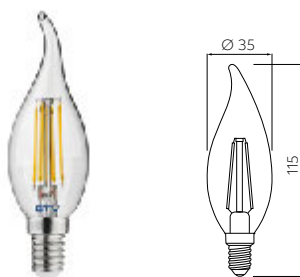
LED light source



	W	LED	Ei A B			
LD-C35FLE4-30	4,0 W	4,0 W = 37 W	F	● 3000 K	420 lm	5902801328831
LD-C35FLE4-40				● 4000 K		5902801339325
LD-C35FLE6-30	5,8 W	5,8 W = 50 W	E	● 2700 K	640 lm	5902801497926
LD-C35FLE6-40				● 4000 K		5902801497537

► ŹRÓDŁO ŚWIATŁA LED **CLEAR C35L**

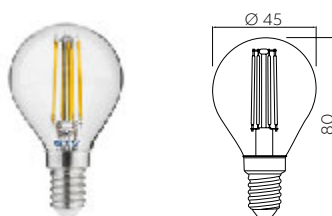
LED light source



	W	LED	Ei A B			
LD-C35FLE4-30L	4,0 W	4,0 W = 37 W	F	● 3000 K	420 lm	5902801328268
LD-C35FLE4-40L				● 4000 K		5902801339448

► ŹRÓDŁO ŚWIATŁA LED **CLEAR G45**

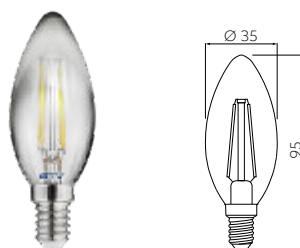
LED light source



	W	LED	Ei A B			
LD-G45FLE4-30	4,0 W	4,0 W = 37 W	F	● 3000 K	420 lm	5902801328435
LD-G45FLE4-40				● 4000 K		5902801356933

► ŹRÓDŁO ŚWIATŁA LED **SMOKED C35**

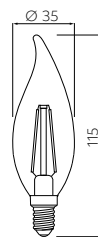
LED light source



	W	LED	Ei A B			
LD-C35FP4-18	4,0 W	4,0 W = 21 W	-	● 1800 K	200 lm	5902801393228
LD-C35FEP4-30		4,0 W = 28 W	G	● 2700 K	300 lm	5902801359071

▶ ŹRÓDŁO ŚWIATŁA LED **SMOKED C35L**

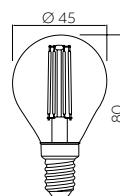
LED light source



LD-C35FP4-18L	4,0 W	4,0 W = 21 W	-	● 1800 K	200 lm	5902801397707
LD-C35FEP4-30L		4,0 W = 28 W	G	● 2700 K	300 lm	5902801359217

▶ ŹRÓDŁO ŚWIATŁA LED **SMOKED G45**

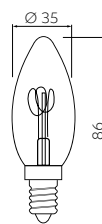
LED light source



LD-G45FP4-18	4,0 W	4,0 W = 21 W	-	● 1800 K	200 lm	5902801393464
LD-G45FPE4-30		4,0 W = 28 W	G	● 2700 K	300 lm	5902801358500

▶ ŹRÓDŁO ŚWIATŁA LED **SPIN**

LED light source





LD-C35FLS3-22	3,0 W	3,0 W = 18 W	G	● 2200 K	165 lm	5902801508486

NEW

▶ ŹRÓDŁO ŚWIATŁA LED **SPIN**

LED light source



LD-G45FLS3-22	3,0 W	3,0 W = 18 W	G	● 2200 K	165 lm	5902801509117

NEW

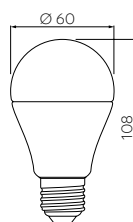
▶ ŹRÓDŁO ŚWIATŁA LED **A60**

LED light source



WARRANTY

E27



LD-PC2A60-6W	6,0 W	6,0 W = 43 W	F	3000 K	520 lm	5901867118745

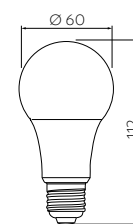
▶ ŹRÓDŁO ŚWIATŁA LED **A60**

LED light source



WARRANTY

E27



LD-PC2A60-8W	8,0 W	8,0 W = 55 W	F	3000 K	720 lm	5902801216305
LD-PN2A60-8W				4000 K		5902801216312

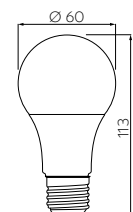
▶ ŹRÓDŁO ŚWIATŁA LED **A60**

LED light source



WARRANTY

E27



LD-PC3A60-10W	9,5 W	9,5 W = 66 W	F	3000 K	900 lm	5901867153302
LD-PN3A60-10W				4000 K		5902801000508
LD-PZ3A60-10W				6400 K		5902801269639

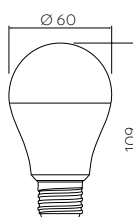
▶ ŹRÓDŁO ŚWIATŁA LED **A60**

LED light source



WARRANTY

E27



LD-PC2A60-12	11,5 W	11,5 W = 77 W	F	3000 K	1100 lm	5901867131621
LD-PN2A60-12				4000 K		5902801000539
LD-PZ2A60-12				6400 K		5902801269646

► ŹRÓDŁO ŚWIATŁA LED **A60**

LED light source



WARRANTY E27




LD-PC3A60-15W				● 3000 K		5901867124838
LD-PN3A60-15W	14,1 W	14,1 W = 94 W	F	● 4000 K	1400 lm	5902801000560
LD-PZ3A60-15W				● 6400 K		5902801341885

► ŹRÓDŁO ŚWIATŁA LED **A65**

LED light source



WARRANTY E27



LD-PC3A65-18W				● 3000 K		5902801233951
LD-PN3A65-18W	17,3 W	17,3 W = 112 W	F	● 4000 K	1750 lm	5902801234187
LD-PZ3A65-18W				● 6400 K		5902801340055

► ŹRÓDŁO ŚWIATŁA LED **A65**

LED light source



WARRANTY E27




LD-PC4A65-20W				● 3000 K		5902801398667
LD-PN4A65-20W	20,0 W	20,0 W = 148 W	E	● 4000 K	2400 lm	5902801398681
LD-PZ4A65-20W				● 6500 K		5902801398414

► ŹRÓDŁO ŚWIATŁA LED **MILKY A60**

LED light source



WARRANTY E27 FILAMENT



LD-A60FLE8M-30				● 3000 K		5902801339332
LD-A60FLE8M-40	8,0 W	8,0 W = 60 W	F	● 4000 K	800 lm	5902801351006

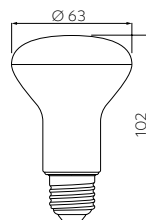
▶ ŹRÓDŁO ŚWIATŁA LED R63

LED light source



WARRANTY

E27



LD-R6380W-30		7,8 W	7,8 W = 54 W	F	● 3000 K	700 lm	5901867113436
LD-R6380W-40					● 4000 K		5902801215711

▶ ŹRÓDŁO ŚWIATŁA LED A60

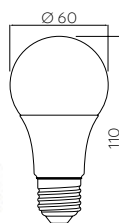
LED light source



WARRANTY

E27

RGBW



LD-PC2A60RGBW-9W		9,0 W	9,0 W = 60 W	F	● 3000K + ● RGBW	830 lm	5902801473760
------------------	--	-------	--------------	---	------------------	--------	---------------

▶ ŹRÓDŁO ŚWIATŁA LED A60

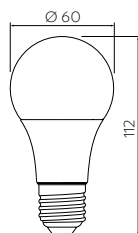
LED light source



WARRANTY

E27

DUSK SENSOR



LD-A60CZ3-10W		9,3 W	9,3 W = 61 W	F	● 3000 K	820 lm	5902801074257
LD-A60CZ4-10W					● 4000 K		5902801074233

▶ ŹRÓDŁO ŚWIATŁA LED A60

LED light source

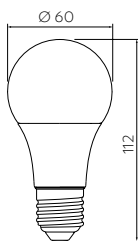


WARRANTY

E27

MOTION SENSOR

DUSK SENSOR




LD-A60CM3-10W		9,1 W	9,1 W = 61 W	F	● 3000 K	820 lm	5902801073342
LD-A60CM4-10W					● 4000 K		5902801073335

► ŹRÓDŁO ŚWIATŁA LED **A60**

LED light source



WARRANTY E27 DIMMABLE



Model	Power (W)	Power (W) = (lm)	Beam Angle	Color Temperature (K)	Lumen (lm)	Barcode
LD-SPCA60-10W	10,0 W	10,0 W = 68 W	F	● 3000 K	940 lm	5902801294877
LD-SPNA60-10W				● 4000 K		5902801294938
LD-SPCA60-12W	12,0 W	12,0 W = 83 W	F	● 3000 K	1200 lm	5902801414008
LD-SPNA60-12W				● 4000 K		5902801414091

► ŹRÓDŁO ŚWIATŁA LED **A60**

LED light source



WARRANTY E27




Model	Power (W)	Power (W) = (lm)	Beam Angle	Color Temperature (K)	Lumen (lm)	Barcode
LD-DC24A60-12	12,0 W	12,0 W = 75 W	G	● 3000 K	1055 lm	5902801270925

► ŹRÓDŁO ŚWIATŁA LED **C30**

LED light source



WARRANTY E27



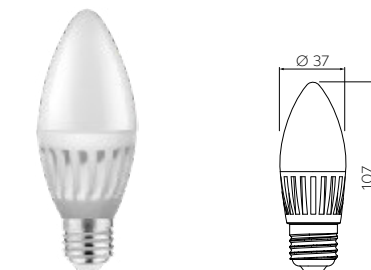

Model	Power (W)	Power (W) = (lm)	Beam Angle	Color Temperature (K)	Lumen (lm)	Barcode
LD-SMGC30C-30	3,0 W	3,0 W = 26 W	F	● 3000 K	260 lm	5902801417818
LD-SMNGC30C-30				● 4000 K		5902801416071
LD-SMZGC30C-30				● 6400 K		5902801423185
LD-SMGC30C-60	6,0 W	6,0 W = 43 W	F	● 3000 K	520 lm	5901867120175
LD-SMNGC30C-60				● 4000 K		5902801235061
LD-SMZGC30C-60				● 6400 K		5902801423734
LD-SMC37C-80	8,0 W	8,0 W = 55 W	F	● 3000 K	720 lm	5902801424366
LD-SMNC37C-80				● 4000 K		5902801424182
LD-SMZC37C-80				● 6400 K		5902801424335

► ŹRÓDŁO ŚWIATŁA LED **C37**

LED light source



WARRANTY E27 CERAMIC BODY HEAT PROTECT



Model	Power (W)	Power (W) = (lm)	Beam Angle	Color Temperature (K)	Lumen (lm)	Barcode
LD-SMDC37C-10	10,0 W	10,0 W = 72 W	F	● 3000 K	1000 lm	5902801477140
LD-SMND37C-10				● 4000 K		5902801477164

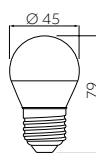
▶ ŹRÓDŁO ŚWIATŁA LED **B45**

LED light source



WARRANTY

E27



Model	Power (W)	Equivalent Power (W)	Beam Angle	Color Temperature (K)	Lumen (lm)	Barcode
LD-SMGB45C-30	3,0 W	3,0 W = 25 W	F	3000 K	255 lm	5902801423727
LD-SMNGB45C-30				4000 K		5902801423680
LD-SMZGB45C-30				6400 K		5902801423772
LD-SMGB45C-60	6,0 W	6,0 W = 43 W	F	3000 K	520 lm	5901867120519
LD-SMNGB45C-60				4000 K		5902801235030
LD-SMZGB45C-60				6400 K		5902801423895

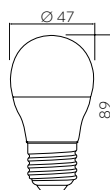
▶ ŹRÓDŁO ŚWIATŁA LED **B45**

LED light source



WARRANTY

E27



Model	Power (W)	Equivalent Power (W)	Beam Angle	Color Temperature (K)	Lumen (lm)	Barcode
LD-SMBD45-80	8,0 W	8,0 W = 55 W	F	3000 K	720 lm	5902801028403
LD-SMNB45-80				4000 K		5902801298868
LD-SMZBD45-80				6400 K		5902801476921

▶ ŹRÓDŁO ŚWIATŁA LED **G45**

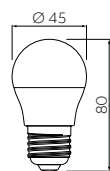
LED light source



WARRANTY

E27

DIMMABLE



Model	Power (W)	Equivalent Power (W)	Beam Angle	Color Temperature (K)	Lumen (lm)	Barcode
LD-SPCG45E27-7W	7,0 W	7,0 W = 54 W	F	3000 K	700 lm	5902801414213
LD-SPNG45E27-7W				4000 K		5902801413933

▶ ŹRÓDŁO ŚWIATŁA LED **CLEAR G45**

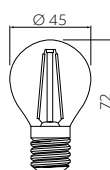
LED light source



WARRANTY

E27

FILAMENT



Model	Power (W)	Equivalent Power (W)	Beam Angle	Color Temperature (K)	Lumen (lm)	Barcode
LD-G45FLE2EM-30	2,0 W	2,0 W = 21 W	F	3000 K	200 lm	5902801339387
LD-G45FLE4E-30	4,0 W	4,0 W = 37 W			420 lm	5902801339240

► ŹRÓDŁO ŚWIATŁA LED **CLEAR G45**

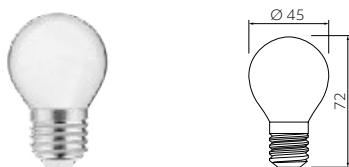
LED light source



LD-G45FLE6-30	5,8 W	5,8 W = 50 W	E	● 2700 K	640 lm	5902801497872
LD-G45FLE6-40				● 4000 K		5902801497940

► ŹRÓDŁO ŚWIATŁA LED **MILKY G45**

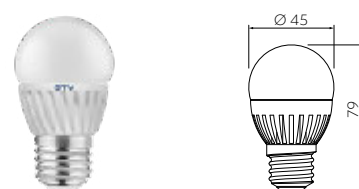
LED light source



LD-G45FLE2EM-40	2,0 W	2,0 W = 21 W	F	● 4000 K	200 lm	5902801358388
LD-G45FLE4EM-40	4,0 W	4,0 W = 37 W			420 lm	5902801359095

► ŹRÓDŁO ŚWIATŁA LED **G45**


LED light source



LD-SMBD45-10	10,0 W	10,0 W = 72 W	F	● 3000 K	1000 lm	5902801362330
LD-SMNBD45-10				● 4000 K		5902801361968

► ŹRÓDŁO ŚWIATŁA LED **CLEAR S14**

LED light source



LD-S14FLE05-30	0,5 W	0,5 W = 6 W	-	● 2700 K	50 lm	5902801498206
LD-S14FLE05-40				● 4000 K		5902801498077

► ŹRÓDŁO ŚWIATŁA LED **G45**

LED light source



WARRANTY

E27

PLASTIC
BULB

Model	Power	Color	Beam Angle	Barcode
LD-B45C01W-WH	1,0 W = 6 W	○ WHITE	50 lm	5902801496837
LD-B45C01W-RD	-	● RED	-	5902801497148
LD-B45C01W-GR	-	● GREEN	-	5902801497162
LD-B45C01W-BL	-	● BLUE	-	5902801497186
LD-B45C01W-YW	-	● YELLOW	-	5902801497209

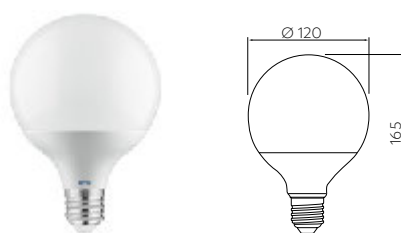
► ŹRÓDŁO ŚWIATŁA LED **G120**

LED light source



WARRANTY

E27



Model	Power	Power (Equivalent)	Color	Beam Angle	Barcode
LD-120G14W-32	14,0 W	14,0 W = 92 W	● 3000 K	1380 lm	5901867169242
LD-120G14W-40	-	-	● 4000 K	-	5902801299230
LD-120G18W-32	18,0 W	18,0 W = 116 W	● 3000 K	1820 lm	5901867169259
LD-120G18W-40	-	-	● 4000 K	-	5902801299278


► ŹRÓDŁO ŚWIATŁA LED

LED light source



WARRANTY

E27

HEAT
PROTECT

Model	Power	Power (Equivalent)	Color	Beam Angle	Beam Diameter (mm)	Height (mm)	Barcode	
LD-ALF100-27W	27,0 W	27,0 W = 172 W	● 4000 K	F	2900 lm	96	185	5902801374890
LD-ALF120-34W	34,0 W	-			3700 lm	115	207	5902801374883
LD-ALF140-80W	77,5 W	-	● 4000 K	E	8900 lm	135	213	5902801448201
LD-ALF150-100W	97,0 W	-			11500 lm	145	230	5902801407215

E40


► ŹRÓDŁO ŚWIATŁA LED

LED light source



WARRANTY

E40

HEAT
PROTECT

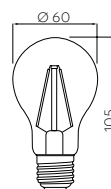

Model	Power	Power (Equivalent)	Color	Beam Angle	Beam Diameter (mm)	Height (mm)	Barcode	
LD-ALF140-43W	43,0 W	-	● 4000 K	F	4600 lm	149	245	5902801331510

► ŹRÓDŁO ŚWIATŁA LED **CLEAR A60**

LED light source



WARRANTY E27 FILAMENT





	W	LED	Ei A G			
LD-A60FLE8-30	8,0 W	8,0 W = 64 W	E	● 3000 K	880 lm	5902801328770
LD-A60FLE8-40				● 4000 K		5902801356407
LD-A60FLE11-30	11,0 W	11,0 W = 100 W	D	● 2700 K	1500 lm	5902801498039
LD-A60FLE11-40				● 4000 K		5902801498480

► ŹRÓDŁO ŚWIATŁA LED **CLEAR G95**

LED light source



WARRANTY E27 FILAMENT



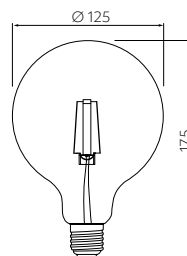

	W	LED	Ei A G			
LD-G95FLE8-30	8,0 W	8,0 W = 64 W	E	● 3000 K	880 lm	5902801328800
LD-G95FLE8-40				● 4000 K		5902801339394

► ŹRÓDŁO ŚWIATŁA LED **CLEAR G125**

LED light source



WARRANTY E27 FILAMENT



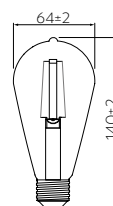

	W	LED	Ei A G			
LD-G125FLE8-30	8,0 W	8,0 W = 64 W	E	● 3000 K	880 lm	5902801338465
LD-G125FLE8-40				● 4000 K		5902801358333

► ŹRÓDŁO ŚWIATŁA LED **CLEAR ST64**

LED light source



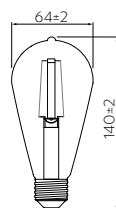
WARRANTY E27 FILAMENT



	W	LED	Ei A G			
LD-ST64FLE6-30	6,0 W	6,0 W = 48 W	F	● 3000 K	600 lm	5902801358395
LD-ST64FLE6-40				● 4000 K		5902801339431

▶ ŹRÓDŁO ŚWIATŁA LED **VINTAGE ST64**

LED light source



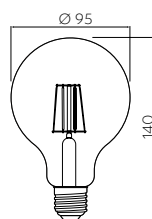
LD-ST64FVE4-30	4,0 W	4,0 W = 28 W	G	3000 K	300 lm	5902801339196

360°



▶ ŹRÓDŁO ŚWIATŁA LED **VINTAGE G95**

LED light source



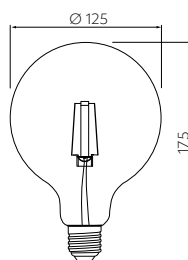
LD-G95FEV4-30	4,0 W	4,0 W = 28 W	G	3000 K	300 lm	5902801339295

360°



▶ ŹRÓDŁO ŚWIATŁA LED **VINTAGE G125**

LED light source



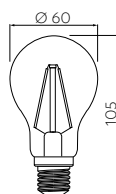
LD-G125FEV4-30	4,0 W	4,0 W = 28 W	G	3000 K	300 lm	5902801339288

360°



▶ ŹRÓDŁO ŚWIATŁA LED **SMOKED A60**

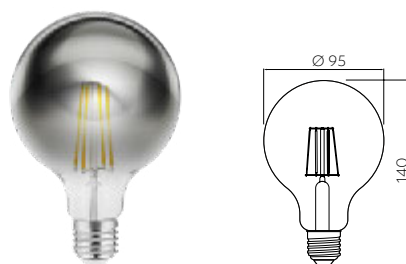
LED light source



LD-A60FP8-18	8,0 W	8,0 W = 35 W	-	1800 K	400 lm	5902801393419
LD-A60FPE8-30		8,0 W = 55 W	F	2700 K	720 lm	5902801358517

► ŹRÓDŁO ŚWIATŁA LED **SMOKED G95**

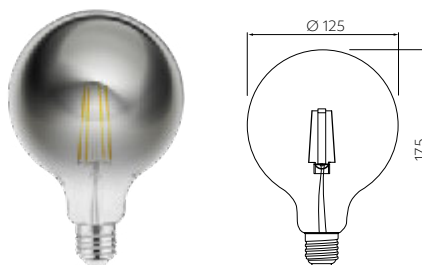
LED light source



LD-G95FP8-18	8,0 W	8,0 W = 39 W	-	● 1800 K	450 lm	5902801393358
LD-G95FPE8-30		8,0 W = 55 W	F	● 2700 K	720 lm	5902801328800

► ŹRÓDŁO ŚWIATŁA LED **SMOKED G125**

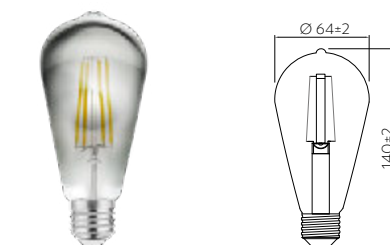
LED light source



LD-G125FP8-18	8,0 W	8,0 W = 39 W	-	● 1800 K	450 lm	5902801398100
LD-G125FPE8-30		8,0 W = 55 W	F	● 2700 K	720 lm	5902801359293

► ŹRÓDŁO ŚWIATŁA LED **SMOKED ST64**


LED light source



LD-ST64FP4-18	6,0 W	6,0 W = 28 W	-	● 1800 K	300 lm	5902801370526
LD-ST64FPE6-30		6,0 W = 42 W	F	● 2700 K	500 lm	5902801359255

► ŹRÓDŁO ŚWIATŁA LED **WAVE**

LED light source



LD-ST64FLW6-22	6,0 W	6,0 W = 42 W	G	● 2200 K	500 lm	5902801508257

NEW



GRID

stylowe i eleganckie źródło światła
stylish and elegant light source




WARRANTY



DIMMABLE

▶ ŹRÓDŁO ŚWIATŁA LED **SPIN**
LED light source

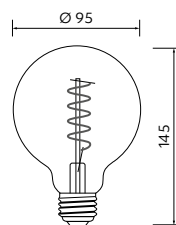
NEW



LD-A60FLS4-22	4,0 W	4,0 W = 26 W	G	2200 K	265 lm	5902801556302

▶ ŹRÓDŁO ŚWIATŁA LED **SPIN**
LED light source

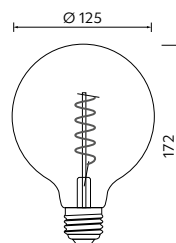
NEW



LD-G95FLS4-22	4,0 W	4,0 W = 26 W	G	2200 K	265 lm	5902801508158

▶ ŹRÓDŁO ŚWIATŁA LED **SPIN**
LED light source

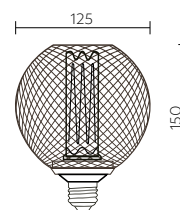
NEW



LD-G125FLS4-22	4,0 W	4,0 W = 26 W	G	2200 K	265 lm	5902801508134

▶ ŹRÓDŁO ŚWIATŁA LED **GRID**
LED light source

NEW



LD-C125GRIDCZ3-18	3,5 W	3,8 W = 13 W	1800 K	120 lm	5902801546709
LD-C125FLGRIDZ3-18					5902801598357

ŹRÓDŁO ŚWIATŁA LED **GRID**

LED light source



WARRANTY E27 DIMMABLE

**NEW**

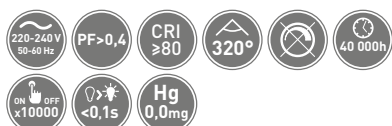
LD-C100GRIDZ3-18	3,5 W	3,8 W = 13 W	1800 K	120 lm	5902801592461
LD-C100FLGRIDZ3-18					5902801556289

ŹRÓDŁO ŚWIATŁA LED **SLIM**

LED light source



WARRANTY E27

**NEW**

LD-G125FLSLIM2-18	2,0 W	2,0 W = 11 W	1800 K	100 lm	5902801546266

ŹRÓDŁO ŚWIATŁA LED **SLIM**

LED light source



WARRANTY E27

**NEW**

LD-G95FLSLIM2-18	2,0 W	2,0 W = 11 W	1800 K	100 lm	5902801544767

ŹRÓDŁO ŚWIATŁA LED **SLIM**

LED light source



WARRANTY E27

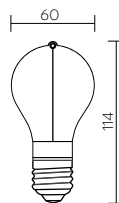
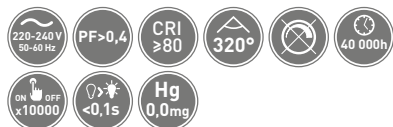
**NEW**

LD-ST64FLSLIM2-18	2,0 W	2,0 W = 11 W	1800 K	100 lm	5902801544736

▶ ŹRÓDŁO ŚWIATŁA LED **SLIM**

LED light source

NEW

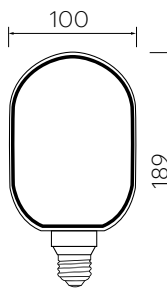
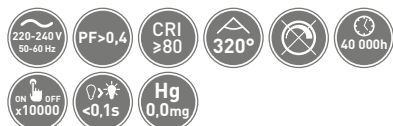


LD-A60FLSLIM2-18	2,0 W	2,0 W = 11 W	1800 K	100 lm	5902801545320

▶ ŹRÓDŁO ŚWIATŁA LED **GLOW**

LED light source

NEW

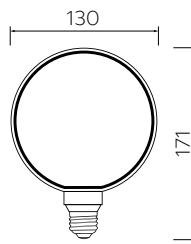
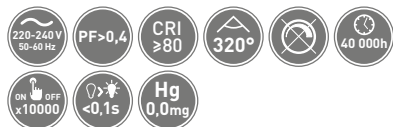


LD-O100GLOW-18	4,0 W	4,0 W = 20 W	1800 K	190 lm	5902801547430

▶ ŹRÓDŁO ŚWIATŁA LED **GLOW**

LED light source

NEW

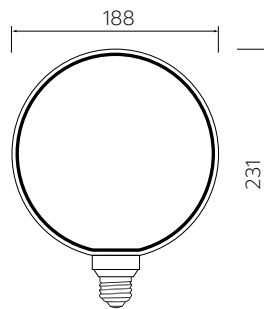
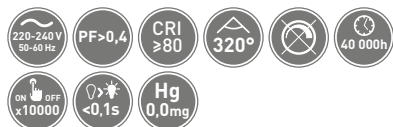


LD-G1300GLOW-18	4,0 W	4,0 W = 20 W	1800 K	190 lm	5902801548192

▶ ŹRÓDŁO ŚWIATŁA LED **GLOW**

LED light source

NEW



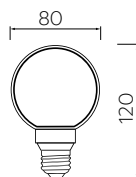
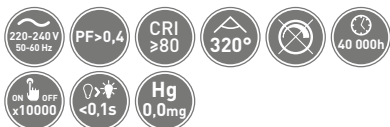
LD-G188GLOW-18	4,0 W	4,0 W = 20 W	1800 K	190 lm	5902801548246

ŹRÓDŁO ŚWIATŁA LED **GLOW**

LED light source



WARRANTY E27 DIMMABLE



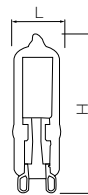
LD-G80GLOW-18	4,0 W	4,0 W = 20 W		1800 K	190 lm	5902801549687

ŹRÓDŁO ŚWIATŁA LED

LED light source



WARRANTY G9



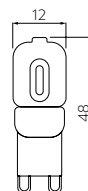
LD-G93WE25-30	2,5 W	2,5 W = 25 W	F	3000 K	250 lm	14 x 48	5902801339455
LD-G93WE25-40				4000 K			5902801339158
LD-G935W04-30	3,5 W	3,5 W = 32 W	F	3000 K	350 lm	13,4 x 60	5902801359231
LD-G935W04-40				4000 K			5902801351457

ŹRÓDŁO ŚWIATŁA LED

LED light source



WARRANTY G9 DIMMABLE



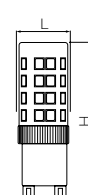
LD-G93W25-32	2,5 W	2,5 W = 22 W	F	3000 K	220 lm	5902801328336
LD-G93W25-45				4000 K		5902801328640

ŹRÓDŁO ŚWIATŁA LED

LED light source



WARRANTY G9



LD-G9PE35W-30	3,5 W	3,5 W = 32 W	F	3000 K	350 lm	15 x 50	5902801328312
LD-G9PE35W-40				4000 K			5902801328695
LD-G9P5WE0-30	5,0 W	5,0 W = 35 W	G	3000 K	400 lm	15 x 54,5	5902801328879
LD-G9P5WE0-40				4000 K			5902801338496

► ŹRÓDŁO ŚWIATŁA LED

LED light source

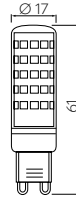


WARRANTY

G9



360°



LD-G9P67W0-30	6,5 W	6,5 W = 48 W	F	● 3000 K	600 lm	5902801339141
LD-G9P67W0-40				● 4000 K		5902801338540

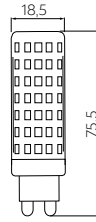
► ŹRÓDŁO ŚWIATŁA LED

LED light source



WARRANTY

G9



LD-G9P95W0-30	9,5 W	9,5 W = 66 W	F	● 3000 K	900 lm	5902801351617
LD-G9P95W0-40				● 4000 K		5902801351464

GU10

► ŹRÓDŁO ŚWIATŁA LED

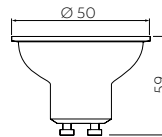
LED light source



WARRANTY

GU10

DIMMABLE



LD-SPCGU10-7W	7,0 W	7,0 W = 48 W	F	● 3000 K	600 lm	5902801295010
LD-SPNGU10-7W				● 4000 K		5902801295010

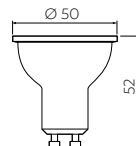
► ŹRÓDŁO ŚWIATŁA LED

LED light source



WARRANTY

GU10



LD-PC5010-30			F	● 3000 K	420 lm	PF>0,4	5902801496714
LD-PC5010-40	4,9 W	4,9 W = 37 W		● 4000 K			5902801496738
LD-PC5010-64				● 6400 K			5902801496752
LD-PC7010-30	7,0 W	7,0 W = 48 W	F	● 3000 K	600 lm	PF>0,5	5902801496776
LD-PC7010-40				● 4000 K			5902801496790
LD-PC7010-64				● 6400 K			5902801496813

▶ ŹRÓDŁO ŚWIATŁA LED
LED light source



Model	Power (W)	Power (W = lm)	Beam Angle	Color Temperature (K)	Lumen (lm)	Barcode
LD-PC6010-30	5,6 W	5,6 W = 36 W	F	3000 K	410 lm	5901867155436
LD-PC6010-40				4000 K		5901867198785
LD-PC6010-64				6400 K		5901867197139
LD-PC7510-30	7,0 W	7,0 W = 45 W	F	3000 K	550 lm	5901867155405
LD-PC7510-40				4000 K		5901867198792
LD-PC7510-64				6400 K		5901867197160

▶ ŹRÓDŁO ŚWIATŁA LED
LED light source



Model	Power (W)	Power (W = lm)	Beam Angle	Color Temperature (K)	Lumen (lm)	Barcode
LD-NGU10P-1W	1,0 W	1,0 W = 12 W	E	3000 K	110 lm	5902801407253
LD-NGU10PN-1W				4000 K		5901867194954
LD-NGU10PZ-1W				6400 K		5902801407079
LD-NGU10P-3W	2,5 W	2,5 W = 24 W	F	3000 K	240 lm	5901867131591
LD-NGU10PN-3W				4000 K		5902801299070
LD-NGU10PZ-3W				6400 K		5902801407291
LD-NGU10P-4W	3,5 W	3,5 W = 32 W	F	3000 K	350 lm	5908231395702
LD-NGU10PN-4W				4000 K		5902801299001
LD-NGU10PZ-4W				6400 K		5902801407420

▶ ŹRÓDŁO ŚWIATŁA LED
LED light source




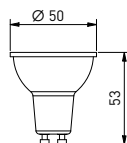
Model	Power (W)	Power (W = lm)	Beam Angle	Color Temperature (K)	Lumen (lm)	Barcode
LD-SM1210-10	9,1 W	9,1 W = 63 W	F	3000 K	850 lm	5901867189967
LD-SM1210N-10				4000 K		5902801299513
LD-SM1210Z-10				6400 K		5902801342790

▶ ŹRÓDŁO ŚWIATŁA LED
LED light source



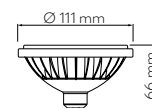
Model	Power (W)	Power (W = lm)	Beam Angle	Color Temperature (K)	Lumen (lm)	Barcode
LD-SZ5010-30	5,0 W	5,0 W = 35 W	F	3000 K	400 lm	5901867196798
LD-SZ5010-40				4000 K		5902801000690
LD-SZ5010-64				6400 K		5901867196804

▶ ŹRÓDŁO ŚWIATŁA LED
LED light source



Model	Wattage	Power	Color Temp.	Beam Angle	PF	Barcode
LD-SZ30W10-30	3,0	3,0 W = 26 W	3000 K	270 lm	>0,4	5902801360817
LD-SZ30W10-40	3,0	3,0 W = 26 W	4000 K	270 lm	>0,4	5902801360848
LD-SZ30W10-64	3,0	3,0 W = 26 W	6400 K	270 lm	>0,4	5902801360855
LD-SZ50W10-30	5,0	5,0 W = 39 W	3000 K	460 lm	>0,4	5902801361005
LD-SZ50W10-40	5,0	5,0 W = 39 W	4000 K	460 lm	>0,4	5902801361142
LD-SZ50W10-64	5,0	5,0 W = 39 W	6400 K	460 lm	>0,4	5902801360992
LD-SZ70W10-30	6,7	6,7 W = 52 W	3000 K	670 lm	>0,5	5902801361180
LD-SZ70W10-40	6,7	6,7 W = 52 W	4000 K	670 lm	>0,5	5902801361531
LD-SZ70W10-64	6,7	6,7 W = 52 W	6400 K	670 lm	>0,5	5902801361043

▶ ŹRÓDŁO ŚWIATŁA LED **ES111**
LED light source



LD-ES111NW13W40-00

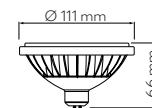
LD-ES111NW13W40-10

LD-ES111NW13W40-15



Model	Wattage	Power	Beam Angle	Color Temp.	Light Output	Barcode
LD-ES111WW13W40-10	12,5 W	12,5 W = 77 W	F	3000 K	1100 lm	5902801343780
LD-ES111NW13W40-10		12,5 W = 85 W	E	4000 K	1250 lm	5902801343797
LD-ES111WW13W40-00		12,5 W = 77 W	F	3000 K	1100 lm	5902801343551
LD-ES111NW13W40-00		12,5 W = 85 W	E	4000 K	1250 lm	5902801343001
LD-ES111WW13W40-15		12,5 W = 77 W	F	3000 K	1100 lm	5902801347238
LD-ES111NW13W40-15		12,5 W = 85 W	E	4000 K	1250 lm	5902801347177

▶ ŹRÓDŁO ŚWIATŁA LED **ES111**
LED light source



LD-ES111NW13W120-00

LD-ES111NW13W120-10

LD-ES111NW13W120-15



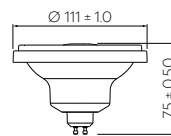
Model	Wattage	Power	Beam Angle	Color Temp.	Light Output	Barcode
LD-ES111WW13W120-10	12,5 W	12,5 W = 77 W	F	3000 K	1100 lm	5902801347467
LD-ES111NW13W120-10		12,5 W = 85 W	E	4000 K	1250 lm	5902801347160
LD-ES111WW13W120-00		12,5 W = 77 W	F	3000 K	1100 lm	5902801347559
LD-ES111NW13W120-00		12,5 W = 85 W	E	4000 K	1250 lm	5902801347672
LD-ES111WW13W120-15		12,5 W = 77 W	F	3000 K	1100 lm	5902801347658
LD-ES111NW13W120-15		12,5 W = 85 W	E	4000 K	1250 lm	5902801347757

▶ ŹRÓDŁO ŚWIATŁA LED **ES111**

LED light source



WARRANTY GU10



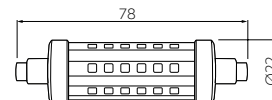
LD-ES111WW11W25AG-01	11,0 W	11,0 W = 63 W	F	● 3000 K	850 lm	5902801343711
LD-ES111NW11W25AG-01		11,0 W = 66 W		● 4000 K	900 lm	5902801347498

▶ ŹRÓDŁO ŚWIATŁA LED **J78**

LED light source



WARRANTY R7s



360°



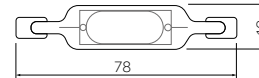
LD-J7806WE-40	5,0 W	5,0 W = 42 W	F	● 4000 K	500 lm	5902801339066
---------------	-------	--------------	---	----------	--------	---------------

▶ ŹRÓDŁO ŚWIATŁA LED **J78**

LED light source



WARRANTY R7s



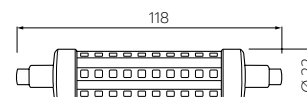
LD-J7805WCE-40	5,0 W	5,0 W = 42 W	F	● 4000 K	500 lm	5902801359316
----------------	-------	--------------	---	----------	--------	---------------

▶ ŹRÓDŁO ŚWIATŁA LED **J118**

LED light source



WARRANTY R7s



LD-J11810WE-40	9,0 W	9,0 W = 66 W	F	● 4000 K	900 lm	5902801339059
----------------	-------	--------------	---	----------	--------	---------------

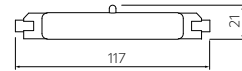
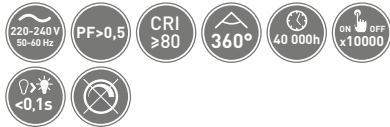
▶ ŹRÓDŁO ŚWIATŁA LED **J118**

LED light source



WARRANTY

R7s



LD-J11809WCE-40	9,0 W	9,0 W = 66 W	F	● 4000 K	900 lm	5902801351426

G53

▶ ŹRÓDŁO ŚWIATŁA LED **AR111**

LED light source



WARRANTY

G53



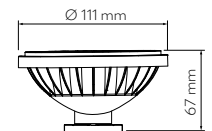
LD-AR111NW13W40-00



LD-AR111NW13W40-10



LD-AR111NW13W40-15



LD-AR111WW13W40-10	12,5 W	12,5 W = 77 W	F	● 3000 K	1100 lm	5902801343599
LD-AR111NW13W40-10		12,5 W = 85 W		● 4000 K	1250 lm	5902801343667
LD-AR111WW13W40-00		12,5 W = 77 W		● 3000 K	1100 lm	5902801347511
LD-AR111NW13W40-00		12,5 W = 85 W		● 4000 K	1250 lm	5902801343759
LD-AR111WW13W40-15		12,5 W = 77 W		● 3000 K	1100 lm	5902801409028
LD-AR111NW13W40-15		12,5 W = 85 W		● 4000 K	1250 lm	5902801408168

▶ ŹRÓDŁO ŚWIATŁA LED **AR111**

LED light source



WARRANTY

G53



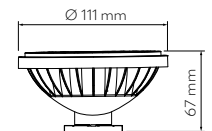
LD-AR111NW13W120-00



LD-AR111NW13W120-10


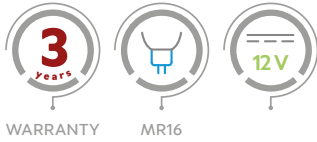


LD-AR111WW13W120-15



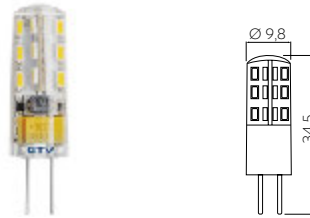
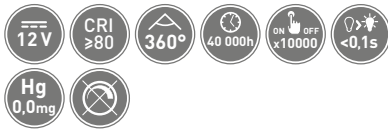
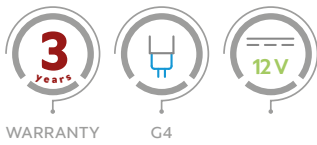
LD-AR111WW13W120-10	12,5 W	12,5 W = 77 W	F	● 3000 K	1100 lm	5902801347818
LD-AR111NW13W120-10		12,5 W = 85 W		● 4000 K	1250 lm	5902801347955
LD-AR111WW13W120-00		12,5 W = 77 W		● 3000 K	1100 lm	5902801347986
LD-AR111NW13W120-00		12,5 W = 85 W		● 4000 K	1250 lm	5902801348310
LD-AR111WW13W120-15		12,5 W = 77 W		● 3000 K	1100 lm	5902801408144
LD-AR111NW13W120-15		12,5 W = 85 W		● 4000 K	1250 lm	5902801347757

▶ ŹRÓDŁO ŚWIATŁA LED
LED light source



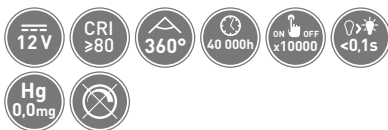
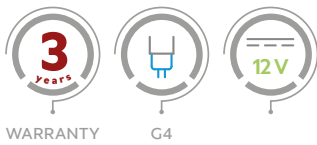
Model	Power (W)	Equivalent Power (W)	Base	Color Temperature (K)	Beam Angle (°)	Lumen (lm)	Barcode
LD-SM1016-30	1,0 W	1,0 W = 11 W	F	3000 K	100	320	5902801403972
LD-SM1016-40				4000 K			5902801404030
LD-SM1016-64				6400 K			5902801404047
LD-SM4016-30	4,0 W	4,0 W = 30 W	G	3000 K	320	320	5901867190079
LD-SM4016-40				4000 K			5902801309328
LD-SM4016-64				6400 K			5901867190109
LD-SM6016-30	6,0 W	6,0 W = 44 W	G	3000 K	540	540	5901867190048
LD-SM6016-40				4000 K			5902801338281
LD-SM6016-64				6400 K			5902801339738

▶ ŹRÓDŁO ŚWIATŁA LED
LED light source



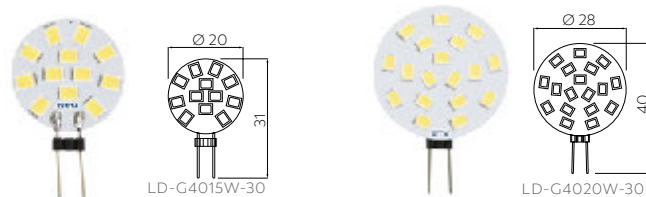
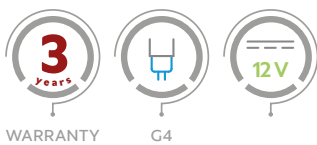
Model	Power (W)	Equivalent Power (W)	Base	Color Temperature (K)	Beam Angle (°)	Lumen (lm)	Barcode
LD-G4SI115-32	1,1 W	1,1 W = 11 W	G	3000 K	100	100	5902801328657
LD-G4SI115-45				4000 K			5902801328329

▶ ŹRÓDŁO ŚWIATŁA LED
LED light source



Model	Power (W)	Equivalent Power (W)	Base	Color Temperature (K)	Beam Angle (°)	Lumen (lm)	Barcode
LD-G4P30W-30	3,0 W	3,0 W = 26 W	G	3000 K	260	260	5902801338533
LD-G4P30W-40				4000 K			5902801338519

▶ ŹRÓDŁO ŚWIATŁA LED
LED light source



Model	Power (W)	Equivalent Power (W)	Base	Color Temperature (K)	Beam Angle (°)	Lumen (lm)	Barcode
LD-G4018W-30	1,8 W	1,8 W = 16 W	G	3000 K	150	150	5902801339042
LD-G4025W-30	2,5 W	2,5 W = 25 W	F		250	250	5902801338908

ŹRÓDŁA ŚWIATŁA

wysokowydajne świetlówki LED T8
highly efficient LED light sources T8





WARRANTY



160 lm/w

wysoka efektywność
światlna

high luminous
efficiency




materiał szkło -
heat protect

▶ ŹRÓDŁO ŚWIATŁA LED **T8**
LED light source



WARRANTY

G13




Folder	W	Ei A G	Light	L	Barcode	
SW-NSZT810W-60N	9,1 W	F	● 4000 K	1000 lm	600 mm	5902801366369
SW-ZSZT810W-60N	9,1 W		● 6400 K	1000 lm	600 mm	5902801367250
SW-NSZT818W-120N	18,0 W		● 4000 K	1900 lm	1200 mm	5902801367212
SW-ZSZT818W-120N	18,0 W		● 6400 K	1900 lm	1200 mm	5902801367281
SW-NSZT822W-150N	22,0 W		● 4000 K	2400 lm	1500 mm	5902801367229
SW-ZSZT822W-150N	22,0 W		● 6400 K	2400 lm	1500 mm	5902801367304

▶ ŹRÓDŁO ŚWIATŁA LED **T8**
LED light source



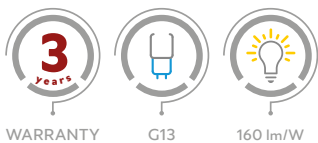
WARRANTY

G13



Folder	W	Ei A G	Light	L	Barcode	
SW-HLSZT809W-60	9,0 W	E	● 4000 K	1050 lm	600 mm	5902801241444
SW-HLSZT818W-120	18,0 W			2150 lm	1200 mm	5902801241451
SW-HLSZT824W-150	24,0 W			2850 lm	1500 mm	5902801241871

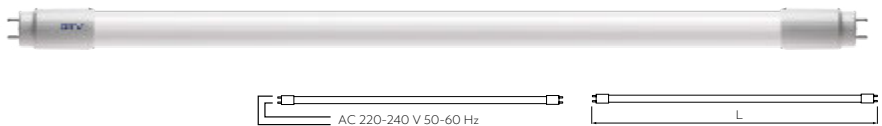
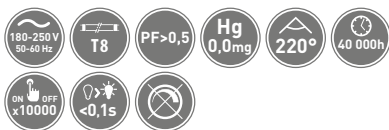
▶ ŹRÓDŁO ŚWIATŁA LED **T8**
LED light source



WARRANTY

G13

160 lm/W



Folder	W	Ei A G	Light	L	Barcode	
SW-SHLSZT809W-60	9,0 W	C	● 4000 K	1440 lm	600 mm	5902801462511
SW-SHLSZT818W-120	18,0 W			2880 lm	1200 mm	5902801470400
SW-SHLSZT822W-150	22,0 W			3520 lm	1500 mm	5902801470363



Źródło światła LED T8
LED light source T8

OŚWIETLENIE PRZEMYSŁOWE

INDUSTRIAL LIGHTING

HIGH-BAY HIGH-BAY	70
LINIOWE ZINTEGROWANE LED LINEAR INTEGRATED LED	71
LINIOWE T8 LED LINEAR T8 LED	72
KANAŁOWE BULKHEAD	73
EWAKUACYJNE I AWARYJNE EVACUATION AND EMERGENCY	77
ULICZNO-PARKOWE STREETS AND PARKS	80
HERMETYCZNE T8 LED HERMETIC T8 LED	82
HERMETYCZNE ZINTEGROWANE LED HERMETIC INTEGRATED LED	83








ATLANTA

oprawa highbay
high-bay LED fixture




wysoka efektywność świetlna
na poziomie 150 lm/W
high luminous efficiency



możliwość zmiany barwy światła
i mocy oprawy
ability to change the light color
and power of the fixture

NEW

OPRAWA LED **ATLANTA**
LED fitting

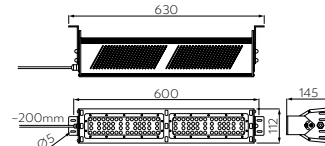

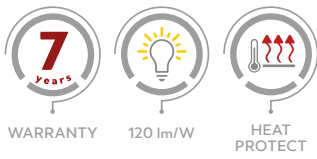


	H	Ø
LD-ATL150W-ADJ-CCT	160	280
LD-ATL200W-ADJ-CCT	160	320

*mm

	W	lm	Material	Color	Weight	Barcode
LD-ATL150W-ADJ-CCT	adjustable 150 W-120 W-90 W	150 lm/W	aluminium, aluminium	czarny, black	1800 g	5902801467851
LD-ATL200W-ADJ-CCT	adjustable 200 W-170 W-140 W				2400 g	5902801467998

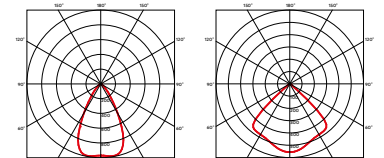
HIGH-BAY LED **TEKSAS**
High-bay LED fixture



Akcesoria,
Accessories
WZL-2

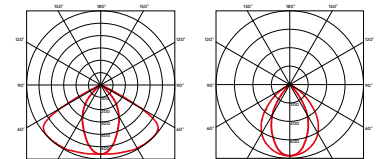
	W	CCT	lm	Material	Color	Weight	Barcode
LD-TK100W-40	100 W	4000 K	12 000 lm	aluminium, aluminium	szary, grey	3000 g	5902801001970

SOCZEWKI WYMIENNE **TEKSAS**
Replaceable lenses



SO-TK060DE-00

SO-TK090DE-00

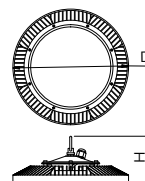


SO-TK612DE-00

SO-TK069DE-00

	Beam Angle	Barcode
SO-TK060DE-00	60° x 60°	5902801008979
SO-TK090DE-00	90° x 90°	5902801008986
SO-TK612DE-00	60° x 120°	5902801008962
SO-TK069DE-00	60° x 90°	5902801024931

HIGH-BAY LED **DALLAS**
High-bay LED fixture


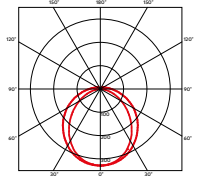
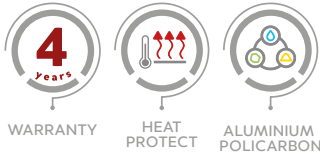


	D	H
LD-DAL100W-NB	ø 260	104
LD-DAL150W-NB	ø 300	120

*mm

	W	CCT	lm	Material	Color	Weight	Barcode
LD-DAL100W-NB	100 W	4000 K	10000 lm	aluminium, aluminium	czarny, black	1600 g	5902801244988
LD-DAL150W-NB	150 W		15000 lm			2500 g	5902801247293

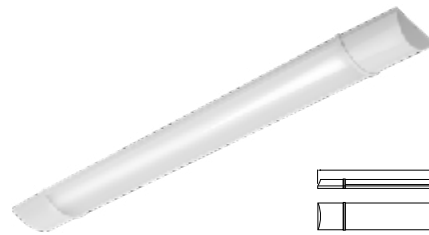
OPRAWA LED ZEFIR PRO
Surface mounted LED fixture



	L	W	H
LD-ZFPL24W06-NB	591	148,5	52,5
LD-ZFPL48W12-NB	1191	148,5	52,5

LD-ZFPL24W06-NB	24 W	4000 K	2200 lm	aluminium, aluminium	biały, white	PF > 0,5	825 g	5902801218170
LD-ZFPL48W12-NB	48 W		4400 lm			PF > 0,9	1475 g	5902801278624

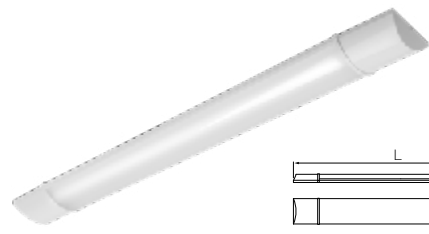
OPRAWA LED ASPEN
Surface mounted LED fixture



	L	W	H
LD-OLL20W-CB	600	68	23
LD-OLL40W-CB	1200	68	23
LD-OLL50W-CB	1500	68	23

LD-OLL20W-NB	20 W	4000 K	1800 lm	PC	biały white	PF > 0,5	190 g	5902801010453
LD-OLL40W-NB	40 W		3600 lm			PF > 0,9	360 g	5902801010460
LD-OLL50W-NB	50 W		4500 lm				475 g	5902801010477

OPRAWA LED KELIO
Surface mounted LED fixture



	L	W	H
LD-KEL18W-NW	600	68	23
LD-KEL36W-NW	1200	68	23
LD-KEL45W-NW	1500	68	23

LD-KEL18W-NW	18 W	4000 K	1800 lm	PC/PC	biały white	PF > 0,5	190 g	5902801266621
LD-KEL36W-NW	36 W		3600 lm			PF > 0,9	360 g	5902801266942
LD-KEL45W-NW	45 W		4500 lm				475 g	5902801442995

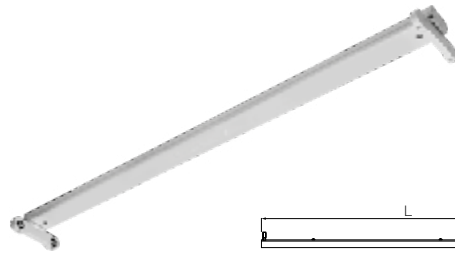
OPRAWA LED LONGER
LED fitting



	L	L1
LD-LONG18W-NW	605	415
LD-LONG36W-NW	1205	1015
LD-LONG54W-NW	1505	1315

LD-LONG18W-NW	18 W	4000 K	2160 lm	PC/IRON	biały white	0,5	800 g	5902801499999
LD-LONG36W-NW	36 W		4320 lm			0,9	1250 g	5902801435591
LD-LONG54W-NW	54 W		6480 lm				1600 g	5902801435621

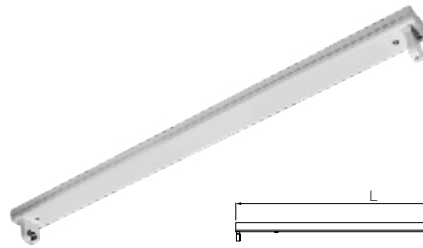
▶ **OPRAWA ŚWIETŁÓWKOWA T8**
Fixture for open LED light sources



	L	W	H
OS-OSL2120S-00	1230	100	47
OS-OSL2150S-00	1530	100	47

OS-OSL2120S-00	blacha stalowa, steel sheet	biały, white	380 g	5901867173744
OS-OSL2150S-00			470 g	5901867173768

▶ **OPRAWA ŚWIETŁÓWKOWA T8**
Fixture for open LED light sources, T8



	L	W	H
OS-OSL1120S-00	1230	42	47
OS-OSL1150S-00	1530	42	47

OS-OSL1120S-00	blacha stalowa, steel sheet	biały, white	380 g	5901867173737
OS-OSL1150S-00			470 g	5901867173751

▶ **OPRAWA DO ŹRÓDEŁ ŚWIATŁA LED T8 ZEFIR**
LED fitting for LED T8 light sources



	L	W	H
LD-OZE218-00	640	152	65
LD-OZE236-00	1250	152	65
LD-OZE258-00	1500	152	65

LD-OZE218-00			700 g	5901867159632
LD-OZE236-00	ABS + PC + blacha stalowa, ABS + PC + steel sheet	przeźroczysty, clear,	1000 g	5901867151605
LD-OZE258-00			1200 g	5902801414930

▶ **OPRAWA DO ŹRÓDEŁ ŚWIATŁA LED T8 ZEFIR**
LED fitting for LED T8 light sources

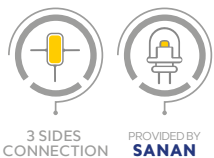


	L	W	H
LD-OZE218-01	640	152	65
LD-OZE236-01	1250	152	65
LD-OZE258-01	1500	152	65

LD-OZE218-01			700 g	5901867177582
LD-OZE236-01	ABS + PC + blacha stalowa, ABS + PC + steel sheet	mleczny, soft white	1000 g	5901867177698
LD-OZE258-01			1200 g	5902801415173

▶ OPRAWA KANAŁOWA LED **OVALIO**

LED bulkhead fixture



LD-OVALW5W00-NW	5 W	● 4000 K	500 lm	ABS+PC	biały/ white	200 g	5902801455506
LD-OVALW5W10-NW					czarny/ black		5902801455445

▶ OPRAWA KANAŁOWA LED **LUXIA**

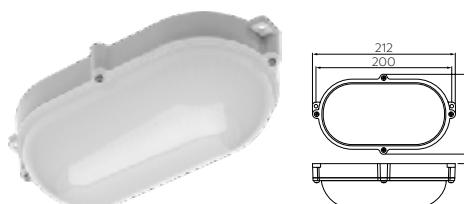
LED bulkhead fixture



LD-KALU100K-40	10 W	● 4000 K	700 lm	PC / PC	biały, white	250 g	5901867169204
----------------	------	----------	--------	---------	--------------	-------	---------------

▶ OPRAWA KANAŁOWA LED **LUXIA**


LED bulkhead fixture



LD-KALU100W-40	10 W	● 4000 K	700 lm	PC / PC	biały, white	250 g	5901867169228
----------------	------	----------	--------	---------	--------------	-------	---------------

▶ OPRAWA KANAŁOWA LED **TWIST**

LED bulkhead fixture



LD-TWI10WOK-40	10 W	● 4000 K	750 lm	PC	czarny, black	300 g	5902801041303
----------------	------	----------	--------	----	---------------	-------	---------------

OPRAWA KANAŁOWA LED **KODO**

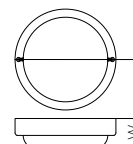
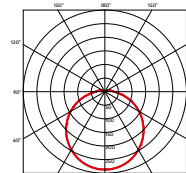
LED bulkhead fixture



WARRANTY PROTECTION

NEW

360°



	L	H
LD-KD08WOK-NB	ø155	47
LD-KD08WOK-NB-10	ø155	47
LD-KD12WOK-NB	ø175	47
LD-KD12WOK-NB-10	ø175	47
LD-KD18WOK-NB	ø210	47
LD-KD18WOK-NB-10	ø210	47

*mm



Model	Power (W)	Color Temp (K)	Beam Angle (°)	Material	Color	Weight (g)	Barcode
LD-KD08WOK-NB	8	4000	720	PC	biała, white	240	5902801305276
LD-KD08WOK-NB-10	8	4000	720	PC	czarny, black	240	5902801467646
LD-KD12WOK-NB	12	4000	1080	PC	biała, white	280	5902801305153
LD-KD12WOK-NB-10	12	4000	1080	PC	czarny, black	280	5902801467721
LD-KD18WOK-NB	18	4000	1620	PC	biała, white	340	5902801467585
LD-KD18WOK-NB-10	18	4000	1620	PC	czarny, black	340	5902801467813

OPRAWA KANAŁOWA LED **KODO**

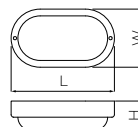
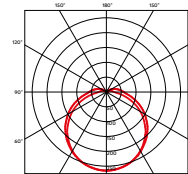
LED bulkhead fixture



WARRANTY PROTECTION

NEW

360°



	L	W	H
LD-KD08WOV-NB	160	90	47
LD-KD08WOV-NB-10	160	90	47
LD-KD12WOV-NB	197	97	47
LD-KD12WOV-NB-10	197	97	47
LD-KD18WOV-NB	230	103	47
LD-KD18WOV-NB-10	230	103	47

*mm




Model	Power (W)	Color Temp (K)	Beam Angle (°)	Material	Color	Weight (g)	Barcode
LD-KD08WOV-NB	8	4000	720	PC	biała, white	220	5902801305269
LD-KD08WOV-NB-10	8	4000	720	PC	czarny, black	220	5902801467684
LD-KD12WOV-NB	12	4000	1080	PC	biała, white	250	5902801304798
LD-KD12WOV-NB-10	12	4000	1080	PC	czarny, black	250	5902801467783
LD-KD18WOV-NB	18	4000	1620	PC	biała, white	260	5902801467608
LD-KD18WOV-NB-10	18	4000	1620	PC	czarny, black	260	5902801467837

▶ **OPRAWA KANAŁOWA LED TWIST**

LED bulkhead fixture



WARRANTY PROTECTION IK08



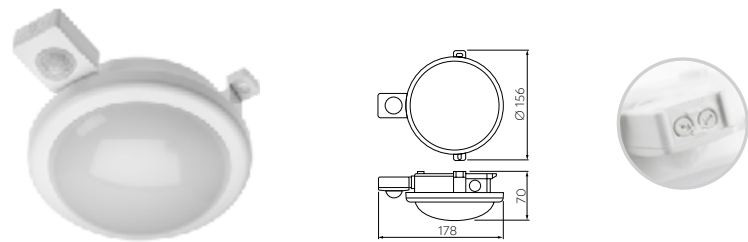
LD-TW110WOW-40	10 W	● 4000 K	750 lm	PC	czarny, black	300 g	5902801042058

▶ **OPRAWA KANAŁOWA LED Z CZUJNIKIEM RUCHU DELTA**

LED bulkhead fixture with motion sensor



WARRANTY PROTECTION IK09 MOTION SENSOR



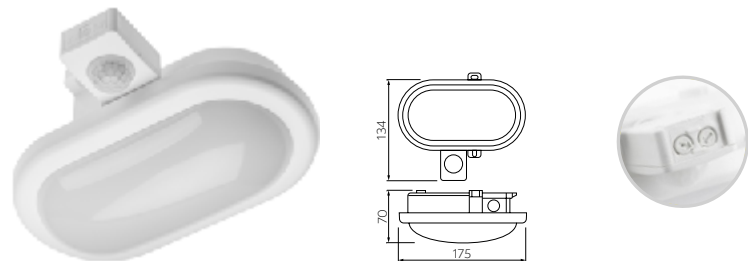
LD-DELOR6WC-NB	6 W	● 4000 K	400 lm	ABS / PC	biały, white	207 g	5901867191106

▶ **OPRAWA KANAŁOWA LED Z CZUJNIKIEM RUCHU DELTA**

LED bulkhead fixture with motion sensor



WARRANTY PROTECTION IK09 MOTION SENSOR



LD-DELOW6WC-NB	6 W	● 4000 K	400 lm	ABS / PC	biały, white	207 g	5901867191113

▶ **OPRAWA KANAŁOWA IBIZA**

Bulkhead fixture



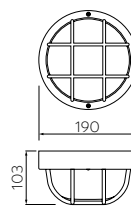
WARRANTY E27



OS-IBBL060-00	korpus ABS; klosz szkło, body: ABS, lens: glass	biały, white	720 g	5908231338464

▶ **OPRAWA KANAŁOWA IBIZA**

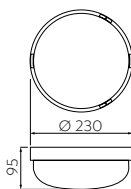
Bulkhead fixture



OS-IBKR060-00	korpus: ABS; klosz: szkło, body: ABS, lens: glass	biały, white	710 g	5908231338457

▶ **OPRAWA KANAŁOWA RINGO**

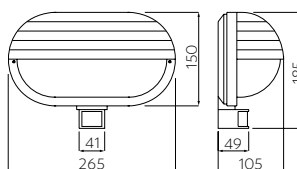
Bulkhead fixture



OS-RINGO1-00	korpus: ABS; klosz: szkło hartowane body: ABS, lens: tempered glass	biały, white	900 g	5901867122896

▶ **OPRAWA KANAŁOWA Z CZUJNIKIEM RUCHU KACROO**

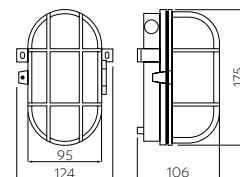
Bulkhead fixture with motion sensor



OS-KACROO-00	ABS + PC	biały, white,	580 g	5908231302151

▶ **OPRAWA KANAŁOWA SANGUESA - KAY**

Bulkhead fixture



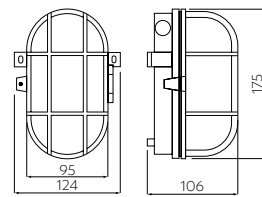
OS-KAY060-00	korpus: ABS; klosz: szkło,	biały, white,	560 g	5908231302137
OS-KAY060-10	body: ABS, lens: glass	czarny, black,		5908231302144

OPRAWA KANAŁOWA **SANGUESA - KAM**

Bulkhead fixture



WARRANTY PROTECTION E27



OS-KAM060-00	korpus: ABS; klosz: szkło, body: ABS, Lens: glass	biały, white,	500 g	5908231394620
OS-KAM060-10		czarny, black		

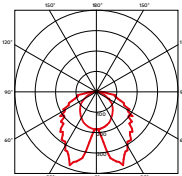
ewakuacyjne i awaryjne / evacuation and emergency

OPRAWA AWARYJNA LED **SAHER DUO**

Emergency LED light fixture



WARRANTY PROTECTION



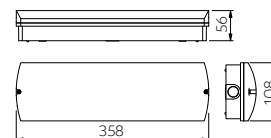
LD-SAHER1-DUO	3 W	1 h	6400 K	300 lm	PC	biały, white	805 g	5901867198280
LD-SAHER3-DUO		3 h						5901867198273

OPRAWA AWARYJNA LED **TERNO**

Combined LED emergency fixture



WARRANTY PROTECTION TEST BUTTON



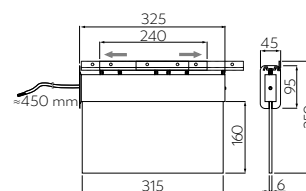
LD-TERNO1-00	3 W	1 h	6400 K	250 lm	PC	biały, white	600 g	5902801283338
LD-TERNO3-00		3 h						5902801284786

OPRAWA AWARYJNA LED **SALED**

Combined LED emergency fixture



WARRANTY



OA-SALED1-08	3 W	1 h	6400 K	aluminium, aluminium	chrom, chrome	910 g	5908231370440
OA-SALED3-08		3 h					5908231301956



GALI

Oprawa uliczno-parkowa
Street and park lamp



Jakość potwierdzona
certyfikatem ENEC.

Quality certified by
ENEC.



możliwość
dostosowania kąta
padania światła

adjustable light
angle



wysoka efektywność
światlna na poziomie
165 lm/W

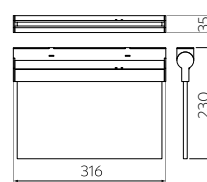
high luminous
efficiency

OPRAWA AWARYJNA LED **CORSO**

Combined LED emergency fixture



WARRANTY TEST BUTTON



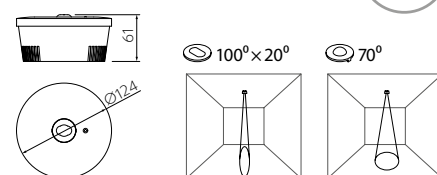
LD-CORSO1-00	3 W	1 h	6400 K	PC	biały, white	960 g	5902801284649
LD-CORSO3-00		3 h					5902801284908

OPRAWA AWARYJNA LED **OGLA**

Emergency fixture LED



WARRANTY TEST BUTTON SURFACE/FLUSH MOUNTING



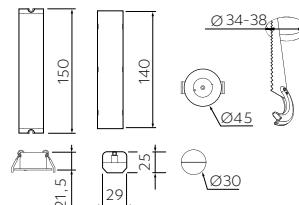
LD-OGLA3W-00	3 W	3 h	6400 K	200 lm	PC	biały, white,	335 g	5902801284755
LD-OGLA3W-10						czarny, black,		5902801326110

OPRAWA AWARYJNA LED **OMAHA-3**

Emergency fixture LED



WARRANTY TEST BUTTON



LD-OMAH33-00	3 W	3 h	6400 K	300 lm	PC + aluminium, PC + aluminium	biały, white	350 g	5902801240522
--------------	-----	-----	--------	--------	--------------------------------	--------------	-------	---------------

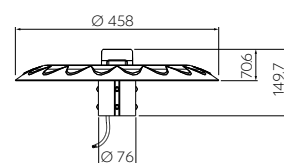
uliczno-parkowe / streets and parks

LAMPA ULICZNO-PARKOWA LED **ORLANDO**

Park and street lamp



WARRANTY IK10



NEW

LD-ORL100W-40	100 W		4000 K	10000 lm	aluminium	szary/grey	2800 g	5902801482915
LD-ORL50W-40	50 W			5000 lm			2 600 g	5902801608681

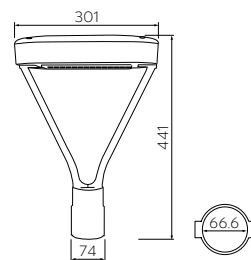
LAMPA ULICZNO-PARKOWA GALI

NEW

Park and street lamp



WARRANTY 165 lm/W



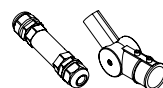
LD-GALI50W-40	50 W	4000 K	165 lm/W	aluminium	szary/ grey	3100 g	5902801523922
---------------	------	--------	----------	-----------	-------------	--------	---------------

LAMPA ULICZNO-PARKOWA LED PARKER III

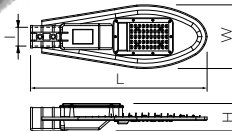
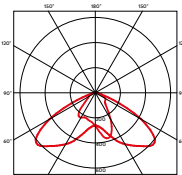
Street and park LED lamp



WARRANTY HEAT PROTECT



Akcesoria, Accessories
WZL-2
SA1, SA2



	L	W	H	I
LD-PARK3L30W-40	470	170	75	ø50
LD-PARK3L50W-40	470	170	75	ø50
LD-PARK3L80W-40	580	210	80	ø65

*mm



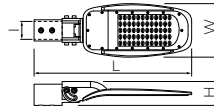
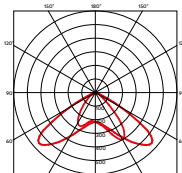
LD-PARK3L30W-40	30 W		3000 lm	aluminium, aluminium,	PF > 0,9	1050 g	5902801382444
LD-PARK3L50W-40	50 W	4000 K	5000 lm			2400 g	5902801377181
LD-PARK3L80W-40	80 W		8000 lm				5902801378379

LAMPA ULICZNO-PARKOWA LED INDIANA

Street and park LED lamp



WARRANTY 130 lm/W IK10



	L	W	H	I
LD-IND60W-40	525	180	80	ø60
LD-IND100W-40	580	220	80	ø60
LD-IND150W-40	635	250	80	ø60

*mm



LD-IND60W-40	60 W		7800 lm	aluminium, aluminium			5902801318351
LD-IND100W-40	100 W	4000 K	13000 lm				5902801324185
LD-IND150W-40	150 W		19500 lm				5902801318467

LAMPA ULICZNO-PARKOWA DANI

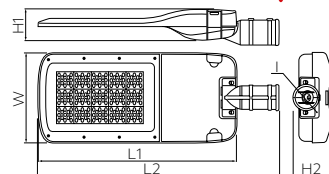
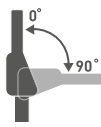
Street and park LED lamp



WARRANTY 150 lm/W



NEW



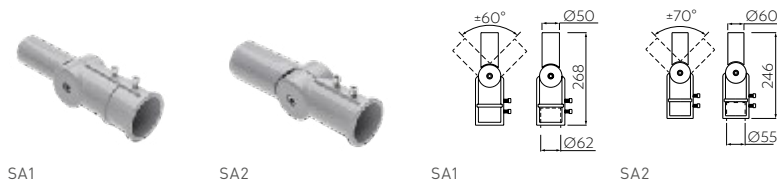
	L1	L2	W	H1	H2	I
LD-DANI50W-40-D	410	535	210	91	108	ø63
LD-DANI100W-40-D	470	605	265	91	108	ø63
LD-DANI150W-40-D	580	710	265	91	108	ø63

*mm

LD-DANI50W-40-D	50 W		7500 lm	aluminium, szkło			5902801655722
LD-DANI100W-40-D	100 W	4000 K	15000 lm	aluminium, glass			5902801655784
LD-DANI150W-40-D	150 W		22500 lm				5902801655838

▶ ADAPTER DO OPRAW ULICZNO-PARKOWYCH

Adapter for street fixtures




SA1	680 g	5901867190840
SA2	550 g	5901867190864

hermetyczne T8 LED / hermetic T8 LED

▶ OPRAWA HERMETYCZNA DO ŹRÓDEŁ ŚWIATŁA LED T8

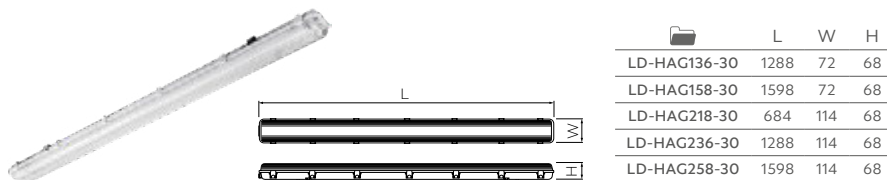
Fixture for LED light sources, T8



LD-HR2X18W12-30	4000 K	2 x 1800 lm	szary, grey,	ABS + PS	1300 g	5902801233913
-----------------	--------	-------------	--------------	----------	--------	---------------

▶ OPRAWA HERMETYCZNA DO ŹRÓDEŁ ŚWIATŁA LED T8 **HAGEN**

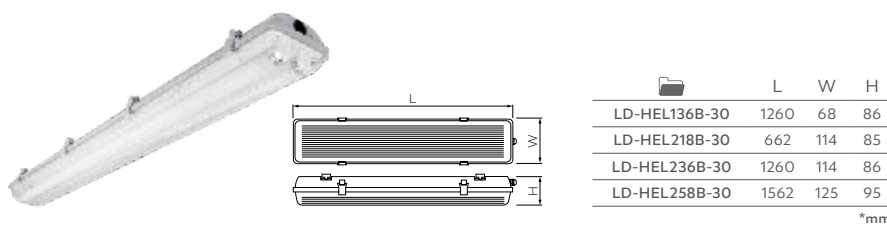
Fixture for LED light sources, T8



LD-HAG136-30	PC / PC	biała, white,	520 g	5901867194060
LD-HAG158-30			900 g	5902801009877
LD-HAG218-30			1000 g	5901867194053
LD-HAG236-30			900 g	5901867154606
LD-HAG258-30			1000 g	5901867166395

▶ OPRAWA HERMETYCZNA DO ŹRÓDEŁ ŚWIATŁA LED T8 **HELIOS BIS**

Fixture for LED light sources, T8



LD-HEL136B-30	ABS + PS	szary, grey	1500 g	5901867163325
LD-HEL218B-30			1500 g	5901867163301
LD-HEL236B-30			1800 g	5901867163349
LD-HEL258B-30			2500 g	5901867163363

▶ ZAPINKA METALOWA DO OPRAW HAGEN / HELIOS BIS, BOCZNA
Metal clamp for HAGEN / HELIOS BIS fixtures, side



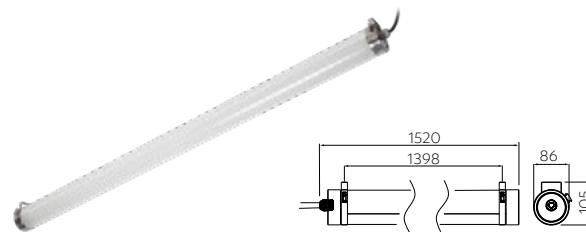
LD-HAG236KL-ME	metal, metal,	5901867189264
LD-HEL236BU-ME		5901867195548
LD-HEL258BU-ME		5902801026737

	LD-HAG136-30	LD-HAG158-30	LD-HAG218-30	LD-HAG236-30	LD-HAG258-30	LD-HEL136B-30	LD-HEL218B-30	LD-HEL236B-30	LD-HEL258B-30
LD-HAG236KL-ME	12	14	8	12	14	-	-	-	-
LD-HEL236BU-ME	-	-	-	-	-	10	6	10	-
LD-HEL258BU-ME	-	-	-	-	-	-	-	-	12

hermetyczne zintegrowane LED / hermetic integrated LED

▶ OPRAWA LED HERMETYCZNA **FARM**
Hermetic LED fixture

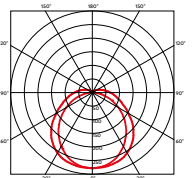
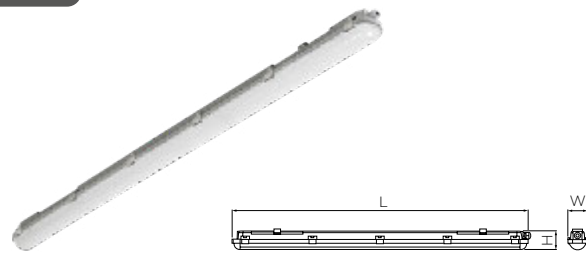
WARRANTY
 150 lm/W
 WORKING TEMPERATURE: +45°C / -20°C
 CHEMICAL RESISTANT
 220-240 V 50-60 Hz
 IP65
 IK08
 PF > 0,9
 20°C / +45°C
 CRI ≥ 80
 120°
 60 000h
 ON/OFF x10000h
 1,2m



LD-FAR150-50W-40	50 W	4000 K	7500 lm	PMMA	biały/ white	480 g	5902801475672
------------------	------	--------	---------	------	--------------	-------	---------------

▶ OPRAWA LED HERMETYCZNA **REXION**
Hermetic LED fixture

WARRANTY
 PROTECTION
 140 lm/W
 THROUGH-LINE MAX LN
 220-240 V 50-60 Hz
 IK10
 PF > 0,9
 CRI ≥ 80
 120°
 60 000h
 ON/OFF x10000h
 20°C / -35°C



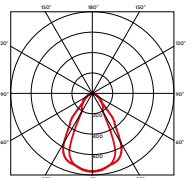
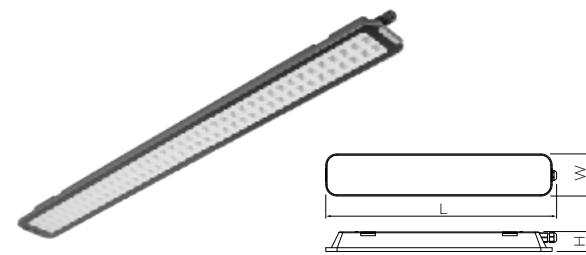
	L	W	H
LD-REX20W-NW	665	76	72
LD-REX40W-NW	1165	76	72
LD-REX60W-NW	1465	76	72

*mm

LD-REX20W-NW	20 W	max 20	2800 lm	4000 K	PC/PC	biały, white	750 g	5902801429613
LD-REX40W-NW	40 W	max 10	5600 lm				1350 g	5902801429644
LD-REX60W-NW	60 W	max 7	8400 lm				1650 g	5902801443206

▶ OPRAWA LED HERMETYCZNA **LUNAR**
Hermetic LED fixture

WARRANTY
 PROTECTION
 POLICARBON TEMPERED GLASS
 THROUGH-LINE MAX LN
 220-240 V 50-60 Hz
 IK09
 PF > 0,9
 CRI ≥ 80
 60°
 60 000h
 ON/OFF x10000h
 25°C / -35°C



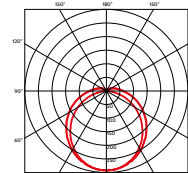
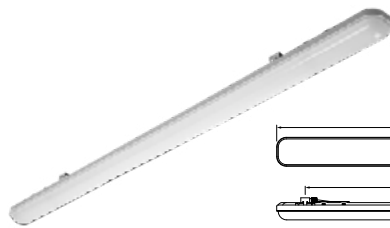
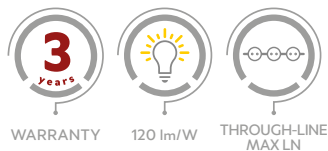
	L	W	H
LD-LUNAR60-40	620	118	53
LD-LUNAR120-80	1160	118	53

*mm

LD-LUNAR60-40	40 W	max 20	4000 lm	4000 K	PC GLASS	szary, grey	1400 g	5902801297571
LD-LUNAR120-80	80 W	max 10	8000 lm				2400 g	5902801297625

▶ OPRAWA LED HERMETYCZNA **XARO**

Hermetic LED fixture



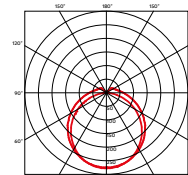
	L	W	H	X
LD-XARO18W-30	600	70	60	435-480
LD-XARO36W-30	1200	70	83	700-780
LD-XARO48W-30	1500	80	83	990-1050

*mm

	W	LN	Color	lm	Material	Weight	Barcode
LD-XARO18W-30	18 W	max 16		2200 lm		1000 g	5902801234019
LD-XARO36W-30	36 W	max 12	● 4000 K	4400 lm	PC	1300 g	5902801233906
LD-XARO48W-30	48 W	max 8		5800 lm		1800 g	5902801234248

▶ OPRAWA LED HERMETYCZNA **OMNIA BIS**

Hermetic LED fixture



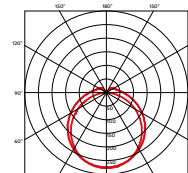
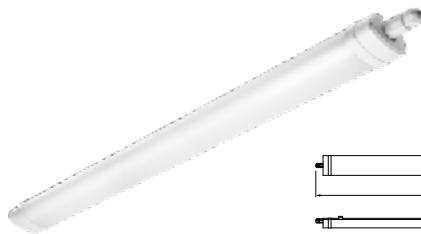
	L	W	H
LD-OMN060-30B	640	85	50
LD-OMN120-60B	1240	85	50
LD-OMN150-70B	1540	85	50

*mm

	W	LN	Color	lm	Material	Weight	Barcode
LD-OMN060-30B	30 W			3000 lm		400 g	5902801038587
LD-OMN120-60B	60 W		● 4000 K	6000 lm	PC	670 g	5902801038693
LD-OMN150-70B	70 W			7000 lm		750 g	5902801038686

▶ OPRAWA LED HERMETYCZNA **BRAGA**

Hermetic LED fixture



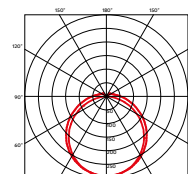
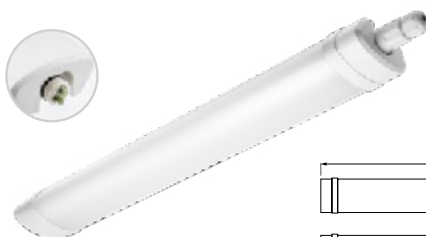
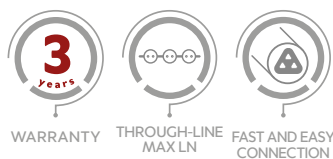
	L	W	H
LD-BRA060-30B	640	85	50
LD-BRA120-60B	1240	85	50
LD-BRA150-70B	1540	85	50

*mm

	W	LN	Color	lm	Material	Weight	Barcode
LD-BRA060-30B	30 W	10		3000 lm		400 g	5902801448164
LD-BRA120-60B	60 W	11	● 4000 K	6000 lm	PC	670 g	5902801448294
LD-BRA150-70B	70 W	10		7000 lm		750 g	5902801448218

▶ OPRAWA LED HERMETYCZNA **OMNIA MAX BIS**

Hermetic LED fixture



	L	W	H
LD-OMN120B-75M	1240	120	54
LD-OMN150B-90M	1540	120	54

*mm

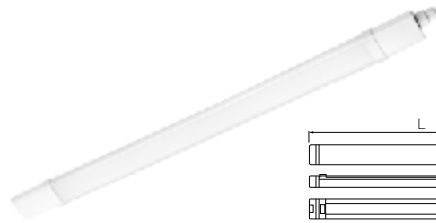
	W	LN	Color	lm	Material	Weight	Barcode
LD-OMN120B-75M	75 W	max 16		7500 lm		820 g	5902801233975
LD-OMN150B-90M	90 W	max 13	● 4000 K	9000 lm	PC	980 g	5902801233999



Oprawa LED hermetyczna **LUNAR**
Hermetic LED fixture

OPRAWA LED HERMETYCZNA **MORIS**

Hermetic LED fixture




	L	W	H
LD-MOR18W06-NB	630	58	35
LD-MOR36W12-NB	1230	58	35
LD-MOR45W15-NB	1530	58	35

*mm

	W	lm	Color	Material	Temp	Weight	Barcode
LD-MOR18W06-NB	18 W	2160 lm	● 4000 K	PC	biały, white	>0,5	5902801404016
LD-MOR36W12-NB	36 W	4320 lm				>0,9	5902801403989
LD-MOR45W15-NB	45 W	5400 lm				400 g	5902801404146

OPRAWA LED HERMETYCZNA **LUMIA II**

Hermetic LED fixture



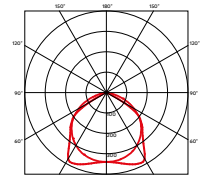

	L	W	H
LD-LUM60-20W-40	670	52	48
LD-LUM120-36W-40	1270	52	48
LD-LUM150-50W-40	1570	52	48

*mm

	W	LN	lm	Color	Material	Weight	Barcode
LD-LUM60-20W-40	20 W	30	2600 lm	● 4000 K	PC+PC	580 g	5902801475801
LD-LUM120-36W-40	36 W	15	5200 lm			870 g	5902801475863
LD-LUM150-50W-40	50 W	10	6500 lm			1570 g	5902801475887

OPRAWA LED HERMETYCZNA **HEROS**

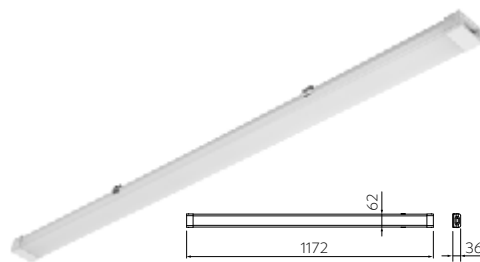
Hermetic LED fixture



	W	LN	lm	Material	Color	Weight	Barcode
LD-HER60W12-NB	60 W	20	8400 lm	aluminium + szkło hartowane, aluminium + tempered glass	biały, white	4200 g	5902801274404

OPRAWA LED HERMETYCZNA **ONTARIO**

Hermetic LED fixture



Aksesoria/ Accessories

- LD-ONTPWR-00
- LD-ONTMCI-00
- LD-ONTEND-00

	Weight	Barcode
LD-ONTEND-00	20 g	5902801247453
LD-ONTMCI-00	30 g	5902801245060
LD-ONTPWR-00	60 g	5902801245022

	W	LN	lm	Material	Color	Weight	Barcode
LD-ONT120N-36	36 W	max 4	3600 lm	PC	biały, white	470 g	5902801421464

OPRAWA LED HERMETYCZNA **FALCON**

NEW

Hermetic LED fixture





 WARRANTY PROTECTION 180 lm/W ADJUSTABLE

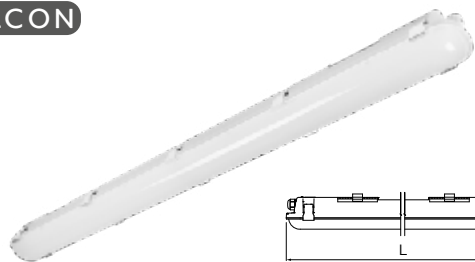












Folder	L
LD-FAL60-20W-40	600
LD-FAL120-40W-40	1197
LD-FAL150-60W-40	1497

Folder	W	Color	Beam	Material	Color	Barcode
LD-FAL60-20W-40	20 W	● 4000 K	3600 lm	PC	biały, white	5902801608216
LD-FAL120-40W-40	40 W		7200 lm			5902801608247
LD-FAL150-60W-40	60 W		10800 lm			5902801608261

OPRAWA LED HERMETYCZNA **BROX**

NEW

Hermetic LED fixture





 WARRANTY PROTECTION 150 lm/W ADJUSTABLE

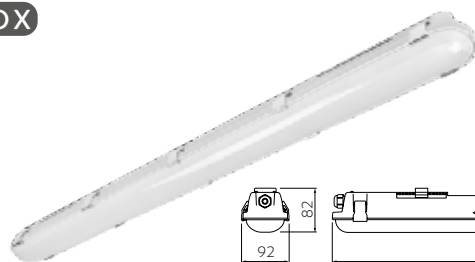












Folder	L
LD-BRO060-18W-40	580
LD-BRO120-38W-40	1190
LD-BRO150-57W-40	1490

Folder	W	Color	Beam	PF	Material	Color	Barcode
LD-BRO060-18W-40	18 W	● 4000 K	2700 lm	>0,5	PC	biały, white	5902801608315
LD-BRO120-38W-40	38 W		5700 lm	>0,9			5902801608353
LD-BRO150-57W-40	57 W		8500 lm				5902801608377

OŚWIETLENIE DO BIURA I DOMU

OFFICE AND HOME LIGHTING

PANELE, BACKLIGHTY I AKCESORIA 92
PANELS, BACKLIGHTS AND ACCESSORIES

LAMPY WISZĄCE 104
HANGING LAMPS

SUFITOWE NATYNKOWE 105
SURFACE-MOUNTED CEILING

SUFITOWE WPUSZCZANE 124
RECESSED CEILING

KINKIETY 141
SCONCES

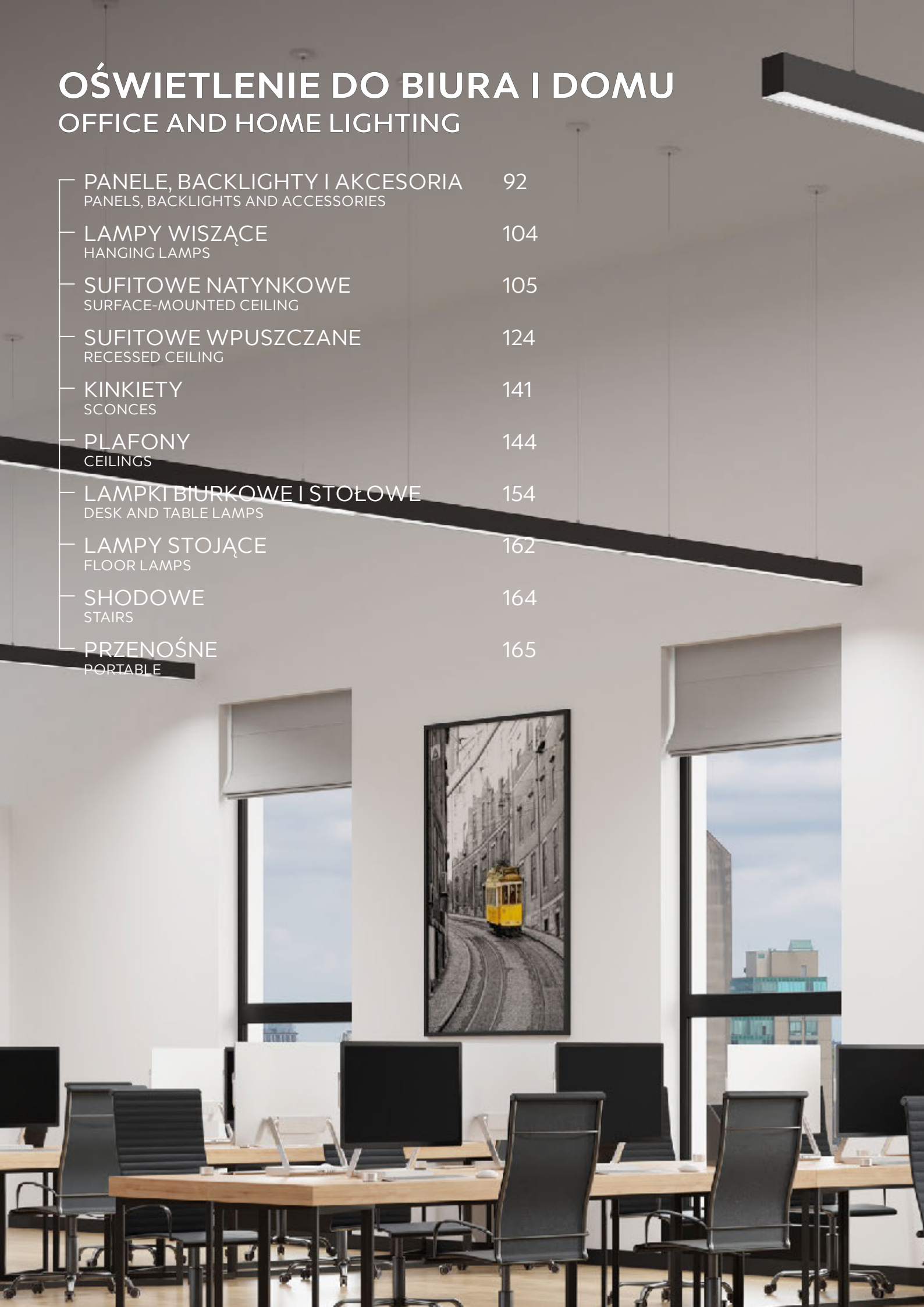
PLAFONY 144
CEILINGS

LAMPKI BIURKOWE I STOŁOWE 154
DESK AND TABLE LAMPS

LAMPY STOJĄCE 162
FLOOR LAMPS

SHODOWE 164
STAIRS

PRZENOŚNE 165
PORTABLE





MODULAR

Oprawa LED
LED fitting



WARRANTY



BACKPLATE



UGR 19



160 lm/w

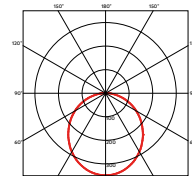
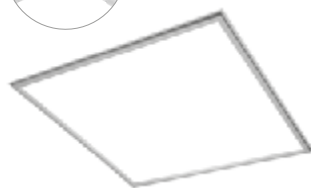



▶ **RAMKA LED AKORDITA**

LED frame



WARRANTY INSIDE



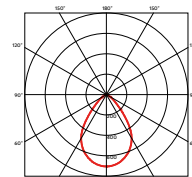
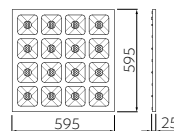
LD-AKO4060-NB	40 W	4000 K	3600 lm	aluminium, aluminium	biały, white	500 g	5902801039966

▶ **OPRAWA LED SOLID**

LED fitting



WARRANTY UGR<16 133 lm/W INSIDE



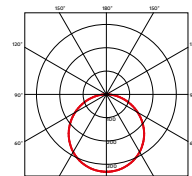
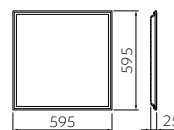
LD-SOL36W40-NB	36 W	4000 K	4800 lm	biały, white	2850 g	5902801393372	

▶ **OPRAWA LED MODULAR**

LED fitting



WARRANTY ON REQUEST BACKPLATE INSIDE



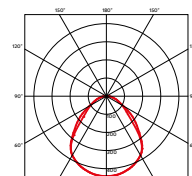
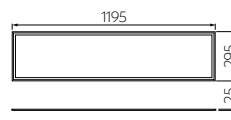
LD-MOD4060-CB	40 W	3000 K	4800 lm	aluminium, aluminium	biały, white,	1800 g	5902801413254
LD-MOD4060-NB		4000 K					5902801372698
LD-MOD2860-NB		4000 K	4500 lm				5902801412738

▶ **OPRAWA LED MODULAR**

LED fitting

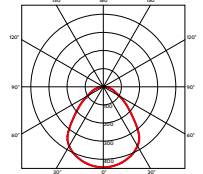
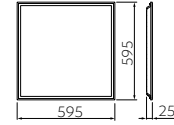
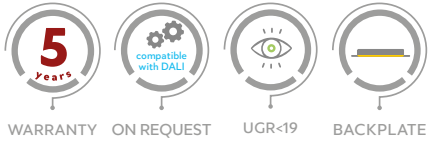


WARRANTY ON REQUEST BACKPLATE INSIDE



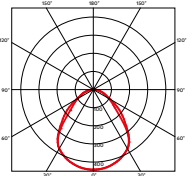
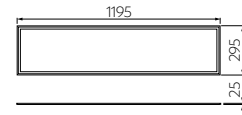
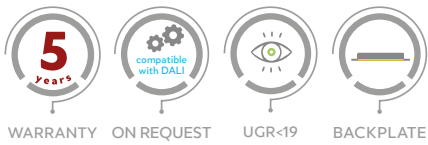
LD-MOD12030-CB	40 W	3000 K	4800 lm	aluminium, aluminium	biały, white,	1800 g	5902801413452
LD-MOD12030-NB		4000 K					5902801468865

OPRAWA LED **MODULAR UGR**
LED fitting



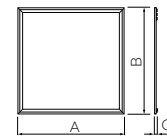
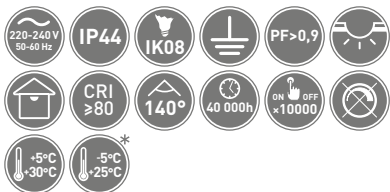
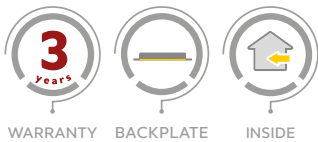
LD-MOD4060UGR-NB	40 W	4000 K	4200 lm	aluminium, aluminium	biały, white	1800 g	5902801372872

OPRAWA LED **MODULAR UGR**
LED fitting



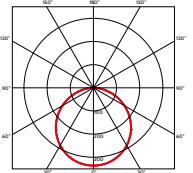
LD-MOD12030UGR-NB	40 W	4000 K	4200 lm	aluminium, aluminium	biały, white	1800 g	5902801372636

OPRAWA LED **ARGO**
LED fitting



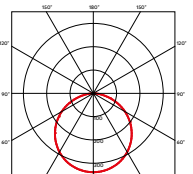
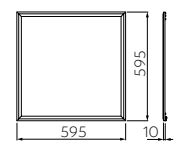
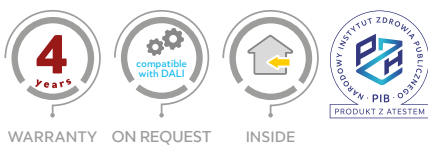
	A	B	C
LD-ARG30W60-NB	445	445	26
LD-ARG40W60-NB	595	595	
LD-ARG55W60-NB*	595	595	

*mm



LD-ARG30W60-NB	30 W	4000 K	3000 lm	metal + tworzywo, metal + plastic	biały, white	1500 g	5902801312359
LD-ARG40W60-NB	40 W		4000 lm			2000 g	5902801345449
LD-ARG55W60-NB*	55 W		5500 lm			2000 g	5902801345456

PANEL LED **GALAXY**
LED Panel





LD-GL40060-NB	40 W	4000 K	4400 lm	aluminium, aluminium	biały, white,	2700 g	5901867195180

▶ **PANEL LED GALAXY**

LED Panel



WARRANTY ON REQUEST INSIDE







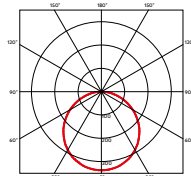
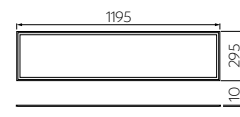




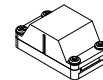













Akcesoria, Accessories,



LZ-KOI2KO-10

							
LD-GL40120-NB	40 W	4000 K	4400 lm	aluminium, aluminium	biały, white,	2700 g	5901867195357

▶ **PANEL LED GALAXY UGR**

LED Panel






WARRANTY UGR<16 ON REQUEST







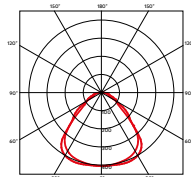
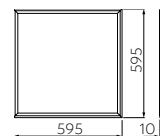




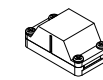








Akcesoria, Accessories



LZ-KOI2KO-10

							
LD-GL40060UGR-NB	40 W	4000 K	4400 lm	aluminium, aluminium	biały, white,	2700 g	5901867195456

▶ **PANEL LED MASTER**

LED Panel





WARRANTY ON REQUEST INSIDE







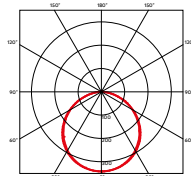
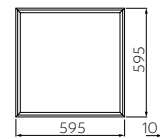




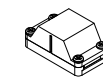








Akcesoria, Accessories



LZ-KOI2KO-10

							
LD-MA40060-NB	40 W	4000 K	4200 lm	aluminium, aluminium	biały, white	1820 g	5902801292132

▶ **PANEL LED MASTER**

LED Panel





WARRANTY ON REQUEST INSIDE







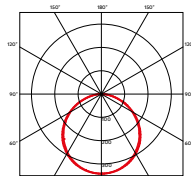
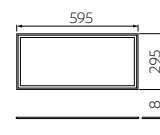




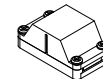








Akcesoria, Accessories



LZ-KOI2KO-10

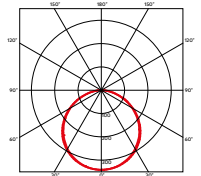
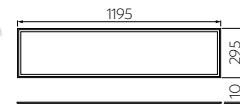
							
LD-MA24063-NB	24 W	4000 K	2400 lm	aluminium, aluminium	biały, white	1300 g	5902801372568

▶ **PANEL LED MASTER**

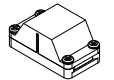
LED Panel



WARRANTY ON REQUEST INSIDE



Akcesoria,
Accessories



LZ-KOI2KO-10

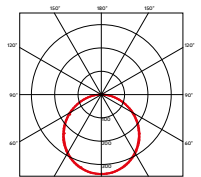
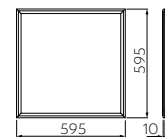
LD-MA40312-NB	40 W	4000 K	4200 lm	aluminium, aluminium	biały, white	1860 g	5902801292156

▶ **PANEL LED KING+**

LED Panel



WARRANTY ON REQUEST INSIDE



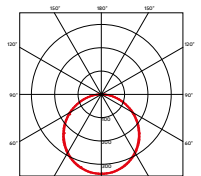
LD-KNG45060-NB	45 W	4000 K	4500 lm	aluminium, aluminium	biały, white	2780 g	5902801270307

▶ **PANEL LED KING+**

LED Panel



WARRANTY ON REQUEST INSIDE



LD-KNG45312-NB	45 W	4000 K	4500 lm	aluminium, aluminium	biały, white	2680 g	5902801270567

▶ **ZESTAW LINEK DO PODWIESZANIA PANELI**





Set of cables for a panel suspension



LK-PANELX4-00	metal, metal,	1,5 m	4	5902801270307





▶ ZESTAW DO PODTYNKOWEGO MONTAŻU PANELI
Set of the built-in panel mount



			
ZM-PANELSC-00	metal, metal,	4	5901867158079





▶ ZESTAW DO MONTAŻU NAŚCIENNEGO
Set for wall mount



			
ZM-PANELSU-00	metal, metal	4	5901867158055





▶ ZESTAW DO PODTYNKOWEGO MONTAŻU PANELI BACKPLATE
Set of the built-in backplate panel mount



			
ZM-PANELSC4-BK-00	metal, metal	4	5902801413827

▶ ZESTAW DO MONTAŻU ZWIESZANEGO
Suspended mounting kit



			
ZM-HOOK4-BK-00	metal, metal	4	5902801413834

▶ RAMA DO MONTAŻU NATYNKOWEGO PANELI
Surface mounted panel frames

Panel LED LED panels	RAMKI Frames	GT-RM60X60-00 60x60x4,3 cm	GT-RM30X60-00 30x60x4,3 cm	GT-RM30X120-00 30x120x4,3 cm	GT-RMBK60X60-00 60x60x6,5 cm	GT-RMBK120X30-00 120x30x6,5 cm	GT-RM45X45-00 45x45x4,3 cm
LD-ARG30W60-NB							•
LD-ARG40W60-NB					•		
LD-ARG55W60-NB					•		
LD-KNG45060-NB		•			•		
LD-KNG45312-NB				•		•	
LD-MA24063-NB			•				
LD-MA40060-NB		•			•		
LD-MA40312-NB				•		•	
LD-GL40060UGR-NB		•			•		
LD-GL40060-NB		•			•		
LD-GL40120-NB				•		•	
LD-MOD4060UGR-NB					•		
LD-MOD12030UGR-NB						•	
LD-MOD4060-NB					•		
LD-MOD12030-NB						•	
LD-MOD4060-CB					•		
LD-MOD12030-CB						•	
LD-MOD2860-NB					•		
LD-SOL36W40-NB					•		
GT-BPZ40W606-40		•			•		
GT-BPZ40W123-40				•		•	
GT-BP40W606-40-8					•		



OPRAWA LED **VINEA**
LED fitting

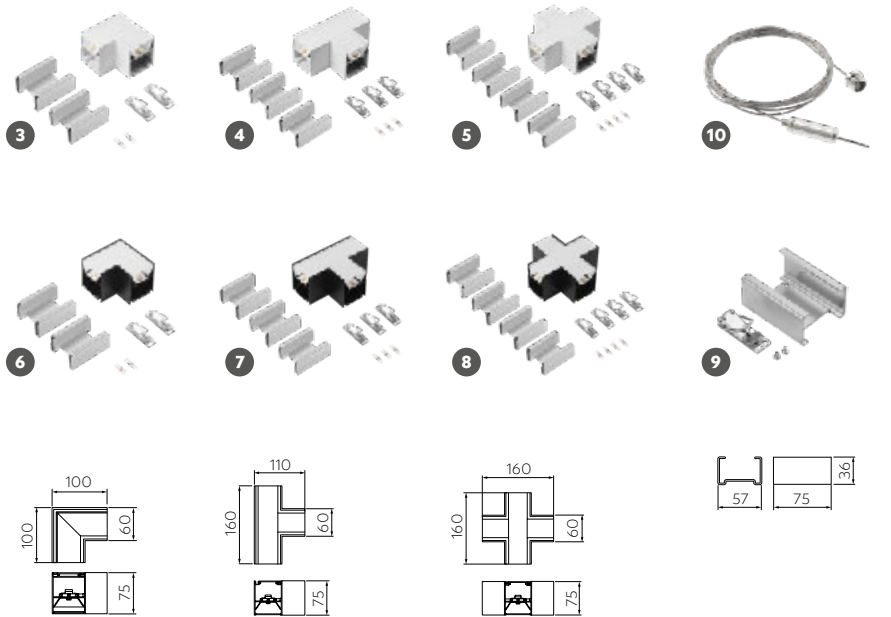

NEW



WARRANTY ADJUSTABLE

Możliwość dowolnego łączenia opraw za pomocą łączników X, T, L.

Possibility of any luminaires combination with X, T, L connectors.



1	LD-VINEA40W-00	power adj. 40-30 W	4000 K	4800 lm	biały	aluminium, aluminum	2180 g	5902801463594
2	LD-VINEA40W-10				czarny			5902801463617
3	LD-VINEA-L-00			500 lm			520 g	5902801464546
4	LD-VINEA-T-00			600 lm	biały		660 g	5902801464195
5	LD-VINEA-PLUS-00			700 lm			950 g	5902801464607
6	LD-VINEA-L-10			500 lm			520 g	5902801464560
7	LD-VINEA-T-10			600 lm	czarny		660 g	5902801464218
8	LD-VINEA-PLUS-10			700 lm			950 g	5902801464621
9	LK-VINEA-CONN			-			180 g	5902801464645
10	LK-VINEA-SET*			-			80 g	5902801464669



VINEA



możliwość łączenia opraw
za pomocą łączników X, T, L
possibility of combination
with X, T, L connectors



połączenia klamrowe
ułatwiające montaż
buckle connections
for easy installation



możliwość zmiany mocy
power adjustment

VINEA

Nowoczesna oprawa liniowa
Modern pendant luminaire

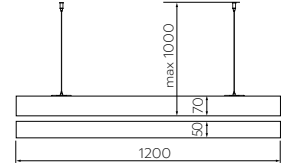
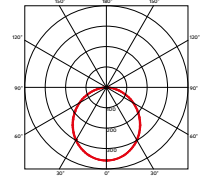
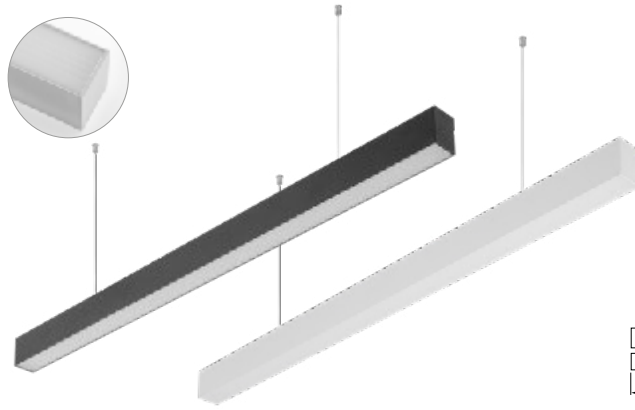



Obejrzyj video
Watch the video

▶ **OPRAWA ZWIESZANA LED LUNA**
LED suspended luminaire



WARRANTY

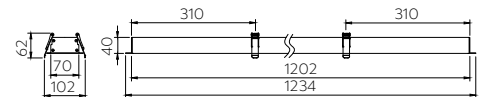


LD-LUN40WNB-10-A	40 W	4000 K	3200 lm	biały, white	aluminium + PC, aluminium + PC	1450 g	5902801245916
LD-LUN40WNB-00-A				czarny, black			5902801245961

▶ **RAMA DO MONTAŻU WPUSZCZANEGO LUNA**
Frame for recessed mounting



WARRANTY

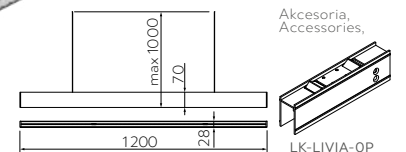
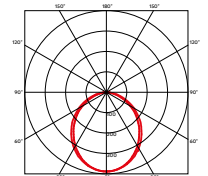
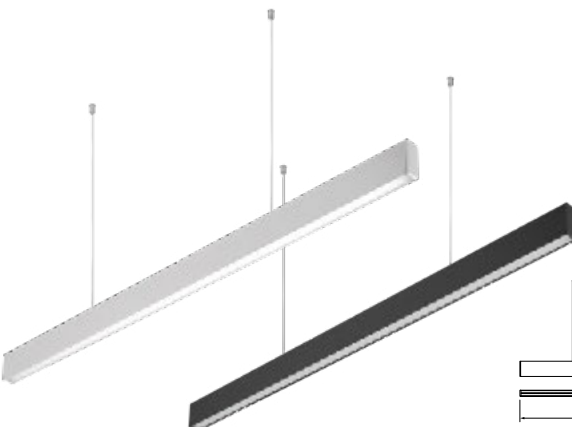


RM-LUNA120-10	-	-	-	biały, white	aluminium, aluminium	850 g	5902801332258
RM-LUNA120-00	-	-	-	czarny, black			5902801332487

▶ **OPRAWA ZWIESZANA LED LIVIA**
LED suspended luminaire

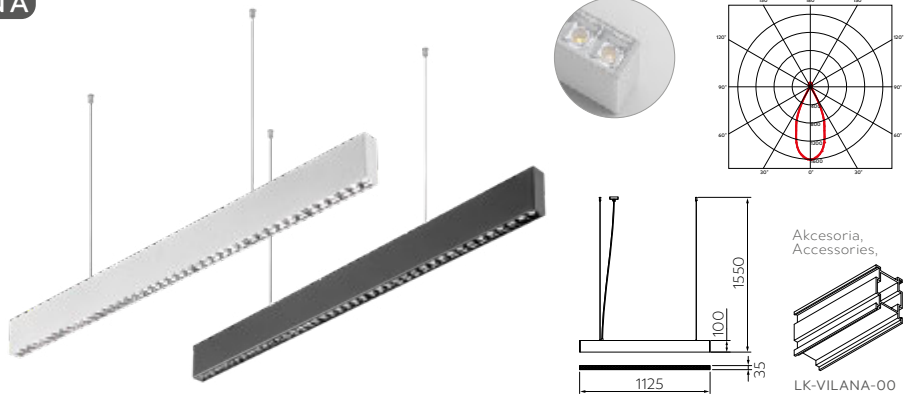
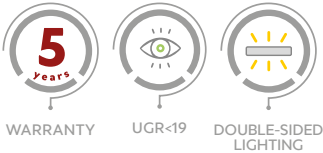


WARRANTY




LD-LIV40WNB-10	40 W	4000 K	3600 lm	biały, white	aluminium, aluminium	1300 g	5902801245893
LD-LIV40WNB-00				czarny, black			5902801243899
LK-LIVIA-OP	-	-	-	aluminium, aluminium		70 g	5902801377143

▶ **OPRAWA ZWIESZANA LED VILANA**
LED suspended luminaire



	Ⓜ	⦿	☀	🦋	📦	🏠	📊
LD-VIL42WUDB-NB	42 W	4000 K	3780 lm	biały, white	aluminium, aluminium	2100 g	5902801237515
LD-VIL42WUDC-NB				czarny, black			5902801237546
LK-VILANA-00	-	-	-	aluminium, aluminium		170 g	5902801285820

▶ **OPRAWA RASTROWA NATYNKOWA**
Surface mounted louvre fixture



	📦	📦	🦋	🏠	📊
OS-LE150NJ-01		blacha stalowa, steel sheet,	biały, white	3750 g	5908231307637

OPRAWA SUFITOWA LED **LAGOS II**

LED suspended luminaire



WARRANTY

GU10



220-240 V
50-60 Hz

IP20

⏚



OS-LAGD20W-10	max 20 W	biały, white	aluminium, aluminium	400 g	5902801396892
OS-LAGD20W-00		czarny, black			5902801396960

OPRAWA SUFITOWA LED **TRESOS II**

LED suspended luminaire



WARRANTY

GU10



220-240 V
50-60 Hz

IP20

⏚



OS-TRESD320W-10	max 3x20 W	czarny, black	aluminium, aluminium	1400 g	5902801397004
OS-TRESD320W-00		biały, white			5902801396946

OPRAWA SUFITOWA **SOLIS**

Ceiling fitting



WARRANTY

GU10



max. 250 V
50-60 Hz

IP20

⏚



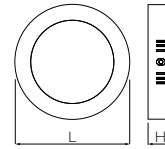
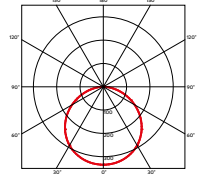
OS-SOL2-GU10-00	max 20 W	biały, white	aluminium, aluminium	350 g	5902801435454
OS-SOL2-GU10-10		czarny, black			5902801435492

OPRAWA LED DOWNLIGHT NATYMKOWA **ORIS PLUS**

Surface mounted LED downlight



WARRANTY PROTECTION



Akcesoria,
Accessories
LZ-KOI2KO-10
Do kupienia oddzielnie.
Optional to buy separately.

	L	H
LD-ORN07W-CBP	ø120	32
LD-ORN07W-NBP	ø120	32
LD-ORN13W-CBP	ø170	32
LD-ORN13W-NBP	ø170	32
LD-ORN19W-CBP	ø224	32
LD-ORN19W-NBP	ø224	32
LD-ORN24W-CBP	ø303	32
LD-ORN24W-NBP	ø303	32

*mm



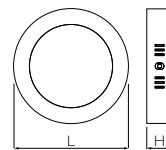
Folder	W	Color	lm	Material	Weight	Barcode
LD-ORN07W-CBP	7 W	● 3000 K	560 lm	aluminium, aluminium	340 g	5902801243080
LD-ORN07W-NBP		● 4000 K				5902801243271
LD-ORN13W-CBP	13 W	● 3000 K	1020 lm		490 g	5902801243486
LD-ORN13W-NBP		● 4000 K				5902801243028
LD-ORN19W-CBP	19 W	● 3000 K	1520 lm		610 g	5902801242779
LD-ORN19W-NBP		● 4000 K				5902801243523
LD-ORN24W-CBP	24 W	● 3000 K	2000 lm		1000 g	5902801243417
LD-ORN24W-NBP		● 4000 K				5902801243738

OPRAWA LED DOWNLIGHT NATYMKOWA **ORIS PLUS**

Surface mounted LED downlight



WARRANTY PROTECTION



Akcesoria,
Accessories
LZ-KOI2KO-10
Do kupienia oddzielnie.
Optional to buy separately.

	L	H
LD-ORN07W-CBP-10	ø120	32
LD-ORN07W-NBP-10	ø120	32
LD-ORN13W-CBP-10	ø170	32
LD-ORN13W-NBP-10	ø170	32
LD-ORN19W-CBP-10	ø224	32
LD-ORN19W-NBP-10	ø224	32
LD-ORN24W-CBP-10	ø303	32
LD-ORN24W-NBP-10	ø303	32

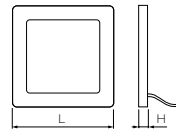

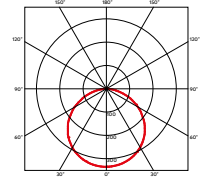
*mm



Folder	W	Color	lm	Material	Weight	Barcode
LD-ORN07W-CBP-10	7 W	● 3000 K	560 lm	aluminium, aluminium	340 g	5902801387920
LD-ORN07W-NBP-10		● 4000 K				5902801387814
LD-ORN13W-CBP-10	13 W	● 3000 K	1020 lm		490 g	5902801388019
LD-ORN13W-NBP-10		● 4000 K				5902801388279
LD-ORN19W-CBP-10	19 W	● 3000 K	1520 lm		610 g	5902801388248
LD-ORN19W-NBP-10		● 4000 K				5902801399725
LD-ORN24W-CBP-10	24 W	● 3000 K	2000 lm		1000 g	5902801388361
LD-ORN24W-NBP-10		● 4000 K				5902801388378

OPRAWA LED DOWNLIGHT NATYNKOWA **MATIS PLUS**

Surface mounted LED downlight



Akcesoria, Accessories
LZ-KOI2KO-10
Do kupienia oddzielnie.
Optional to buy separately.

	L	H
LD-MAN07W-CBP	120	32
LD-MAN07W-NBP		
LD-MAN13W-CBP	170	32
LD-MAN13W-NBP		
LD-MAN19W-CBP	223	32
LD-MAN19W-NBP		
LD-MAN24W-CBP	300	32
LD-MAN24W-NBP		

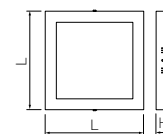
*mm



	W	Color	lm	Material	Weight	Barcode
LD-MAN07W-CBP	7 W	3000 K	560 lm	aluminium, aluminium	340 g	5902801244186
LD-MAN07W-NBP		4000 K				5902801244087
LD-MAN13W-CBP	13 W	3000 K	1020 lm		490 g	5902801244179
LD-MAN13W-NBP		4000 K				5902801244445
LD-MAN19W-CBP	19 W	3000 K	1520 lm		750 g	5902801244452
LD-MAN19W-NBP		4000 K				5902801244414
LD-MAN24W-CBP	24 W	3000 K	2000 lm		1300 g	5902801243776
LD-MAN24W-NBP		4000 K				5902801243332

OPRAWA LED DOWNLIGHT NATYNKOWA **MATIS PLUS**

Surface mounted LED downlight



Akcesoria, Accessories
LZ-KOI2KO-10
Do kupienia oddzielnie.
Optional to buy separately.

	L	H
LD-MAN07W-CBP-10	120	32
LD-MAN07W-NBP-10		
LD-MAN13W-CBP-10	170	32
LD-MAN13W-NBP-10		
LD-MAN19W-CBP-10	223	32
LD-MAN19W-NBP-10		
LD-MAN24W-CBP-10	300	32
LD-MAN24W-NBP-10		

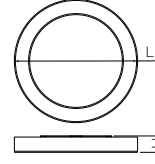
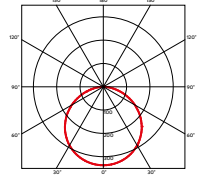
*mm



	W	Color	lm	Material	Weight	Barcode
LD-MAN07W-CBP-10	7 W	3000 K	560 lm	aluminium, aluminium	340 g	5902801326752
LD-MAN07W-NBP-10		4000 K				5902801327162
LD-MAN13W-CBP-10	13 W	3000 K	1020 lm		490 g	5902801327063
LD-MAN13W-NBP-10		4000 K				5902801333354
LD-MAN19W-CBP-10	19 W	3000 K	1520 lm		750 g	5902801326714
LD-MAN19W-NBP-10		4000 K				5902801366949
LD-MAN24W-CBP-10	24 W	3000 K	2000 lm		1300 g	5902801327285
LD-MAN24W-NBP-10		4000 K				5902801327346

▶ OPRAWA LED DOWNLIGHT NATYMKOWA **LOUIS**

Surface mounted LED downlight



	L	H
LD-LSNO06W-NB	ø120	28
LD-LSNO12W-NB	ø170	28
LD-LSNO24W-NB	ø225	28

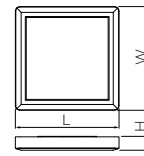
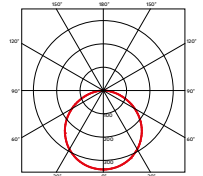
*mm



	W	Color	lm	Material	Weight	Barcode
LD-LSNO06W-NB	6 W	● 4000 K	480 lm	aluminium, aluminium	98 g	5902801226366
LD-LSNO12W-NB	12 W		960 lm		155 g	5902801226090
LD-LSNO24W-NB	24 W		1920 lm		274 g	5902801225819

▶ OPRAWA LED DOWNLIGHT NATYMKOWA **LOUIS**

Surface mounted LED downlight



	L	W	H
LD-LSNK06W-NB	120	120	28
LD-LSNK12W-NB	170	170	28
LD-LSNK24W-NB	225	225	28

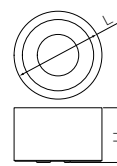
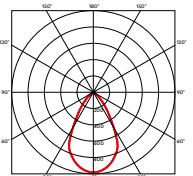
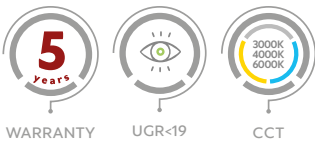
*mm



	W	Color	lm	Material	Weight	Barcode
LD-LSNK06W-NB	6 W	● 4000 K	480 lm	aluminium, aluminium	98 g	5902801226229
LD-LSNK12W-NB	12 W		960 lm		155 g	5902801226076
LD-LSNK24W-NB	24 W		1920 lm		274 g	5902801226533

▶ OPRAWA LED DOWNLIGHT NATYMKOWA **KARIS**

Surface mounted LED downlight



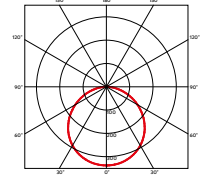
	L	H
LD-KAR18W-CCT	ø170	124
LD-KAR25W-CCT	ø212	132

*mm

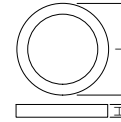


	W	Color	lm	Material	Weight	Barcode
LD-KAR18W-CCT	18 W	● 3000 K ● 4000 K ● 6400 K	1800 lm	aluminium, aluminium	940 g	5902801210013
LD-KAR25W-CCT	25 W		2500 lm		960 g	5902801210044

▶ OPRAWA LED DOWNLIGHT 2 W 1 NATYNKOWA/WPUSZCZANA **SAMBA**
LED downlight fixture 2 in 1 surface mounted/recessed



Akcesoria, Accessories
LZ-KO12KO-10
Do kupienia oddzielnie.
Optional to buy separately.

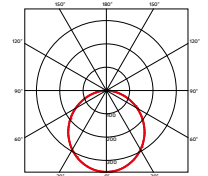



	L	H
LD-SMBOK07W-21	ø115	35
LD-SMBOK14W-21	ø177	35
LD-SMBOK20W-21	ø245	35

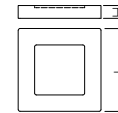
*mm

	W	Color	Beam	Material	Weight	Barcode
LD-SMBOK07W-21	7 W	● 4000 K	675 lm	PC	150 g	5902801240362
LD-SMBOK14W-21	14 W		1200 lm		300 g	5902801239946
LD-SMBOK20W-21	20 W		1600 lm		515 g	5902801073328

▶ OPRAWA LED DOWNLIGHT 2 W 1 NATYNKOWA/WPUSZCZANA **SAMBA**
LED downlight fixture 2 in 1 surface mounted/recessed



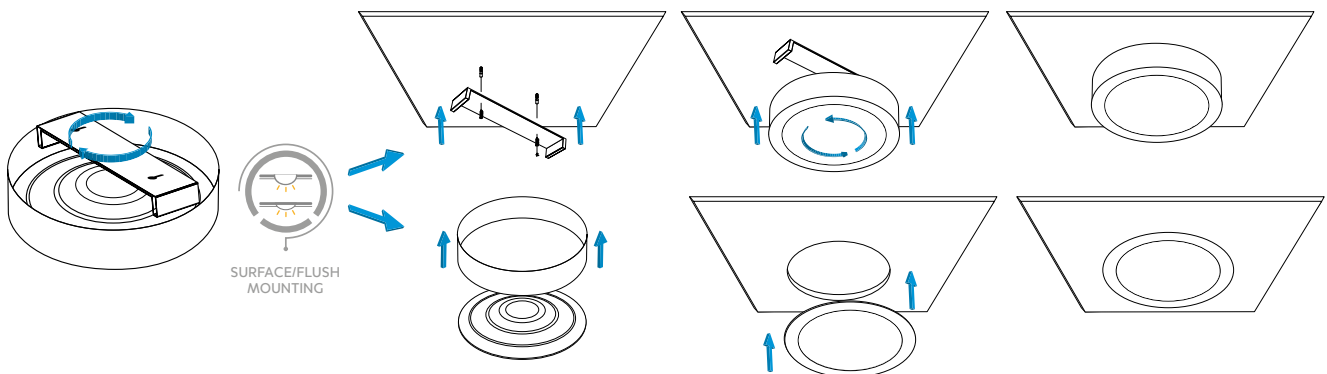
Akcesoria, Accessories
LZ-KO12KO-10
Do kupienia oddzielnie.
Optional to buy separately.



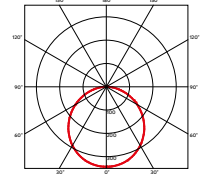
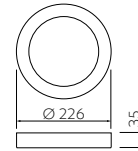
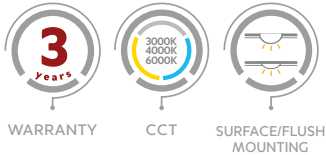
	L	H
LD-SMBKW07W-21	115	35
LD-SMBKW14W-21	171	35
LD-SMBKW24W-21	226	35

*mm

	W	Color	Beam	Material	Weight	Barcode
LD-SMBKW07W-21	9 W	● 4000 K	675 lm	PC	180 g	5902801239908
LD-SMBKW14W-21	16 W		1200 lm		365 g	5902801239861
LD-SMBKW24W-21	24 W		1800 lm		565 g	5902801073304



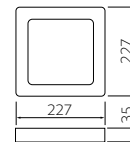
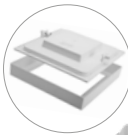
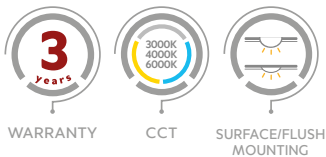
▶ OPRAWA LED DOWNLIGHT 6 W 1 NATYNKOWA/WPUSZCZANA **BOLERO**
LED downlight fixture 6 in 1 surface mounted/recessed



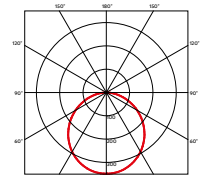
Aksesoria,
Accessories
LZ-KOI2KO-10
Do kupienia oddzielnie.
Optional to buy separately.

LD-BLROK18W-61	18 W	● 3000 K ● 4000 K ● 6400 K	1600 lm	aluminium + PC, aluminium + PC	560 g	5902801020117

▶ OPRAWA LED DOWNLIGHT 6 W 1 NATYNKOWA/WPUSZCZANA **BOLERO**
LED downlight fixture 6 in 1 surface mounted/recessed

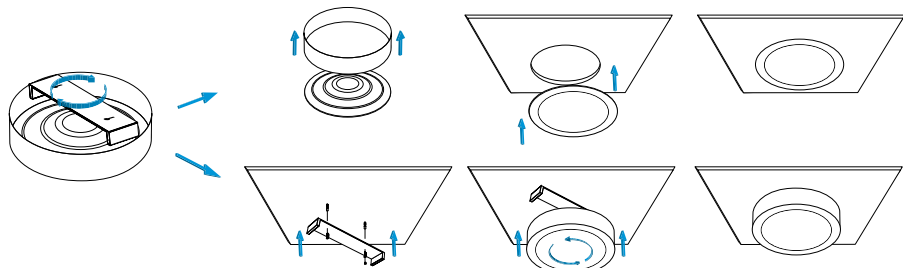
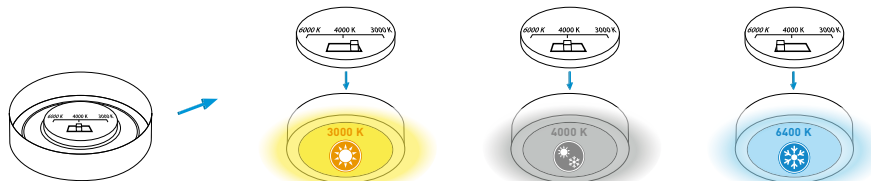


360°



Aksesoria,
Accessories
LZ-KOI2KO-10
Do kupienia oddzielnie.
Optional to buy separately.

LD-BLRKW18W-61	18 W	● 3000 K ● 4000 K ● 6400 K	1600 lm	aluminium + PC, aluminium + PC	475 g	5902801020100

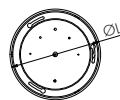



OPRAWA LED DOWNLIGHT NATYNKOWA **ARCCO**

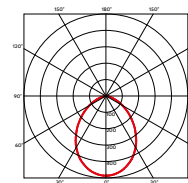
Surface mounted LED downlight



WARRANTY



360°



	L	W
LD-ARC15W-NB	ø130	100
LD-ARC25W-NB	ø160	115
LD-ARC30W-NB	ø195	130

*mm

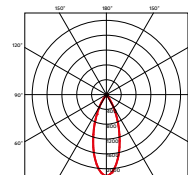
	W	lm	Color	Material	Weight	Barcode
LD-ARC15W-NB	15 W	1350 lm	● 4000 K	aluminium, aluminium	500 g	5902801278679
LD-ARC25W-NB	25 W	2250 lm			520 g	5902801278778
LD-ARC30W-NB	30 W	2700 lm			1000 g	5902801278747

OPRAWA LED **PRIME**

LED fixture



WARRANTY



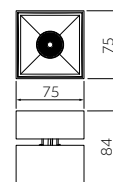
	W	lm	Color	Material	Weight	Barcode
LD-PRM10WB-NB	10 W	1000 lm	biały, white	aluminium, aluminium	260 g	5902801293344
LD-PRM10WC-NB			czarny, black			5902801293238
LD-PRM10WS-NB			szary, grey			5902801293481

OPRAWA LED **BIANCO**

LED fixture



WARRANTY



360°



	W	lm	Color	Material	Weight	Barcode
LD-BNC8WKB-NB	8 W	680 lm	biały, white	aluminium, aluminium	320 g	5902801293412
LD-BNC8WKC-NB			czarny, black			5902801293368

OPRAWA LED **BIANCO**

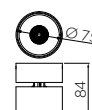
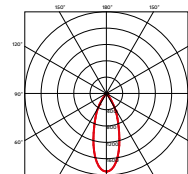
LED fixture



WARRANTY



360°



	W	lm	Color	Material	Weight	Barcode
LD-BNC8WOB-NB	8 W	680 lm	biały, white	aluminium, aluminium	320 g	5902801293351
LD-BNC8WOC-NB			czarny, black			5902801293450

▶ OPRAWA LED **BIANCO**
LED fixture



WARRANTY



LD-BNC15WKB-NB	15 W	● 4000 K	1500 lm	biały, white	aluminium, aluminium	680 g	5902801367090
LD-BNC15WKC-NB				czarny, black			5902801367144

▶ OPRAWA LED **BIANCO**
LED fixture



WARRANTY



LD-BNC15WOB-NB	15 W	● 4000 K	1500 lm	biały, white	aluminium, aluminium	600 g	5902801367182
LD-BNC15WOC-NB				czarny, black			5902801367151

▶ OPRAWA LED **BIANCO CCT**
LED fixture



WARRANTY



CCT



LD-BNCC16WOB2-NB	2 x 8 W	● 2700 K ● 3300 K ● 4000 K	1360 lm	biały, white	aluminium, aluminium	700 g	5902801457142
LD-BNCC16WOC2-NB				czarny, black			5902801457029

▶ OPRAWA LED **BIANCO CCT**
LED fixture



WARRANTY




CCT




LD-BNCC8WOB-NB	8 W	● 2700 K ● 3300 K ● 4000 K	680 lm	biały, white	aluminium, aluminium	320 g	5902801457043
LD-BNCC8WOC-NB				czarny, black			5902801457012

▶ OPRAWA LED **BIANCO CCT**
LED fixture




LD-BNCC8WKB-NB	8 W	● 2700 K ● 3300 K ● 4000 K	680 lm	biały, white czarny, black	aluminium, aluminium	320 g
LD-BNCC8WKC-NB						5902801457036 5902801457104

▶ OPRAWA LED **SIERRA**
LED fixture



LD-SRA08WB-NB	8 W	● 4000 K	720 lm	biały, white czarny, black	aluminium, aluminium	410 g
LD-SRA08WC-NB						5902801357268 5902801357459

▶ OPRAWA LED **SIERRA**
LED fixture



LD-SRA18WB-NB	18 W	● 4000 K	1620 lm	biały, white czarny, black	aluminium, aluminium	770 g
LD-SRA18WC-NB						5902801357466 5902801357497

▶ OPRAWA LED **ARTEMIDA**
LED fixture

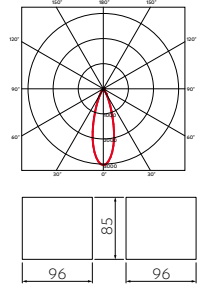



LD-ATM15WBP-NB	15 W	● 4000 K	1420 lm	biały, white czarny, black	aluminium, aluminium	270 g
LD-ATM15WCP-NB						5902801322365 5902801322341

▶ OPRAWA LED **ARTEMIDA**
LED fixture



WARRANTY

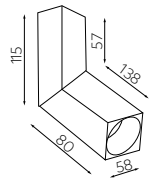



LD-ATM20WBK-NB	20 W	4000 K	1920 lm	biały, white	aluminium, aluminium	520 g	5902801322334
LD-ATM20WCK-NB				czarny, black			5902801322457

▶ OPRAWA SUFITOWA **VIRGO**
Ceiling fixture



GU10

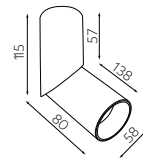


OS-VIRKWB-00	max 20 W	czarny, black	aluminium, aluminium	372 g	5902801434532
OS-VIRKWW-10		biały, white			5902801434556

▶ OPRAWA SUFITOWA **VIRGO**
Ceiling fixture



GU10



OS-VIROKW-10	max 20 W	biały, white	aluminium, aluminium	396 g	5902801434617
OS-VIROKB-00		czarny, black			5902801434594

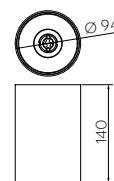
▶ OPRAWA SUFITOWA **TENSA**
Ceiling fixture



WARRANTY



GU10



360°



OS-TENGU10-10	max 20 W	biały, white	aluminium, aluminium	425 g	5902801274633
OS-TENGU10-00		czarny, black			5902801274596

▶ OPRAWA SUFITOWA **TENSA**

Ceiling fixture



OS-TENGU10KW-10	max 20 W	biały, white	aluminium, aluminium	475 g	5902801274664
OS-TENGU10KW-00		czarny, black			5902801274763

▶ OPRAWA SUFITOWA **AERO II**

Ceiling fixture



OS-AERD20W-10	max 20 W	biały, white	aluminium, aluminium	210 g	5902801396250
OS-AERD20W-00		czarny, black			5902801396939

▶ OPRAWA SUFITOWA **AVEIRO BIS**


Ceiling fixture



OS-AVB8090OK1-10	max 20 W	biały, white	aluminium, aluminium	216 g	5902801396731
OS-AVB8090OK1-00		czarny, black			5902801396779

▶ OPRAWA SUFITOWA **AVEIRO BIS**

Ceiling fixture



OS-AVB8090KW1-10	max 20 W	biały, white	aluminium, aluminium	320 g	5902801396748
OS-AVB8090KW1-00		czarny, black			5902801396823

OPRAWA SUFITOWA **AVEIRO DUO BIS**

Ceiling fixture



360°




OS-AVB80160OK2-10	max 2 x 20 W	biały, white	aluminium, aluminium	510 g	5902801396717
OS-AVB80160OK2-00		czarny, black			5902801396816

OPRAWA SUFITOWA **AVEIRO DUO BIS**

Ceiling fixture



360°



OS-AVB80160KW2-10	max 2 x 20 W	biały, white	aluminium, aluminium	525 g	5902801396885
OS-AVB80160KW2-00		czarny, black			5902801396908

OPRAWA SUFITOWA **TIPO**

Ceiling fitting



OS-TIP65115OKCZ-00	max 50 W	czarny, black	aluminium, aluminium	125 g	5902801336669
OS-TIP65115OKB-10		biały, white			5902801336614

OPRAWA SUFITOWA **TIPO**

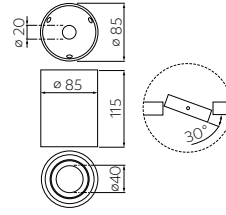
Ceiling fitting



OS-TIP60100KW CZ-00	max 50 W	czarny, black	aluminium, aluminium	152 g	5902801336690
OS-TIP60100KWB-10		biały, white			5902801336706

OPRAWA SUFITOWA **SENSA**

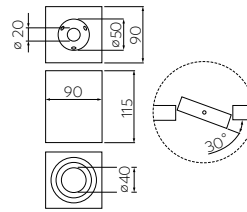

Ceiling light fixture



OS-SEN5087OKCZ-00	max 50 W	czarny, black	aluminium, aluminium	5901867176813
OS-SEN5087OKB-10		biały, white		

OPRAWA SUFITOWA **SENSA**

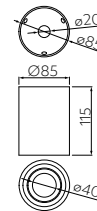
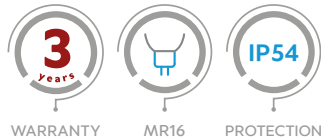
Ceiling light fixture



OS-SEN5097KWCZ-00	max 50 W	czarny, black	aluminium, aluminium	5901867176899
OS-SEN5097KWB-10		biały, white		

OPRAWA SUFITOWA **SENSA AQUA**

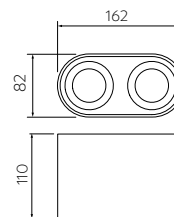
Ceiling light fixture



OS-SENAQ5087OKB-10	max 50 W	biały, white	aluminium, aluminium	300 g	5902801233791
OS-SENAQ5087OKB-80		szary, grey			5902801233821
OS-SENAQ5087OKCZ-00		czarny, black			5902801233838

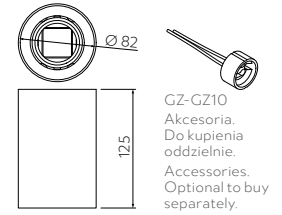
OPRAWA SUFITOWA **SENSO DUO**

Ceiling light fixture



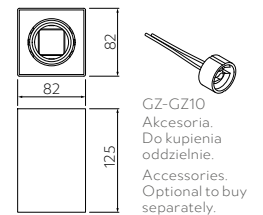
OS-SEND5083OKB-10	max 2 x 50 W	biały, white	aluminium, aluminium	720 g	5902801129971
OS-SEND5083OKCZ-00		czarny, black			5902801129933

OPRAWA SUFITOWA RESTO
Ceiling light fixture



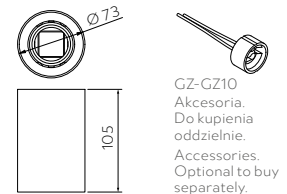
OS-RST80125OK1-10	max 10 W LED only	biały, white	PC	110 g	5902801319556
OS-RST80125OK1-00		czarny, black			5902801319457

OPRAWA SUFITOWA RESTO
Ceiling light fixture



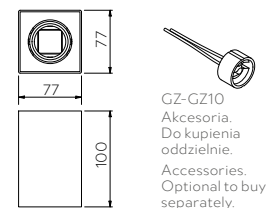

OS-RST8080KW1-10	max 10 W LED only	biały, white	PC	130 g	5902801319570
OS-RST8080KW1-00		czarny, black			5902801319433

OPRAWA SUFITOWA ARIES
Ceiling light fixture



OS-ARIOK-11	max 20 W	czarny, black	PC	80 g	5902801440113
OS-ARIOK-22		czarny chrom, black chrome			5902801442841
OS-ARIOK-23		chrom, chrome			5902801442889
OS-ARIOK-13		złoto, gold			5902801442803

OPRAWA SUFITOWA ARIES
Ceiling light fixture



OS-ARIKW-11	max 20 W	czarny, black	PC	90 g	5902801443114
OS-ARIKW-22		czarny chrom, black chrome			5902801442933
OS-ARIKW-23		chrom, chrome			5902801402470
OS-ARIKW-13		złoto, gold			5902801402630

▶ OPRAWA SUFITOWA **DRAGO**

Ceiling light fixture



WARRANTY

E27



360°



Folder	W	IP	Material	LxW mm	Weight	Barcode
OS-DRAGO14-10	max 60 W		biały, white	148 x ø133	390 g	5902801230394
OS-DRAGO18-10			180 x ø172	700 g	5902801230400	
OS-DRAGO14-00			czarny, black	148 x ø133	390 g	5902801231131
OS-DRAGO18-00			180 x ø172	700 g	5902801231063	
OS-DRAGO14-80			szary, grey	148 x ø133	390 g	5902801364341
OS-DRAGO18-80			180 x ø172	700 g	5902801364983	

▶ OPRAWA SUFITOWA **BLINK II**

Ceiling light fixture



GU10



Folder	W	IP	Material	Weight	Barcode	
OS-BLND50W1-10	max 20 W		biały, white	aluminium, aluminium	267 g	5902801438813
OS-BLND50W1-00			czarny, black			

▶ OPRAWA SUFITOWA **BLINK II**

Ceiling light fixture



GU10



Folder	W	IP	Material	Weight	Barcode	
OS-BLND50W2-10	max 2 x 20 W		biały, white	aluminium, aluminium	560 g	5902801438301
OS-BLND50W2-00			czarny, black			

▶ OPRAWA SUFITOWA **BLINK II**

Ceiling light fixture




GU10



Folder	W	IP	Material	Weight	Barcode	
OS-BLND50W3-10	max 3 x 20 W		biały, white	aluminium, aluminium	850 g	5902801438271
OS-BLND50W3-00			czarny, black			

OPRAWA SUFITOWA **FARGO II**

Ceiling light fixture



OS-FRG20W2-10	max 20 W	biały, white	aluminium, aluminium	280 g	5902801391255
OS-FRG20W2-00		czarny, black			5902801391286

OPRAWA SUFITOWA **FARGO MINI II**

Ceiling light fixture



OS-FRG20W2-10-MINI	max 20 W	biały, white	aluminium, aluminium	220 g	5902801333804
OS-FRG20W2-00-MINI		czarny, black			5902801333811

OPRAWA SUFITOWA **SANTO BIS**

Ceiling light fixture



OS-SAN20WOK2B-10	max 2 x 20 W	biały, white	aluminium, aluminium	590 g	5902801336218
OS-SAN20WOK2B-00		czarny, black			5902801336393

OPRAWA SUFITOWA **VENETO**

Ceiling light fixture



OS-VEN20W02-00	max 2 x 20 W	czarny, black	aluminium, aluminium	546 g	5902801402357
OS-VEN20W02-10		biały, white			5902801443404

▶ OPRAWA SUFITOWA **VENETO**


Ceiling light fixture



OS-VEN20WO3-00	max 3 x 20 W	czarny, black	aluminium, aluminium	815 g	5902801443350
OS-VEN20WO3-10		biały, white			5902801443381

▶ OPRAWA SUFITOWA **VENETO**


Ceiling light fixture



OS-VEN20WO4-00	max 4 x 20 W	czarny, black	aluminium, aluminium	1216 g	5902801442896
OS-VEN20WO4-10		biały, white			5902801402364

▶ OPRAWA SUFITOWA **VENETO**

Ceiling light fixture



OS-VEN20WO5-00	max 5 x 20 W	biały, white	aluminium, aluminium	1592 g	5902801441783
OS-VEN20WO5-10		czarny, black			5902801402562

▶ OPRAWA SUFITOWA **ORIO**

Ceiling fitting



OS-ORI-2GU10-00	max 2 x 20 W	biały, white	aluminium, aluminium	520 g	5902801391170
OS-ORI-2GU10-10		czarny, black			5902801391064

OPRAWA SUFITOWA **ORIO**

Ceiling fitting



WARRANTY

GU10



OS-ORI-3GU10-00	max 3 x 20 W	biały, white	aluminium, aluminium	820 g	5902801391187
OS-ORI-3GU10-10		czarny, black		820 g	5902801391163


OPRAWA SUFITOWA **LUPO**

Ceiling fitting



WARRANTY

GU10



OS-LUP-GU10-00	max 20 W	biały, white	aluminium, aluminium	310 g	5902801391279
OS-LUP-GU10-10		czarny, black		310 g	5902801391309

OPRAWA SUFITOWA **LUPO**

Ceiling fitting



WARRANTY

GU10



OS-LUP-2GU10-00	max 2 x 20 W	biały, white	aluminium, aluminium	480 g	5902801391316
OS-LUP-2GU10-10		czarny, black		480 g	5902801391439

OPRAWA SUFITOWA **SAKURA**

Ceiling light fixture



WARRANTY


GU10



OS-SAKES111-10	max 20 W	biały, white	aluminium, aluminium	350 g	5902801274350
OS-SAKES111-00		czarny, black			5902801274565

▶ OPRAWA SUFITOWA **SAKURA**

Ceiling light fixture



OS-SAKES111KW-10	max 20 W	biały, white	aluminium, aluminium	500 g	5902801274527
OS-SAKES111KW-00		czarny, black			5902801274459

▶ OPRAWA SUFITOWA NATYNKOWA **PIREO N**

Surface ceiling fixture



OP-PIREN1-00	max 50 W	biały, white	stal, steel	500 g	5902801248412
OP-PIREN1-20		czarny, black			5901867191151

▶ OPRAWA SUFITOWA NATYNKOWA **PIREO N**

Surface ceiling fixture



OP-PIREN2-00	max 2 x 50 W	biały, white	stal, steel	900 g	5902801248535
OP-PIREN2-20		czarny, black			5901867191151

▶ OPRAWA SUFITOWA **ISUMI**

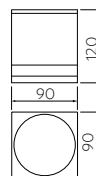
Ceiling light fixture



OS-ISUES111-10	max 50 W	biały, white	aluminium, aluminium	490 g	5902801268090
OS-ISUES111-00		czarny, black			5902801268250

OPRAWA SUFITOWA **RIVEN**

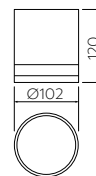
Ceiling fitting



OS-RIV102KWG-30	max 35 W	aluminium + PC, aluminum + PC	grafitowy graphite	380 g	5902801337468

OPRAWA SUFITOWA **RIVEN**

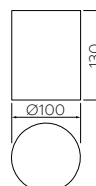
Ceiling fitting



OS-RIV102OKG-30	max 35 W	aluminium + PC, aluminum + PC	grafitowy graphite	400 g	5902801337451

OPRAWA SUFITOWA **LENTO**

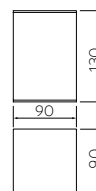
Ceiling fitting



OS-LEN100OKG-30	max 35 W	aluminium + szkło, aluminum + glass	grafitowy graphite	440 g	5902801337383

OPRAWA SUFITOWA **LENTO**

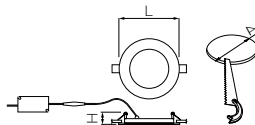
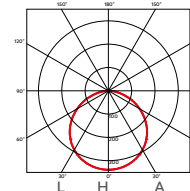
Ceiling fitting



OS-LEN100KWG-30	max 35 W	aluminium + PC, aluminum + PC	grafitowy graphite	500 g	5902801337499

OPRAWA LED TYPU DOWNLIGHT WPUSZCZANA **ORIS PLUS**

Recessed LED downlight



Aksesoria.
Do kupienia oddzielnie.
Accessories.
Optional to buy separately.
LZ-KOI2KO-10

	L	H	A
LD-ORW03W-CBP	ø90	22	ø72-75
LD-ORW03W-NBP			
LD-ORW07W-CBP	ø118	22	ø105-108
LD-ORW07W-NBP			
LD-ORW13W-CBP	ø168	22	ø153-156
LD-ORW13W-NBP			
LD-ORW19W-CBP	ø225	22	ø204-206
LD-ORW19W-NBP			
LD-ORW24W-CBP	ø300	22	ø275-280
LD-ORW24W-NBP			

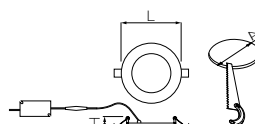
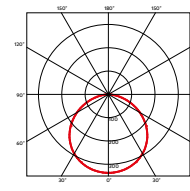
*mm



	W	Color	lm	Material	Weight	Barcode
LD-ORW03W-CBP	3 W	3000 K	200 lm	aluminium, aluminium	150 g	5902801243066
LD-ORW03W-NBP		4000 K				5902801243318
LD-ORW07W-CBP	7 W	3000 K	560 lm		220 g	5902801243073
LD-ORW07W-NBP		4000 K				5902801243165
LD-ORW13W-CBP	13 W	3000 K	1020 lm		350 g	5902801243035
LD-ORW13W-NBP		4000 K				5902801243042
LD-ORW19W-CBP	19 W	3000 K	1520 lm		550 g	5902801243578
LD-ORW19W-NBP		4000 K				5902801243134
LD-ORW24W-CBP	24 W	3000 K	2000 lm		880 g	5901867127624
LD-ORW24W-NBP		4000 K				5901867158390

OPRAWA LED TYPU DOWNLIGHT WPUSZCZANA **ORIS PLUS**

Recessed LED downlight



Aksesoria.
Do kupienia oddzielnie.
Accessories.
Optional to buy separately.
LZ-KOI2KO-10

	L	H	A
LD-ORW03W-NBP4	ø90	22	ø72-75
LD-ORW03W-CBP4			
LD-ORW07W-CBP4	ø118	22	ø105-108
LD-ORW07W-NBP4I			
LD-ORW13W-CBP4	ø168	22	ø153-156
LD-ORW13W-NBP4			
LD-ORW19W-CBP4	ø225	22	ø204-206
LD-ORW19W-NBP4			
LD-ORW24W-CBP4	ø300	22	ø275-280
LD-ORW24W-NBP4			

*mm



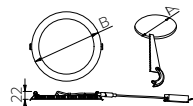
	W	Color	lm	Material	Weight	Barcode
LD-ORW03W-NBP4	3 W	3000 K	200 lm	aluminium, aluminium	150 g	5902801267390
LD-ORW03W-CBP4		4000 K				5902801267352
LD-ORW07W-CBP4	7 W	3000 K	560 lm		220 g	5902801266430
LD-ORW07W-NBP4I		4000 K				5902801396847
LD-ORW13W-CBP4	13 W	3000 K	1020 lm		350 g	5902801266058
LD-ORW13W-NBP4		4000 K				5902801266737
LD-ORW19W-CBP4	19 W	3000 K	1520 lm		550 g	5902801266362
LD-ORW19W-NBP4		4000 K				5902801266713
LD-ORW24W-CBP4	24 W	3000 K	2000 lm		880 g	5902801266478
LD-ORW24W-NBP4		4000 K				5902801266966

OPRAWA LED TYPU DOWNLIGHT WPUSZCZANA **ORIS PLUS**

Recessed LED downlight



WARRANTY PROTECTION



	A	B
LD-ORW07W-CBP-10	Ø 105-108	Ø118
LD-ORW07W-NBP-10		
LD-ORW13W-CBP-10	Ø 153-156	Ø168
LD-ORW13W-NBP-10		
LD-ORW19W-CBP-10	Ø 204-206	Ø225
LD-ORW19W-NBP-10		
LD-ORW24W-CBP-10	Ø 275-280	Ø300
LD-ORW24W-NBP-10		

*mm



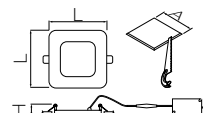

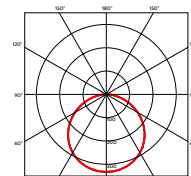
Folder	W	Color	lm	Material	Weight	Barcode
LD-ORW07W-CBP-10	7 W	● 3000 K	560 lm	aluminium, aluminium	220 g	5902801399749
LD-ORW07W-NBP-10		● 4000 K				5902801399770
LD-ORW13W-CBP-10	13 W	● 3000 K	1020 lm		350 g	5902801387845
LD-ORW13W-NBP-10		● 4000 K				5902801387937
LD-ORW19W-CBP-10	19 W	● 3000 K	1520 lm		550 g	5902801387913
LD-ORW19W-NBP-10		● 4000 K				5902801387586
LD-ORW24W-CBP-10	24 W	● 3000 K	2000 lm		880 g	5902801387869
LD-ORW24W-NBP-10		● 4000 K				5902801387876

OPRAWA LED TYPU DOWNLIGHT WPUSZCZANA **MATIS PLUS**

Recessed LED downlight



WARRANTY PROTECTION



Aksesoria.
Do kupienia oddzielnie.
Accessories.
Optional to buy separately.
LZ-KOI2KO-10

Folder	L	H	A
LD-MAW03W-CBP	86	22	72-75
LD-MAW03W-NBP			
LD-MAW07W-CBP	120	22	102-105
LD-MAW07W-NBP			
LD-MAW13W-CBP	170	22	152-155
LD-MAW13W-NBP			
LD-MAW19W-CBP	224	22	202-205
LD-MAW19W-NBP			
LD-MAW24W-CBP	300	22	275-280
LD-MAW24W-NBP			

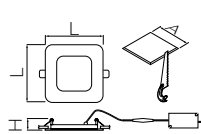

*mm



Folder	W	Color	lm	Material	Weight	Barcode
LD-MAW03W-CBP	3 W	● 3000 K	200 lm	aluminium, aluminium	150 g	5902801243448
LD-MAW03W-NBP		● 4000 K				5902801243653
LD-MAW07W-CBP	7 W	● 3000 K	560 lm		240 g	5902801243721
LD-MAW07W-NBP		● 4000 K				5902801243615
LD-MAW13W-CBP	13 W	● 3000 K	1020 lm		400 g	5902801243462
LD-MAW13W-NBP		● 4000 K				5902801243912
LD-MAW19W-CBP	19 W	● 3000 K	1520 lm		640 g	5902801243639
LD-MAW19W-NBP		● 4000 K				5902801243981
LD-MAW24W-CBP	24 W	● 3000 K	2000 lm		1100 g	5902801244155
LD-MAW24W-NBP		● 4000 K				5902801244056

OPRAWA LED TYPU DOWNLIGHT WPUSZCZANA **MATIS PLUS**

Recessed LED downlight



Akcesoria.
Do kupienia oddzielnie.
Accessories.
Optional to buy separately.
LZ-KOI2KO-10

	L	H	A
LD-MAW03W-CBP4	86	22	72-75
LD-MAW03W-NBP4			
LD-MAW07W-CBP4	120	22	102-105
LD-MAW07W-NBP4			
LD-MAW13W-CBP4	170	22	152-155
LD-MAW13W-NBP4			
LD-MAW19W-CBP4	224	22	202-205
LD-MAW19W-NBP4			
LD-MAW24W-NBP4	300	22	275-280
LD-MAW24W-CBP4			

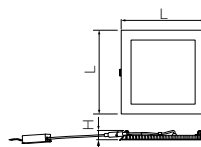

*mm



	W	Color	lm	Material	Weight	Barcode
LD-MAW03W-CBP4	3 W	3000 K	200 lm	aluminium, aluminium	150 g	5902801267123
LD-MAW03W-NBP4		4000 K				5902801267567
LD-MAW07W-CBP4	7 W	3000 K	560 lm		240 g	5902801266447
LD-MAW07W-NBP4		4000 K				5902801266768
LD-MAW13W-CBP4	13 W	3000 K	1020 lm		400 g	5902801266720
LD-MAW13W-NBP4		4000 K				5902801267215
LD-MAW19W-CBP4	19 W	3000 K	1520 lm		640 g	5902801266706
LD-MAW19W-NBP4		4000 K				5902801266553
LD-MAW24W-NBP4	24 W	3000 K	2000 lm		1100 g	5902801267406
LD-MAW24W-CBP4		4000 K				5902801266492

OPRAWA LED TYPU DOWNLIGHT WPUSZCZANA **MATIS PLUS**

Recessed LED downlight



Akcesoria.
Do kupienia oddzielnie.
Accessories.
Optional to buy separately.
LZ-KOI2KO-10

	L	H	A
LD-MAW07W-CBP-10	120	22	102-105
LD-MAW07W-NBP-10			
LD-MAW13W-CBP-10	170	22	152-155
LD-MAW13W-NBP-10			
LD-MAW19W-CBP-10	224	22	202-205
LD-MAW19W-NBP-10			
LD-MAW24W-CBP-10	300	22	275-280
LD-MAW24W-NBP-10			

*mm



	W	Color	lm	Material	Weight	Barcode
LD-MAW07W-CBP-10	7 W	3000 K	560 lm	aluminium, aluminium	240 g	5902801266447
LD-MAW07W-NBP-10		4000 K				5902801266768
LD-MAW13W-CBP-10	13 W	3000 K	1020 lm		400 g	5902801266720
LD-MAW13W-NBP-10		4000 K				5902801267215
LD-MAW19W-CBP-10	19 W	3000 K	1520 lm		640 g	5902801266706
LD-MAW19W-NBP-10		4000 K				5902801266553
LD-MAW24W-CBP-10	24 W	3000 K	2000 lm		1100 g	5902801267406
LD-MAW24W-NBP-10		4000 K				5902801266492

OPRAWA LED **MAXIS**

LED fitting



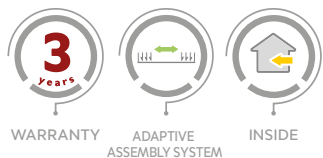
OPRAWA LED **MAXIS**

LED fitting

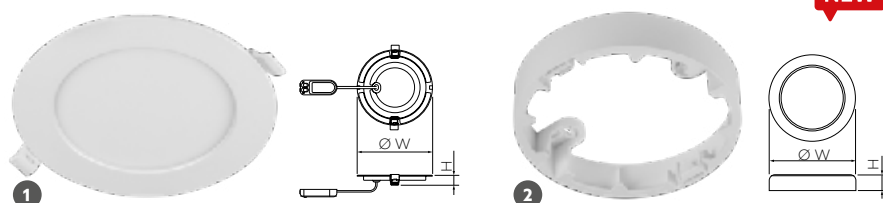


OPRAWA LED TYPU DOWNLIGHT WPUSZCZANA **SORA**

Downlight LED fitting, flush mounted

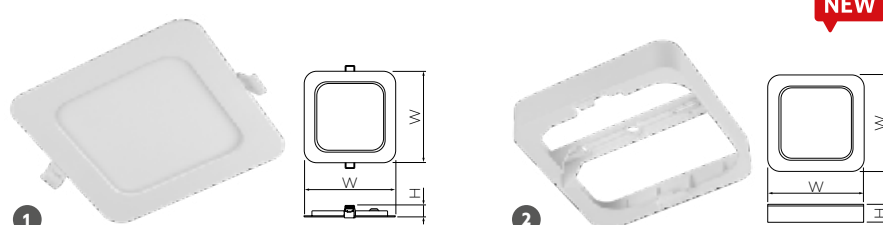


NEW


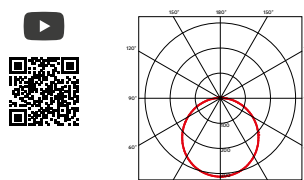


		W			W	H	
		mm			mm	mm	
1	LD-MAX06WO-CCT-00	6 W		480 lm	PC	75 g	5902801595158
	LD-MAX09WO-CCT-00	9 W	3000 K	720 lm		116 g	5902801595219
	LD-MAX12WO-CCT-00	12 W	4000 K	960 lm		125 g	5902801595233
	LD-MAX18WO-CCT-00	18 W	6400 K	1450 lm		225 g	5902801551796
	LD-MAX24WO-CCT-00	24 W		1950 lm		750 g	5902801552007
2	RM-MAX06WO-00					5902801558719	
	RM-MAX09WO-00					5902801558733	
	RM-MAX12WO-00					5902801558757	
	RM-MAX18WO-00					5902801558771	
	RM-MAX24WO-00					5902801558795	

NEW



		W			W	H	
		mm			mm	mm	
1	LD-MAX06WK-CCT-00	6 W		480 lm	PC	75 g	5902801557521
	LD-MAX09WK-CCT-00	9 W	3000 K	720 lm		116 g	5902801557576
	LD-MAX12WK-CCT-00	12 W	4000 K	960 lm		125 g	5902801557811
	LD-MAX18WK-CCT-00	18 W	6400 K	1450 lm		225 g	5902801557972
	LD-MAX24WK-CCT-00	24 W		1950 lm		750 g	5902801558696
2	RM-MAX06WK-00					5902801558818	
	RM-MAX09WK-00					5902801558832	
	RM-MAX12WK-00					5902801558856	
	RM-MAX18WK-00					5902801551529	
	RM-MAX24WK-00					5902801573859	



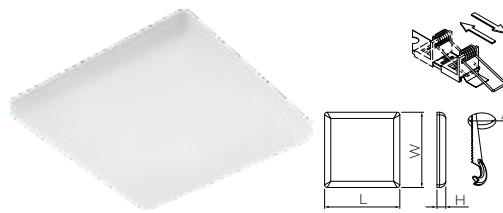
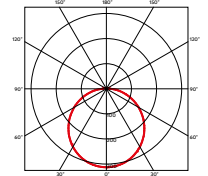
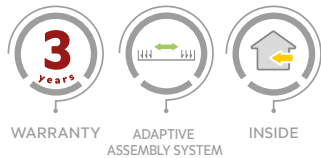
		L	H	A
		mm	mm	mm
	LD-SRW12WOK-NB	120	28	75-105
	LD-SRW18WOK-NB	170	28	75-155
	LD-SRW24WOK-NB	225	28	75-205

*mm

	W			
	mm			
LD-SRW12WOK-NB	12 W		1200 lm	220 g
LD-SRW18WOK-NB	18 W	4000 K	1800 lm	320 g
LD-SRW24WOK-NB	24 W		2400 lm	500 g

OPRAWA LED TYPU DOWNLIGHT WPUSZCZANA **SORA**

Downlight LED fitting, flush mounted



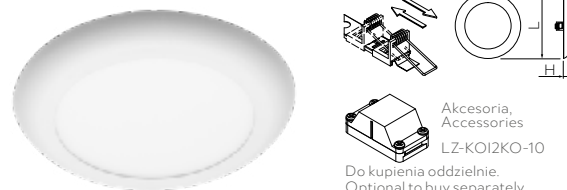
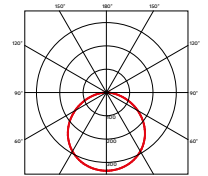
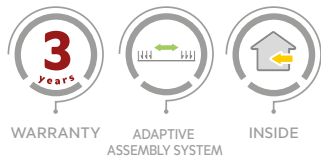
	L	W	H	A
LD-SRW12WKW-NB	120	120	20	ø75-105
LD-SRW18WKW-NB	170	170	20	ø75-155
LD-SRW24WKW-NB	225	225	20	ø75-205

*mm

	W	Color	lm	Material	Weight	Barcode
LD-SRW12WKW-NB	12 W	4000 K	1200 lm	PC	250 g	5902801306082
LD-SRW18WKW-NB	18 W	4000 K	1800 lm	PC	390 g	5902801305672
LD-SRW24WKW-NB	24 W	4000 K	2400 lm	PC	600 g	5902801307263

OPRAWA LED TYPU DOWNLIGHT WPUSZCZANA **MOZA**

Downlight LED fitting, flush mounted



Aksesoria, Accessories
LZ-KOI2KO-10
Do kupienia oddzielnie.
Optional to buy separately.

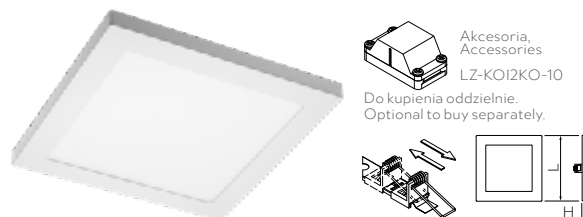
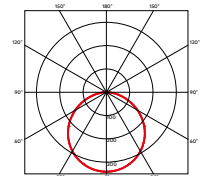
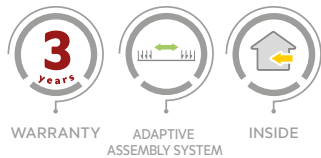
	L	H	A
LD-MZ12WOK-NB	ø180	16	ø65-155
LD-MZ18WOK-NB	ø230	16	ø65-205

*mm

	W	Color	lm	Material	Weight	Barcode
LD-MZ12WOK-NB	12 W	4000 K	1000 lm	PC	300 g	5902801229497
LD-MZ18WOK-NB	18 W	4000 K	1500 lm	PC	390 g	5902801229329

OPRAWA LED TYPU DOWNLIGHT WPUSZCZANA **MOZA**

Downlight LED fitting, flush mounted



Aksesoria, Accessories
LZ-KOI2KO-10
Do kupienia oddzielnie.
Optional to buy separately.

	L	H	A
LD-MZ12WKW-NB	ø180	16	ø65-155
LD-MZ18WKW-NB	ø230	16	ø65-205

*mm

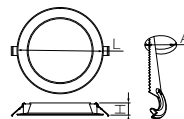
	W	Color	lm	Material	Weight	Barcode
LD-MZ12WKW-NB	12 W	4000 K	1000 lm	PC	480 g	5902801229510
LD-MZ18WKW-NB	18 W	4000 K	1500 lm	PC	570 g	5902801229428

OPRAWA LED TYPU DOWNLIGHT WPUSZCZANA **LOUIS**

Recessed LED downlight



WARRANTY PROVIDED BY SAMSUNG INSIDE



	L	H	A
LD-LSWO03W-NB	ø90	24	ø75
LD-LSWO06W-NB	ø90	24	ø75
LD-LSWO15W-NB	ø150	24	ø135
LD-LSWO24W-NB	ø225	24	ø206

*mm

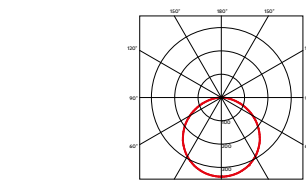
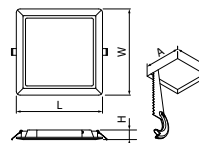
	W	lm	Color	Material	g	Barcode
LD-LSWO03W-NB	3 W	240 lm	● 4000 K	PC	51 g	5902801226113
LD-LSWO06W-NB	6 W	480 lm			54 g	5902801226397
LD-LSWO15W-NB	15 W	1200 lm			133 g	5902801226373
LD-LSWO24W-NB	24 W	1920 lm			245 g	5902801225949

OPRAWA LED TYPU DOWNLIGHT WPUSZCZANA **LOUIS**

Recessed LED downlight



WARRANTY PROVIDED BY SAMSUNG INSIDE



	L	W	H	A
LD-LSWK03W-NB	86	86	24	75
LD-LSWK06W-NB	86	86	24	75
LD-LSWK15W-NB	150	150	24	135
LD-LSWK24W-NB	225	225	24	206

*mm

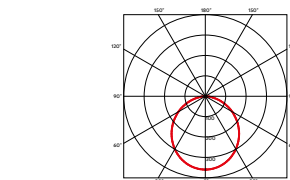
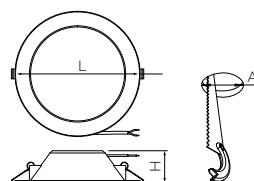
	W	lm	Color	Material	g	Barcode
LD-LSWK03W-NB	3 W	240 lm	● 4000 K	PC	53 g	5902801226205
LD-LSWK06W-NB	6 W	480 lm			60 g	5902801225956
LD-LSWK15W-NB	15 W	1200 lm			148 g	5902801226427
LD-LSWK24W-NB	24 W	1920 lm			280 g	5902801226410

OPRAWA LED TYPU DOWNLIGHT WPUSZCZANA **DENVER**

Recessed LED downlight



WARRANTY PROVIDED BY SAMSUNG INSIDE



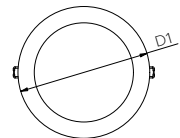
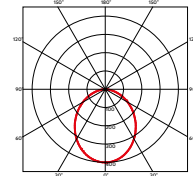
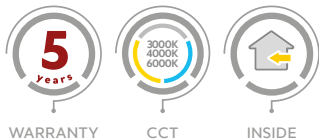
	L	H	A
LD-DNV15W-NB	ø138	54	ø105
LD-DNV20W-NB	ø175	54	ø142
LD-DNV30W-NB	ø225	54	ø180

*mm

	W	lm	Color	Material	PF	g	Barcode
LD-DNV15W-NB	15 W	1350 lm	● 4000 K	PC	PF > 0,5	141 g	5902801226052
LD-DNV20W-NB	20 W	1800 lm				212 g	5902801226014
LD-DNV30W-NB	30 W	2700 lm			PF > 0,9	331 g	5902801226182

OPRAWA LED TYPU DOWNLIGHT WPUSZCZANA **AREZZO**

Recessed LED downlight



	D1	H
LD-ARZ18W-CCT	ø145	30
LD-ARZ25W-CCT	ø190	30
LD-ARZ35W-CCT	ø225	30


*mm



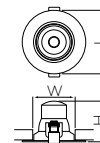
	W	Color	lm	Material	Weight	Barcode
LD-ARZ18W-CCT	18 W	3000 K	1800 lm	aluminium, aluminium	500 g	5902801281884
LD-ARZ25W-CCT	25 W	4000 K	2500 lm		525 g	5902801278112
LD-ARZ35W-CCT	35 W	6400 K	3500 lm		660 g	5902801278136

OPRAWA LED TYPU DOWNLIGHT WPUSZCZANA **VOLARE**

Recessed LED downlight



Aksesoria. Do kupienia oddzielnie.
Accessories. Optional to buy separately.
LZ-KOI2KO-10



	L	W	H
LD-VLROK0538-CB	ø90	75	45
LD-VLROK0538-NB	ø90	75	45
LD-VLROK1038-CB	ø104	80	60
LD-VLROK1038-NB	ø104	80	60

*mm



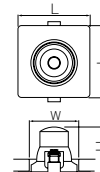
	W	Color	lm	Material	Weight	Barcode
LD-VLROK0538-CB	5 W	3000 K	400 lm	PC	75 g	5902801015830
LD-VLROK0538-NB		4000 K				5902801299254
LD-VLROK1038-CB	10 W	3000 K	800 lm		120 g	5902801015885
LD-VLROK1038-NB		4000 K				5902801299438

OPRAWA LED TYPU DOWNLIGHT WPUSZCZANA **VOLARE**

Recessed LED downlight



Aksesoria. Do kupienia oddzielnie.
Accessories. Optional to buy separately.
LZ-KOI2KO-10



	L	W	H
LD-VLRKW0538-CB	90	75	45
LD-VLRKW0538-NB	90	75	45
LD-VLRKW1038-CB	104	80	60
LD-VLRKW1038-NB	104	80	60

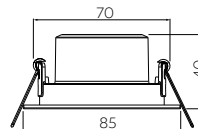
*mm



	W	Color	lm	Material	Weight	Barcode
LD-VLRKW0538-CB	5 W	3000 K	400 lm	PC	75 g	5902801015823
LD-VLRKW0538-NB		4000 K				5902801299063
LD-VLRKW1038-CB	10 W	3000 K	800 lm		120 g	5902801015854
LD-VLRKW1038-NB		4000 K				5902801299353

OPRAWA LED TYPU DOWNLIGHT WPUSZCZANA **VOLARE CCT**

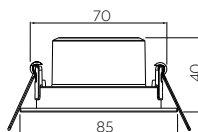
Recessed LED downlight



LD-VLROK0738-CCT	7 W	<ul style="list-style-type: none"> ● 3000 K ● 4000 K ● 6400 K 	630 lm	PC	100 g	5902801373060

OPRAWA LED TYPU DOWNLIGHT WPUSZCZANA **VOLARE CCT**

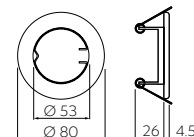
Recessed LED downlight



LD-VLRKW0738-CCT	7 W	<ul style="list-style-type: none"> ● 3000 K ● 4000 K ● 6400 K 	630 lm	PC	100 g	5902801373107

OPRAWA SUFITOWA PUNKTOWA **PARMA**

Ceiling spot light fixture

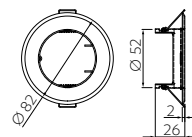


Aksesoria. Do kupienia oddzielnie.
Accessories. Optional to buy separately.
GZ-MR16-0000

1	OP-PAST1-01	max 50 W	stal, steel	chrom, chrome	5908231384195
2	OP-PAST1-02			inox, inox	5908231384232
3	OP-PAST1-10			biały, white	5908231384171
4	OP-PAST1-21			czarny chrom, black chrome	5908231384188
5	OP-PAST1-30			patyna, weathered	5908231384201

OPRAWA SUFITOWA PUNKTOWA **PARMA III**

Ceiling spot light fixture



GZ-MR16-0000


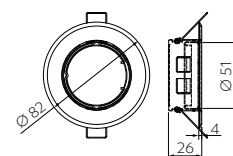
Aksesoria.
Do kupienia
oddzielnie.
Accessories.
Optional to buy
separately.



1	OP-PADST3-01	max 50 W	stal, steel,	chrom, chrome	60 g	5902801387524
2	OP-PADST3-10			biały, white		5902801387449
3	OP-PADST3-21			czarny chrom, black chrome		5902801387760
4	OP-PADST3-52			satyna, satin		5902801387555
5	OP-PADST3-61			stare złoto, antique gold		5902801399794

OPRAWA SUFITOWA PUNKTOWA UCHYLNA **PARMA III**

Tilt-down ceiling fixture



GZ-MR16-0000


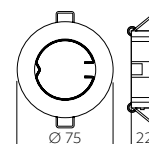
Aksesoria.
Do kupienia
oddzielnie.
Accessories.
Optional to buy
separately.



1	OP-PADRK3-01	max 50 W	stal, steel	chrom, chrome	60 g	5902801387616
2	OP-PADRK3-10			biały, white		5902801387517
3	OP-PADRK3-21			czarny chrom, black chrome		5902801387647
4	OP-PADRK3-52			satyna, satin		5902801387609
5	OP-PADRK3-61			stare złoto, antique gold		5902801387593

OPRAWA SUFITOWA PUNKTOWA **PORTO**

Ceiling spot light fixture



GZ-MR16-0000


Aksesoria.
Do kupienia
oddzielnie.
Accessories.
Optional to buy
separately.



1	OP-PROD3-00	max 50 W	aluminium, aluminium	biały, white	40 g	5902801478505
2	OP-PROD3-10			czarny, black		5902801478550
3	OP-PROD3-01			chrom, chrome		5908231384225
4	OP-PROD3-02			inox, inox		5908231384249
5	OP-PROD3-21			czarny chrom, black chrome		5908231384256
6	OP-PROD3-30			patyna, weathered		5908231384263

OPRAWA SUFITOWA PUNKTOWA **PORTO**

Ceiling spot light fixture



Aksesoria. Do kupienia oddzielnie.
Accessories. Optional to buy separately.
GZ-MR16-0000



1	OP-PROD4-10	max 50 W	aluminium, aluminium	biały, white	5902801478635
2	OP-PROD4-00			czarny, black	5902801478659
3	OP-PROD4-01			chrom, chrome	5901867101617
4	OP-PROD4-02			inox, inox	5901867101631
5	OP-PROD4-21			czarny chrom, black chrome	5901867101624
6	OP-PROD4-30			patyna, weathered	5901867101648

OPRAWA SUFITOWA PUNKTOWA UCHYLNA **PORTO K**

Tilt-down ceiling fixture




Aksesoria. Do kupienia oddzielnie.
Accessories. Optional to buy separately.
GZ-MR16-0000



1	OP-PRAN5-00	max 50 W	aluminium, aluminium	czarny, black	5902801478611
2	OP-PRAN5-10			biały, white	5902801478574
3	OP-PRAN5-01			chrom, chrome	5908231384270
4	OP-PRAN5-02			inox, inox	5908231384287
5	OP-PRAN5-21			czarny chrom, black chrome	5908231384294
6	OP-PRAN5-30			patyna, weathered	5908231384300

OPRAWA SUFITOWA PUNKTOWA UCHYLNA **PORTO K**

Tilt-down ceiling fixture



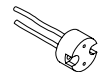
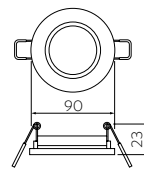
Aksesoria. Do kupienia oddzielnie.
Accessories. Optional to buy separately.
GZ-MR16-0000



1	OP-PRAN6-10	max 50 W	aluminium, aluminium	biały, white	5902801478673
2	OP-PRAN6-00			czarny, black	5902801478727
3	OP-PRAN6-01			chrom, chrome	5901867101655
4	OP-PRAN6-02			inox, inox	5901867101686
5	OP-PRAN6-21			czarny chrom, black chrome	5901867101679
6	OP-PRAN6-30			patyna, weathered	5901867101662

▶ OPRAWA SUFITOWA PUNKTOWA **BRILLANTE**

Ceiling spot light fixture



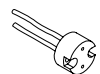
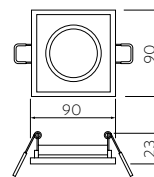
GZ-MR16-0000
Akcesoria.
Do kupienia
oddzielnie.
Accessories.
Optional to buy
separately.



OP-OPROKR-10	max 50 W	szkło, glass	biały, white	130 g	5901867109699
OP-OPROKR-21			czarny, black		5901867109705

▶ OPRAWA SUFITOWA PUNKTOWA **BRILLANTE**

Ceiling spot light fixture



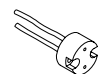
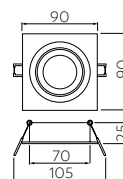

GZ-MR16-0000
Akcesoria.
Do kupienia
oddzielnie.
Accessories.
Optional to buy
separately.



OP-OPRKWT-10	max 50 W	szkło, glass	biały, white	130 g	5901867109675
OP-OPRKWT-21			czarny, black		5901867109682

▶ OPRAWA SUFITOWA PUNKTOWA UCHYLNA **MORENA**

Tilt-down ceiling fixture



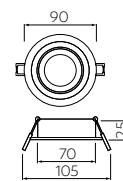

GZ-MR16-0000
Akcesoria.
Do kupienia
oddzielnie.
Accessories.
Optional to buy
separately.



OP-OPRKW1-80	max 50 W	aluminium, aluminium	srebrny, silver	50 g	5901867127839
OP-OPRKW1-20			czarny, black		5901867127853

▶ OPRAWA SUFITOWA PUNKTOWA UCHYLNA **MORENA**

Tilt-down ceiling fixture

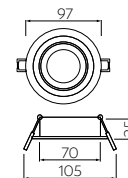


GZ-MR16-0000
Akcesoria.
Do kupienia oddzielnie.
Accessories.
Optional to buy
separately.

OP-OPROK1-80	max 50 W	aluminium, aluminium	srebrny, silver	50 g	5901867127792
OP-OPROK1-20			czarny, black		5901867127815

▶ OPRAWA SUFITOWA PUNKTOWA **CANNA**

Tilt-down ceiling fixture

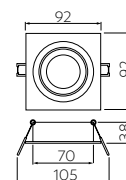



GZ-MR16-0000
Akcesoria.
Do kupienia oddzielnie.
Accessories.
Optional to buy
separately.

OP-CANOKB-10	max 50 W	aluminium, aluminium	biały, white	55 g	5902801480225
OP-CANOKC-00			czarny, black		5902801478703

▶ OPRAWA SUFITOWA PUNKTOWA **CANNA**

Tilt-down ceiling fixture

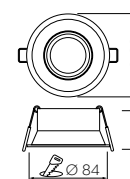


GZ-MR16-0000
Akcesoria.
Do kupienia oddzielnie.
Accessories.
Optional to buy
separately.

OP-CANKWB-10	max 50 W	aluminium, aluminium	biały, white	55 g	5902801489570
OP-CANKWC-00			czarny, black		5902801489648

▶ OPRAWA SUFITOWA PUNKTOWA UCHYLNA **SALTO**

Tilt-down ceiling fixture



360°



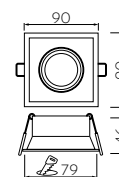
GZ-MR16-0000
Akcesoria.
Do kupienia oddzielnie.
Accessories.
Optional to buy
separately.

OP-SALOK-10	max 50 W	aluminium, aluminium	biały, white	97 g	5901867197573
OP-SALOK-00			czarny, black		5902801433757

▶ OPRAWA SUFITOWA PUNKTOWA UCHYLNA **SALTO**

Tilt-down ceiling fixture

360°



GZ-MR16-0000
Akcesoria.
Do kupienia oddzielnie.
Accessories.
Optional to buy
separately.

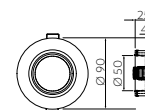



OP-SALKW-10	max 50 W	aluminium, aluminium	biały, white	98 g	5901867197580
OP-SALKW-00			czarny, black		5902801433559

▶ OPRAWA SUFITOWA PUNKTOWA **PALACE II**

Ceiling spot light fixture

360°



GZ-MR16-0000
Akcesoria.
Do kupienia oddzielnie.
Accessories.
Optional to buy
separately.

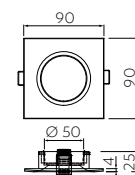
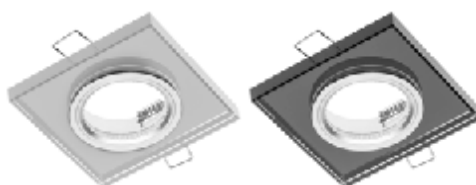


OP-PALACEDOK-10	max 50 W	szkło, glass	biały, white	125 g	5902801130038
OP-PALACEDOK-20			czarny, black		5902801130083

▶ OPRAWA SUFITOWA PUNKTOWA **PALACE II**

Ceiling spot light fixture

360°



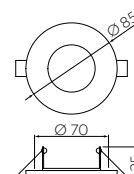
GZ-MR16-0000
Akcesoria.
Do kupienia oddzielnie.
Accessories.
Optional to buy
separately.



OP-PALACEDKW-10	max 50 W	szkło, glass	biały, white	165 g	5902801130052
OP-PALACEDKW-20			czarny, black		5902801130069

▶ OPRAWA SUFITOWA PUNKTOWA **MAREA**

Ceiling spot light fixture

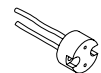


GZ-MR16-0000
Akcesoria.
Do kupienia oddzielnie.
Accessories.
Optional to buy
separately.

OP-MAROK-00	max 50 W	stal, steel	czarny, black	95 g	5902801433092
OP-MAROK-10			biały, white		5901867197597
OP-MAROK-02			inox, inox		5901867197603

OPRAWA SUFITOWA PUNKTOWA **ARIES**

Ceiling spot light fixture



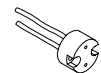
GZ-MR16-0000
Akcesoria.
Do kupienia
oddzielnie.
Accessories.
Optional to buy
separately.



	📁	Ⓜ	📦	🦋	🏠	📊
1	OP-ARIOK-11	max 20 W	PC	czarny, black	50 g	5902801440564
2	OP-ARIOK-22			czarny chrom, black chrome		5902801440250
3	OP-ARIOK-23			chrom, chrome		5902801440267
4	OP-ARIOK-13			złoto, gold		5902801441295

OPRAWA SUFITOWA PUNKTOWA **ARIES**

Ceiling spot light fixture



GZ-MR16-0000
Akcesoria.
Do kupienia
oddzielnie.
Accessories.
Optional to buy
separately.



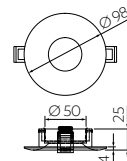
	📁	Ⓜ	📦	🦋	🏠	📊
1	OP-ARIKW-11	max 20 W	PC	biały/czarny, white/black	60 g	5902801442582
2	OP-ARIKW-22			czarny chrom, black chrome	50 g	5902801442810
3	OP-ARIKW-23			chrom, chrome		5902801441790
4	OP-ARIKW-13			złoto, gold		5902801400131

OPRAWA SUFITOWA PUNKTOWA **AURORA**

Ceiling spot light fixture



360°



GZ-MR16-0000
Akcesoria.
Do kupienia
oddzielnie.
Accessories.
Optional to buy
separately.

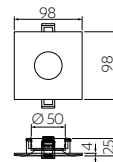



	📁	Ⓜ	📦	🦋	🏠	📊
OP-AUROKB-10		max 50 W	aluminium, aluminium	biały, white	100 g	5902801238819
OP-AUROKS-52				satyna, satin		5902801239731
OP-AUROKC-00				czarny, black		5902801267895

▶ OPRAWA SUFITOWA PUNKTOWA **AURORA**

Ceiling spot light fixture

360°



GZ-MR16-0000
Akcesoria.
Do kupienia
oddzielnie.
Accessories.
Optional to buy
separately.

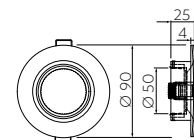


Folder	W	Aluminiowy	Bezbarwny	Waga	Barcode
OP-AURKWB-10	max 50 W	aluminium, aluminium	biały, white	130 g	5902801239991
OP-AURKWS-52			satyna, satin		5902801240034
OP-AURKWC-00			czarny, black		5902801267901

▶ OPRAWA SUFITOWA PUNKTOWA **ALESSIO**

Ceiling spot light fixture

360°



Akcesoria.
Do kupienia
oddzielnie.
Accessories.
Optional to buy
separately.

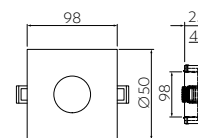


Folder	W	Aluminiowy	Bezbarwny	Waga	Barcode
OP-ALSOK-10	max 50 W	aluminium, aluminium	biały, white	100 g	5902801242250
OP-ALSOK-00			czarny, black		5902801242618
OP-ALSOK-52			satyna, satin		5902801242687

▶ OPRAWA SUFITOWA PUNKTOWA **ALESSIO**

Ceiling spot light fixture

360°



Akcesoria.
Do kupienia
oddzielnie.
Accessories.
Optional to buy
separately.



Folder	W	Aluminiowy	Bezbarwny	Waga	Barcode
OP-ALSKW-10	max 50 W	aluminium, aluminium	biały, white	130 g	5902801243479
OP-ALSKW-00			czarny, black		5902801242007
OP-ALSKW-52			satyna, satin		5902801243585

▶ OPRAWA SUFITOWA PUNKTOWA UCHYLNA **LINTO**

Tilt-down ceiling fixture



GZ-MR16-0000
Akcesoria.
Do kupienia
oddzielnie.
Accessories.
Optional to buy
separately.

Folder	W	Material	Color	Weight	Barcode
OP-LINTOK-00	max 20 W LED only	PC	czarny, black	40 g	5902801320170
OP-LINTOK-10			biały, white		5902801320132
OP-LINTOK-52			biały/czarny, white/black		5902801320484

▶ OPRAWA SUFITOWA PUNKTOWA **KERLA**

Ceiling spot light fixture



Akcesoria.
Do kupienia
oddzielnie.
Accessories.
Optional to buy
separately.
GZ-MR16-0000

Folder	W	Material	Color	Weight	Barcode
OP-KERLKW-10	max 20 W LED only	PC	biały, white	25 g	5902801320026
OP-KERLKW-00			czarny, black		5902801320507

▶ OPRAWA SUFITOWA PUNKTOWA **ELVA**

Ceiling spot light fixture



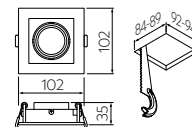
Akcesoria.
Do kupienia
oddzielnie.
Accessories.
Optional to buy
separately.
GZ-MR16-0000

Folder	W	Material	Color	Weight	Barcode
1 OP-ELVAOBB-10	max 20 W	aluminium/ szkło, aluminium/ glass	biały, white	145 g	5902801365997
2 OP-ELVAOCC-00			czarny, black		5902801366017
3 OP-ELVAOBC-11			biały/czarny, white/black		5902801366215
4 OP-ELVAOBM-13			biały/złoty, white/gold		5902801366239
5 OP-ELVAOCM-03			czarny/złoty, black/gold		5902801366611



▶ OPRAWA SUFITOWA PUNKTOWA UCHYLNA **RUBIO**

Tilt-down ceiling fixture



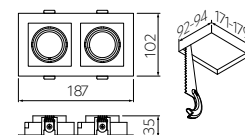

GZ-MR16-0000
Akcesoria.
Do kupienia oddzielnie.
Accessories.
Optional to buy separately.



Folder	W	Material	Color	Weight	Barcode
OP-RUBIOKW1-10	max 10 W LED only	PC	biały, white	42 g	5902801319655
OP-RUBIOKW1-00			czarny, black		5902801319600

▶ OPRAWA SUFITOWA PUNKTOWA UCHYLNA **RUBIO**

Tilt-down ceiling fixture



GZ-MR16-0000
Akcesoria.
Do kupienia oddzielnie.
Accessories.
Optional to buy separately.




Folder	W	Material	Color	Weight	Barcode
OP-RUBIOKW2-10	max 10 W LED only	PC	biały, white	84 g	5902801319686
OP-RUBIOKW2-00			czarny, black		5902801319846

OPRAWA NA WYSIĘGNIKU **KATANI**

Fixture with arm



WARRANTY PROTECTION INSIDE



LD-KAT400-01	8 W	640 lm	● 4000 K	400	chrom, chrome	250 g	5902801399077	
LD-KAT600-01	12 W	960 lm		600	aluminium + PC, aluminium + PC	430 g	5902801399299	
LD-KAT400-10	8 W	640 lm		400		czarny, black	250 g	5902801399428
LD-KAT600-10	12 W	960 lm		600		aluminium + PC	430 g	5902801399336
LD-KAT400-00	8 W	640 lm		400		biały, white	250 g	5902801399695
LD-KAT600-00	12 W	960 lm		600		430 g	5902801399664	

OPRAWA LED **ZITA**

LED fixture



WARRANTY PROTECTION INSIDE



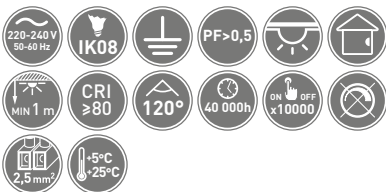
LD-ZIT600W-01	15 W	● 4000 K	1200 lm	chrom, chrome	aluminium + PC, aluminium + PC	5902801399329
LD-ZIT600W-00				biały, white		460 g

OPRAWA LED **JASMIN**

LED fixture



WARRANTY PROTECTION INSIDE



LD-JAS15W-40	15 W	● 4000 K	1200 lm	biały, white	PC	760 g
						5902801200540

OPRAWA ŚCIENNA **SANTO BIS**

Wall light fixture



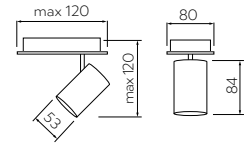

WARRANTY GU10



OS-SAN20WOK1B-10	max 20 W	biały, white	aluminium, aluminium	310 g	5902801336300
OS-SAN20WOK1B-00		czarny, black			5902801336355

▶ OPRAWA ŚCIENNA **VENETO**

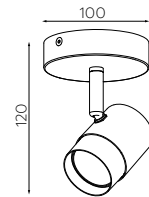
Wall light fixture



OS-VEN20WO1-00	max 20 W	biały, white	aluminium, aluminium	256 g	5902801442988
OS-VEN20WO1-10		czarny, black			5902801443237

▶ OPRAWA ŚCIENNA **ORIO**

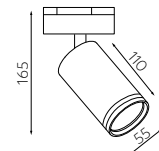
Wall light fixture



OS-ORI-GU10-00	max 20 W	biały, white	aluminium, aluminium	350 g	5902801391224
OS-ORI-GU10-10		czarny, black		350 g	5902801391019

▶ OPRAWA ŚCIENNA **SOLIS**

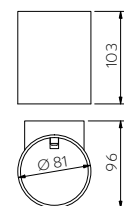
Wall light fixture



OS-SOL-GU10-00	max 50 W	biały, white	aluminium, aluminium	226 g	5902801435522
OS-SOL-GU10-10		czarny, black			5902801428982

▶ OPRAWA ŚCIENNA **CAMPIONE**

Wall light fixture



OS-CAMD40WG9OK-10	max 40 W	biały, white	aluminium, aluminium	259 g	5902801412509
OS-CAMD40WG9OK-00		czarny, black			5902801412578

▶ OPRAWA ŚCIENNA **CAMPIONE**
Wall light fixture



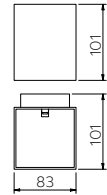
WARRANTY



G9



DOUBLE-SIDED
LIGHTING



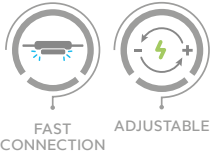
OS-CAMD40WG9KW-10	max 40 W	biały, white	aluminium, aluminium	234 g	5902801412547
OS-CAMD40WG9KW-00		czarny, black			5902801438806



CAMPIONE

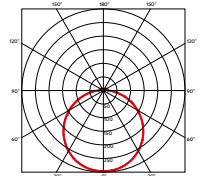
▶ PLAFONIERA LED **MARS**
LED ceiling light fixture

NEW



LD-MAR24W-12W-CCT-00		3000 K			biała, white		5902801499913
LD-MAR24W-12W-CCT-10	24-18-12 W	4000 K	100 lm/W	PP	czarna, black	780 g	5902801499937
LD-MAR24W-12W-CCT-15		6500 K			szara, gray		5902801499951

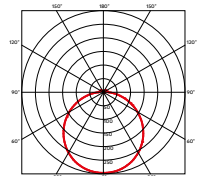
▶ PLAFONIERA LED **BESA**
LED ceiling light fixture



LD-BES24WOK-40		4000 K			biała, white		5902801041532
LD-BES24WOK-30	24 W	3000 K	2400 lm	PC	czarna, black	880 g	5902801289255
LD-BES24WOKBL-30		3000 K			czarna, black		5902801403767

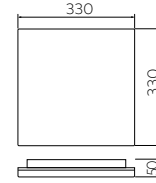
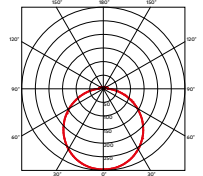
▶ PLAFONIERA LED **BESA**
LED ceiling light fixture

NEW



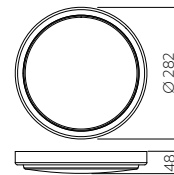
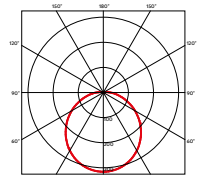
LD-BES24WOK-DIM-30					biała, white		5902801421143
LD-BES24WOKBL-DIM-30	24 W	3000 K	2400 lm	PC	czarna, black	880 g	5902801467394
LD-BES24WOKBL-DIM-40		4000 K			czarna, black		5902801517808

▶ PLAFONIERA LED **BESA**
LED ceiling light fixture



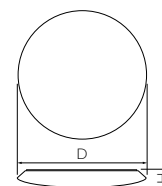

LD-BES24WKW-30	24 W	● 3000 K	2400 lm	PC	biała, white	880 g	5902801289385
LD-BES24WKW-40		● 4000 K					5902801041891

▶ PLAFONIERA LED **MOON**
LED ceiling light fixture



LD-MOON12W-NB	12 W	● 4000 K	1200 lm	PC/PC	biała, white	630 g	5902801219443
LD-MOON18W-NB	18 W		1800 lm				5902801219498

▶ PLAFONIERA LED **NEPTUN**
LED ceiling light fixture

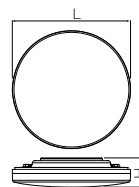
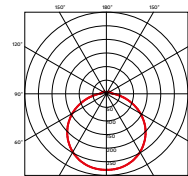


	D	H
LD-NEPT18W-NW	Ø 280	47
LD-NEPT28W-NW	Ø 380	57
LD-NEPT45W-NW	Ø 480	68

*mm

LD-NEPT18W-NW	18 W	● 4000 K	1530 lm	PP	biała, white	250 g	5902801435645
LD-NEPT28W-NW	28 W		2380 lm			390 g	5902801435669
LD-NEPT45W-NW	45 W		3825 lm			590 g	5902801435706

▶ PLAFONIERA LED **FENIX**
LED ceiling light fitting

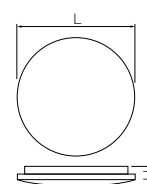
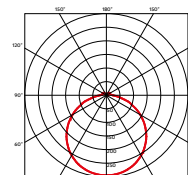


	L	H
LD-FEN20W-NW-00	295	81
LD-FEN30W-NW-00	345	83

*mm

	W	Color	Beam	Material	Finish	PF	Weight	Barcode
LD-FEN20W-NW-00	20 W	4000 K	2000 lm	akryl, acrylic	biały, white	0,5	850 g	5902801326318
LD-FEN30W-NW-00	30 W	4000 K	3000 lm	akryl, acrylic	biały, white	0,9	900 g	5902801326424

▶ PLAFONIERA LED **SATURN BIS**
LED ceiling light fitting

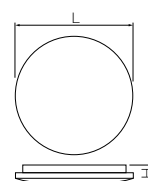
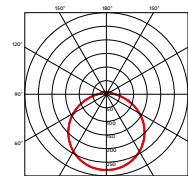
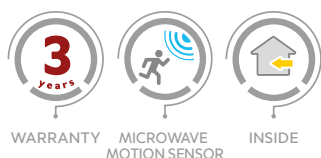


	L	H
LD-SATU12W-NW-00	253	55
LD-SATU18W-NW-00	315	60
LD-SATU24W-NW-00	375	60
LD-SATU32W-NW-00	375	60
LD-SATU48W-NW-00	475	65

*mm

	W	Color	Beam	Material	Finish	PF	Weight	Barcode
LD-SATU12W-NW-00	12 W	4000 K	960 lm	akryl, acrylic	biały, white	0,5	550 g	5902801391958
LD-SATU18W-NW-00	18 W		1440 lm				860 g	5902801391941
LD-SATU24W-NW-00	24 W		1920 lm				1190 g	5902801392146
LD-SATU32W-NW-00	32 W		2560 lm				1400 g	5902801367045
LD-SATU48W-NW-00	48 W		4020 lm				2430 g	5902801334269

▶ PLAFONIERA LED Z MIKROFALOWYM CZUJNIKIEM RUCHU **SATURN**
LED ceiling light fixture with a microwave motion sensor



	L	H
LD-SATU12WM-NB	ø245	59
LD-SATU18WM-NB	ø290	61
LD-SATU24WM-NB	ø315	67

*mm

	W	Color	Beam	Material	Finish	Weight	Barcode
LD-SATU12WM-NB	12 W	4000 K	900 lm	akryl, acrylic	biały, white	390 g	5902801285134
LD-SATU18WM-NB	18 W		1300 lm			520 g	5902801285264
LD-SATU24WM-NB	24 W		1600 lm			660 g	5902801285110

NEW

▶ PLAFONIERA LED **KIOTO**
LED ceiling light fitting



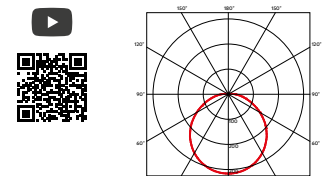
LD-KOT16W-NW	16 W	4000 K	1600 lm	-	tworzywo, plastic	biały, white	880 g	5902801595097
LD-KOT16W3H-NW*				3h			1002 g	5902801595110

▶ PLAFONIERA LED **TOKIO**
LED ceiling light fixture



LD-TOK22W-40	22 W	4000 K	2000 lm	PC / PC	biała, white	1000 g	5902801283888

▶ PLAFONIERA LED Z MIKROFALOWYM CZUJNIKIEM RUCHU **TOKIO**
LED ceiling light fixture with a microwave motion sensor



LD-TOK16WD-40	16 W	4000 K	1200 lm	PC/PC	biała, white	1000 g	5902801001840
LD-TOK22WD-40	22 W		2000 lm				5902801001826

▶ PLAFONIERA LED Z MIKROFALOWYM CZUJNIKIEM RUCHU **OSAKA**

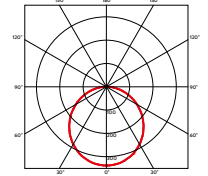
LED ceiling light fixture with microwave sensor



WARRANTY PROTECTION MICROWAVE MOTION SENSOR CORRIDOR FUNCTION



INSIDE/
OUTSIDE



	L
LD-OSA16WD-40	ø260
LD-OSA22WD-40	ø300

*mm

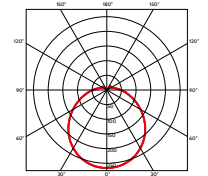
	W	Color	lm	Material	Color	Weight	Barcode
LD-OSA16WD-40	16 W	4000 K	1450 lm	PC/PC	biała, white	880 g	5902801284892
LD-OSA22WD-40	22 W	4000 K	2000 lm	PC/PC	biała, white	920 g	5902801282188

▶ PLAFONIERA LED Z MIKROFALOWYM CZUJNIKIEM RUCHU **ASTI**

LED ceiling light fitting with a microwave motion sensor



WARRANTY MICROWAVE MOTION SENSOR CORRIDOR FUNCTION INSIDE/
OUTSIDE



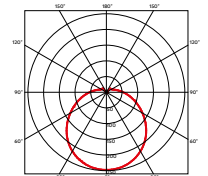
	W	Color	lm	Material	Color	Weight	Barcode
LD-ASTID13-NW-00	13 W	4000 K	1100 lm	tworzywo sztuczne, plastic	biała, white	450 g	5902801360558

▶ PLAFONIERA LED **ASTRA**

LED ceiling light fitting



WARRANTY PROTECTION INSIDE/
OUTSIDE

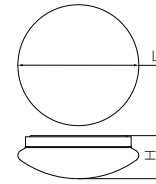


	L	H
LD-ASTR12W-NW-00	250	82
LD-ASTR18W-NW-00	330	95
LD-ASTR24W-NW-00	375	108

*mm

	W	Color	lm	Material	Color	Weight	Barcode
LD-ASTR12W-NW-00	12 W	4000 K	960 lm	akryl, acrylic	biała, white	530 g	5902801391934
LD-ASTR18W-NW-00	18 W	4000 K	1440 lm	akryl, acrylic	biała, white	880 g	5902801391354
LD-ASTR24W-NW-00	24 W	4000 K	1920 lm	akryl, acrylic	biała, white	1180 g	5902801391965

▶ PLAFONIERA LED Z MIKROFALOWYM CZUJNIKIEM RUCHU **ASTRA**
LED ceiling light fitting with a microwave motion sensor



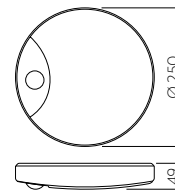
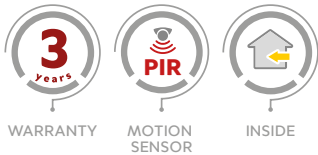
	L	H
LD-ASTR12WM-NW-00	245	59
LD-ASTR18WM-NW-00	315	59
LD-ASTR24WM-NW-00	375	59

*mm



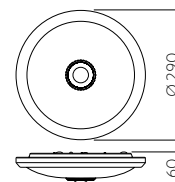
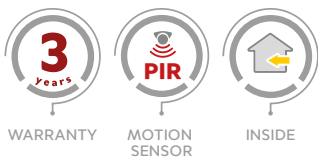
	W	Color	Beam Angle	Material	Finish	Weight	Barcode
LD-ASTR12WM-NW-00	12 W	● 4000 K	960 lm	akryl, acrylic	biała, white	600 g	5902801392177
LD-ASTR18WM-NW-00	18 W		1440 lm			950 g	5902801350221
LD-ASTR24WM-NW-00	24 W		1920 lm			1250 g	5902801350238

▶ PLAFONIERA LED Z CZUJNIKIEM RUCHU **LOGOS**
LED ceiling light fixture with motion sensor



	W	Color	Beam Angle	Material	Finish	Weight	Barcode
LD-LOG16W-LED	16 W	● 4000 K	1200 lm	tworzywo sztuczne, plastic	biała, white	508 g	5901867197085

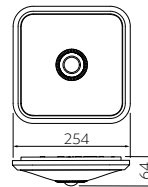
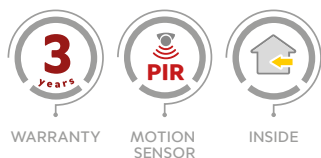
▶ PLAFONIERA LED Z CZUJNIKIEM RUCHU **ITALIA**
LED ceiling light fixture with motion sensor



	W	Color	Beam Angle	Material	Finish	Weight	Barcode
OS-ITL12W-LED	12 W	● 4000 K	900 lm	PC	biała, white	560 g	5901867158291
OS-ITL16W-LED	16 W		1200 lm				5901867197016

▶ PLAFONIERA LED Z CZUJNIKIEM RUCHU **ITALIA**

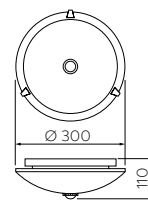
LED ceiling light fixture with motion sensor



OS-ITL12WKW-LED	12 W	4000 K	900 lm	PC	biała, white	420 g	5902801282089

▶ PLAFONIERA Z CZUJNIKIEM RUCHU

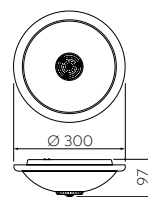
Ceiling fixture with motion sensor



OS-PLCRKM-00	szkło + metal, glass + metal	mleczny, soft white	1320 g	5908231302885

▶ PLAFONIERA Z CZUJNIKIEM RUCHU **VIZELA**

Ceiling fixture with motion sensor



OS-PLCRKZ-00	szkło + metal, glass + metal	biały, white	860 g	5908231339973

▶ **PLAFONIERA Z MIKROFALOWYM CZUJNIKIEM RUCHU**
Ceiling fixture with microwave motion sensor




OS-PLCZMI-00	tworzywo, plastic	mleczny, soft white	500 g	5908231336996

▶ **PLAFONIERA LED ATOL**
LED ceiling light fitting



1	LD-ATOL32W-NW-10 LD-ATOL32W-WW-10	32 W	● 4000 K ● 3000 K	2560 lm	akryl, acrylic	1400 g	czarny, black inox, inox	5902801392122 5902801366703
2	LD-ATOL32W-NW-02 LD-ATOL32W-WW-02		● 4000 K ● 3000 K				złoty, gold	5902801350283 5902801366512
3	LD-ATOL32W-NW-40 LD-ATOL32W-WW-40		● 4000 K ● 3000 K				chrom chrome	5902801350207 5902801366550
4	LD-ATOL32W-NW-01 LD-ATOL32W-WW-01		● 4000 K ● 3000 K					5902801432811 5902801433108

▶ **PLAFONIERA LED ALTAR**
LED ceiling light fitting



1	LD-ALT24W-NW-10	24 W	● 4000 K	1680 lm	akryl, metal, pc	495 g	grafit, graphite	5902801433054
2	LD-ALT24W-NW-80						szary, gray	5902801400667
3	LD-ALT24W-NW-40						złoty, golden	5902801432866

▶ PLAFONIERA LED **TULA**

LED ceiling light fitting



1	LD-TUL24W-NW-00	24 W	● 4000 K	1680 lm	acryl, metal, PC	czarny, black	5902801432941
2	LD-TUL24W-NW-80					szary, gray	5902801421662
3	LD-TUL24W-NW-40					złoty, golden	5902801433238

▶ PLAFONIERA

Ceiling fixture



	OS-PLCZOO-00	tworzywo, plastic,	mleczny, soft white,	300 g	5902801341601		

▶ PLAFONIERA LED **SORI**

LED ceiling light fitting



	LD-SORI48W-CCT-10	48 W	● 3000 K ● 4000 K ● 6000 K	3840 lm	acryl, PC	biały, white	1142 g	5902801433184

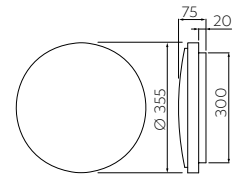
▶ PLAFONIERA LED **DELION**

LED ceiling light fitting



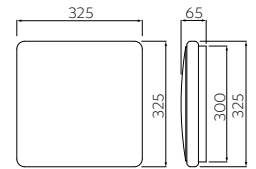
	LD-DEL32W-NW-10	32 W	● 4000 K	2560 lm	acryl, metal	biały, white	535 g	5902801433184

▶ PLAFONIERA LED **ROSALI**
LED ceiling light fitting



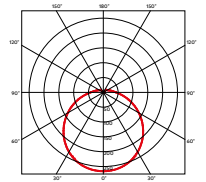
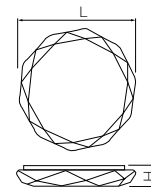
LD-ROSA24WOK-NW-10	24 W	4000 K	1920 lm	akryl, metal, PC	biały, white	406 g	5902801432972

▶ PLAFONIERA LED **ROSALI**
LED ceiling light fitting



LD-ROSA24WKW-NW-10	24 W	4000 K	1920 lm	akryl, metal, PC	biały, white	452 g	5902801433153

▶ PLAFONIERA LED **STARS BIS**
LED ceiling light fixture



	L	H
LD-STARS24W-NW-00	380	84
LD-STARS48W-NW-00	485	105

*mm

LD-STARS24W-NW-00	24 W	4000 K	1920 lm	PC	0,5	1160 g	5902801392139
LD-STARS48W-NW-00	48 W		3840 lm		0,9	2520 g	5902801326127

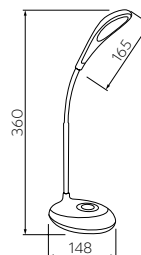
LAMPKA BIURKOWA LED **GALACTIC LED**

Desktop LED lamp

360°



WARRANTY DIMMABLE RGBW



LB-GAL3WRU-10	3 W	120 lm	4000 K	tworzywo, plastic	biały, white	314 g	5902801010392

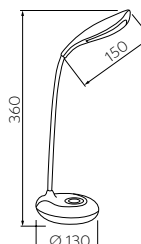
LAMPKA BIURKOWA LED **GALACTIC LED**

Desktop LED lamp

360°



WARRANTY DIMMABLE RGBW



LB-GAL5WRU-10	5 W	240 lm	4000 K	tworzywo, plastic	biały, white	554 g	5902801010408

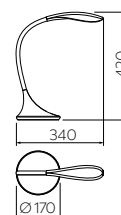
LAMPKA BIURKOWA LED **HALLEY**

Desktop LED lamp

360°



WARRANTY 3 LIGHT MODES



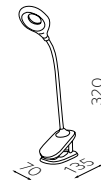
LB-HAL8W-00-DEC	8 W	500 lm	4000 K	tworzywo, plastic	biały, white	1660 g	5902801345432
LB-HAL8W-10-DEC				czarny, black	5902801345487		

LAMPKA BIURKOWA LED RINGO

Desktop LED lamp



WARRANTY DIMMABLE CCT



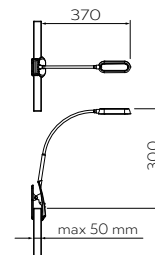
LB-RIN4W-00-DEC	4 W	200 lm	● 3000 K ● 4000 K ● 6000 K	ABS	biały, white, czarny, black	210 g	5902801449406 5902801449789
-----------------	-----	--------	----------------------------------	-----	--------------------------------	-------	--------------------------------

LAMPKA BIURKOWA LED FROGY

Desktop LED lamp



WARRANTY



360°



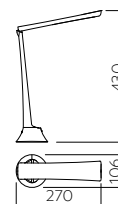
LB-FRO5W-00-DEC	5 W	300 lm	● 4000 K	ABS	biały, white	520 g	5902801301650
-----------------	-----	--------	----------	-----	--------------	-------	---------------

LAMPKA BIURKOWA LED FLOWER

Desktop LED lamp



WARRANTY



360°



LB-FLOW4W-06-DEC	4 W	240 lm	● 4000 K	ABS	biały/czarny, white/black	740 g	5902801301261
------------------	-----	--------	----------	-----	---------------------------	-------	---------------

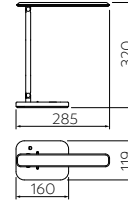
LAMPKA BIURKOWA LED **HIKARI**

Desktop LED lamp

360°



WARRANTY DIMMABLE CCT



LB-HIK6WCCT-00	6 W	400 lm	<ul style="list-style-type: none"> ● 3000 K ● 4000 K ● 6000 K 	PC	biały, white	520 g	5902801228360
LB-HIK6WCCT-10					czarny, black		5902801228100

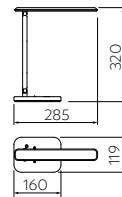

LAMPKA BIURKOWA LED **IZUKA**

Desktop LED lamp

360°



WARRANTY DIMMABLE WIRELESS CHARGING CCT



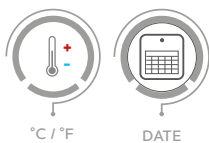
LB-IZK6WCCT-00	6 W	400 lm	<ul style="list-style-type: none"> ● 3000 K ● 4000 K ● 6000 K 	PC	biały, white,	520 g	5902801226960
LB-IZK6WCCT-10					czarny, black		5902801226120

LAMPKA BIURKOWA LED **GALACTIC LED**

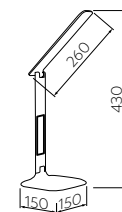
Desktop LED lamp



WARRANTY DIMMABLE CCT TIME



°C / °F DATE



LB-GAL5WM0-10	5 W	240 lm	<ul style="list-style-type: none"> ● 3000 K ● 4000 K ● 6000 K 	tworzywo, plastic	biały, white	732 g	5902801010514
---------------	-----	--------	--	-------------------	--------------	-------	---------------



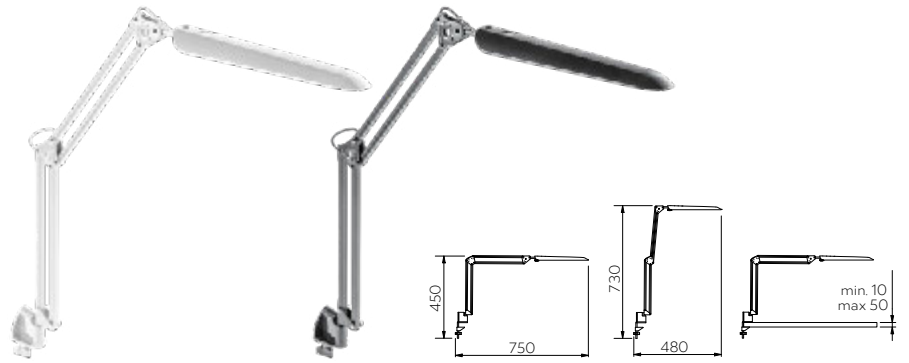
IZUKA

▶ LAMPKA BIURKOWA LED **ARCHITECTO**

Desktop LED lamp



WARRANTY DIMMABLE



LB-ARCH8W-00	8 W	600 lm	4000 K	ABS	biały, white	650 g	5902801357749
LB-ARCH8W-10					czarny, black		5902801357756

▶ LAMPKA BIURKOWA LED **HELIN**

Desktop LED lamp



WARRANTY



360°




LB-HEL6W-25-DEC	6 W	350 lm	4000 K	ABS	niebieski, blue	800 g	5902801346507
LB-HEL6W-20-DEC					różowy, pink		5902801346651
LB-HEL6W-15-DEC					szary, grey		5902801308505
LB-HEL6W-00-DEC					biały, white		5902801346699

▶ LAMPKA STOŁOWA LED **AZELIA**

Table LED lamp



WARRANTY PROTECTION DIMMABLE



LD-AZELIA-10-DEC	2,5 W	200 lm	4000 K	biały, white	aluminium, aluminium	850 g	5902801471018
LD-AZELIA-00-DEC				czarny, black			5902801470943

LAMPKA STOŁOWA LED FIZZI

Table LED lamp



WARRANTY PROTECTION DIMMABLE



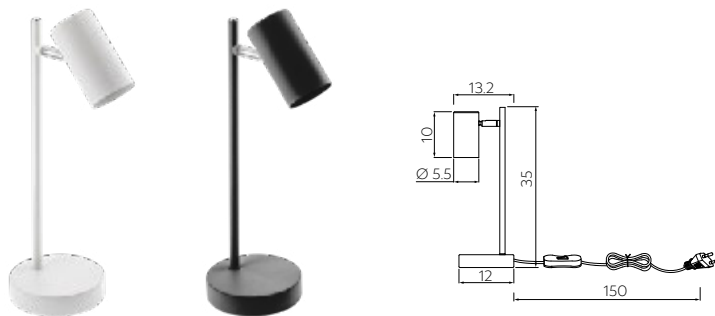
LD-FIZZI-10-DEC	2,5 W	200 lm	● 4000 K	biały, white	aluminium, aluminium	780 g
LD-FIZZI-00-DEC				czarny, black		
						5902801471353
						5902801471612

LAMPKA BIURKOWA LED VENETO

Desktop LED lamp



GU10



LB-VEN20WO-00	max 20 W	aluminium, aluminium	biały, white	825 g	5902801442568
LB-VEN20W-10			czarny, black		5902801403392



AZELIA

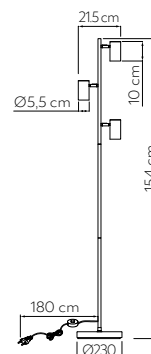
Elegancka lampka stołowa z funkcją ściemniania, gwarantująca ciepły i nowoczesny wystrój wnętrza.

Elegant table lamp with a dimmable function, ensuring a warm ambiance and contemporary interior aesthetics.



▶ LAMPA PODŁOGOWA **VENETO**

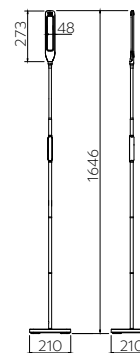
Floor lamp



LP-VEN20WO-00	max 3 x 20 W	tworzywo + metal, plastic + metal	biały, white	3744 g	5902801442971
LP-VEN20W-10			czarny, black		5902801403491

▶ LAMPA PODŁOGOWA LED **VASALIA**

Floor lamp



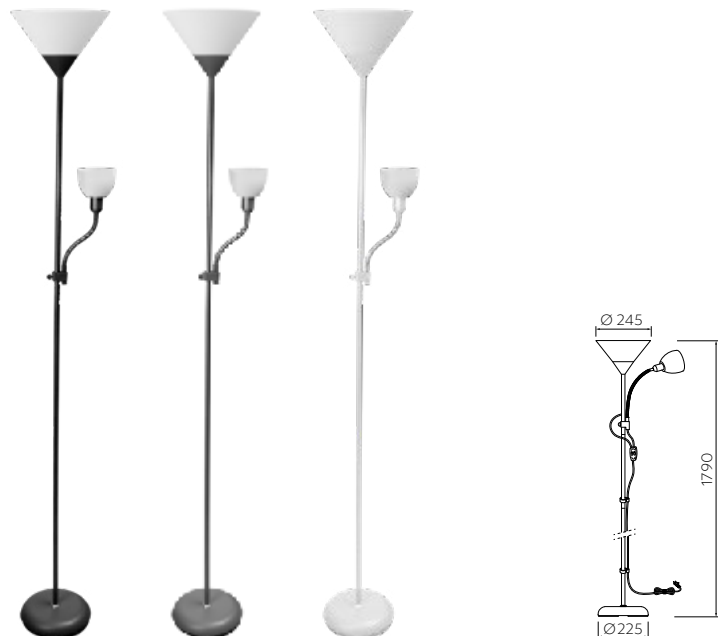
LP-VAS8W-10-DEC	8 W	450 lm	● 2700 K ● 4500 K ● 6500 K	ABS	czarny, black	2250 g	5902801346774

LAMPA PODŁOGOWA LED YORK
Floor lamp



LP-YORK10W-00-DEC	10 W	900 lm	● 3000 K ● 4500 K ● 6000 K	ABS + metal, ABS + metal	biały, white czarny, black	2670 g	5902801301551
LP-YORK10W-10-DEC							5902801301834

LAMPA PODŁOGOWA BENFICA 2
Floor lamp



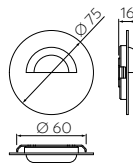
LP-BENFICA2-10			czarny, black		5902801297809
LP-BENFICA2-80	E27 - max 60 W E14 - max 40 W	tworzywo + metal, plastic + metal	szary, grey	3000 g	5908231398123
LP-BENFICA2-00			biały, white		5902801298233

▶ OPRAWA SCHODOWA LED **ESCADA**

Staircase LED fixture



WARRANTY



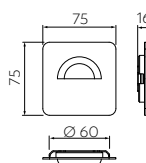
LD-ESOA084-51	0,8 W	● 4000 K	70 lm	inox, inox	5902801211119

▶ OPRAWA SCHODOWA LED **ESCADA**

Staircase LED fixture



WARRANTY


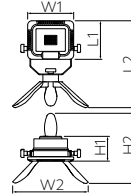


LD-ESKA084-51	0,8 W	● 4000 K	70 lm	inox, inox	5902801211270



ESCADA

▶ NAŚWIETLACZ LED **ALLEDO**
LED floodlight

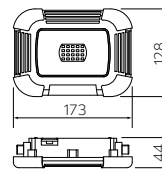


	L1	L2	W1	W2	H1	H2
LD-ALCX10W-64	87	228	108	213	58	180
LD-ALCX20W-64	109	250	129	213	72	80

*mm

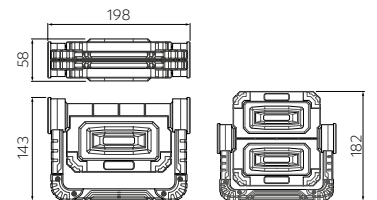
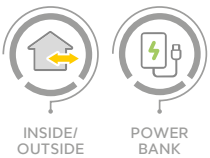
	W	Beam	Light	PF	Battery	Material	Weight	Barcode
LD-ALCX10W-64	10 W	6400 K	800 lm	-	Li-ion 4000 mAh 3,7 V	PC + szkło, PC + glass	390 g	5902801330292
LD-ALCX20W-64*	20 W		1600 lm	>0,5	Li-ion 4000 mAh 7,4 V		570 g	5902801330230

▶ NAŚWIETLACZ LED **ONYX**
LED floodlight



	W	Beam	Light	Battery	Material	Weight	Barcode
LD-OXCX10W-64	10 W	6400 K	800 lm	Li-ion 4000 mAh 3,7 V	PC + szkło, PC + glass	370 g	5902801343889
LD-OXCX20W-64	20 W		1600 lm	Li-ion 8000 mAh 3,7 V		550 g	5902801330490

▶ NAŚWIETLACZ LED **WORKY**
LED floodlight



	W	Beam	Light	Battery	Material	Weight	Barcode
LD-WORKY-2X10W-64	2 × 10 W	6400 K	1200 lm	Li-ion 5000 mAh 3,7 V	Nylon + TPR	560 g	5902801499975

▶ OPRAWA PRZENOŚNA
Portable fixture



	W	Material	Weight	Barcode
OS-KAN527-24	60 W	tworzywo + metal, plastic + metal	550 g	5908231301307

▶ OPRAWA PRZENOŚNA
Portable fixture

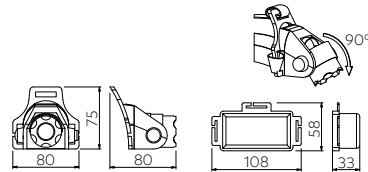


OS-KAG508-10	tworzywo, plastic	5908231301284

▶ LATARKA LED
LED Flashlight

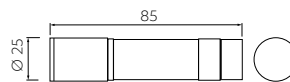


ZOOM



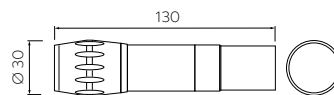
LT-LC6WT3-60	6 W	6400 K	350 lm	aluminium, aluminium	175 g	5902801216336

▶ LATARKA LED
LED Flashlight



LT-LK3WBL-60	3 W	6400 K	150 lm	aluminium, aluminium	35 g	5902801260063

▶ LATARKA LED
LED Flashlight

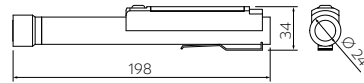


LT-LKSZ3W-60	5 W	6400 K	300 lm	aluminium, aluminium	130 g	5902801260124

▶ LATARKA LED
LED Flashlight



WARRANTY

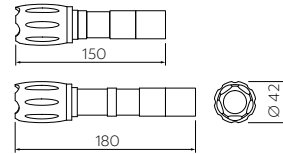


LT-LB6WT2-60	6 W	6400 K	400 lm	aluminium, aluminium	140 g	5902801215858

▶ LATARKA LED
LED Flashlight



WARRANTY

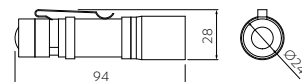


LT-LB8WT6-60	8 W	6400 K	800 lm	aluminium, aluminium	135 g	5902801215278

▶ LATARKA LED
LED Flashlight



WARRANTY



LT-LB3WT4-60	3 W	6400 K	200 lm	aluminium, aluminium	40 g	5902801215797

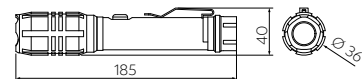
▶ LATARKA LED
LED Flashlight



WARRANTY



POWER BANK



LT-LA8WT2-60	8 W	6400 K	800 lm	aluminium, aluminium	220 g	5902801215865





OŚWIETLENIE ZEWNĘTRZNE


OUTDOOR LIGHTING

— NAŚWIETLACZE FLOODLIGHTS	170
— OGRODOWE I DOGRUNTOWE GARDEN AND IN-GROUND	174
— ELEWACYJNE FACADE	183
— SOLARNE SOLAR	196



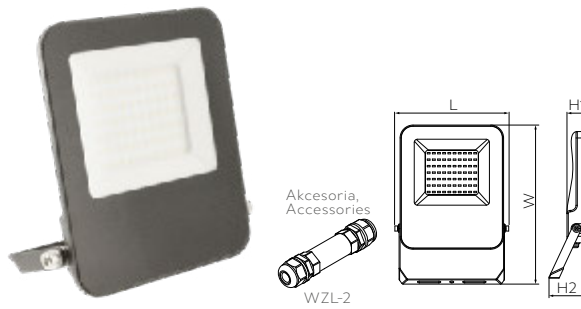
▶ NAŚWIETLACZ LED **STERN**
LED floodlight

NEW



	📁	⚡	●	☀️	📊
1	LD-STERN200W	200 W	● 4000 K	30000 lm	5902801608438
2	LK-STERN-BR	-	-	-	5902801608452
3	LK-STERN-CONN	-	-	-	5902801608476

▶ NAŚWIETLACZ LED **ALTON**
LED floodlight




📁	L	W	H1	H2
LD-ALTON20W-40	120	160	30	49
LD-ALTON30W-40	160	225	30	58
LD-ALTON50W-40	180	250	30	58
LD-ALTON100W-40	228	295	30	58

*mm

	📁	⚡	●	☀️	📦	🚫	📦	📊
LD-ALTON20W-40	20 W	● 4000 K	2000 lm	aluminium + szkło, aluminium + glass	czarny, black	350 g	5902801404177	
LD-ALTON30W-40	30 W		3000 lm			370 g	5902801404191	
LD-ALTON50W-40	50 W		5000 lm			750 g	5902801404221	
LD-ALTON100W-40	100 W		10000 lm			1200 g	5902801404108	

▶ NAŚWIETLACZ LED **VIPER**
LED floodlight



📁	L	W	H
LD-VIPERS30W-40	198	191	34
LD-VIPERS50W-40	229	214	35
LD-VIPERS100W-40	306	268	58
LD-VIPERS150W-40	367	315	72

*mm

	📁	⚡	●	☀️	📦	🚫	📦	📊
LD-VIPERS30W-40	30 W	● 4000 K	2700 lm	aluminium + szkło, aluminium + glass	czarny, black	860 g	5902801266195	
LD-VIPERS50W-40	50 W		4500 lm			1150 g	5902801266263	
LD-VIPERS100W-40	100 W		10000 lm			2200 g	5902801251764	
LD-VIPERS150W-40	150 W		15000 lm			3500 g	5902801251771	

▶ NAŚWIETLACZ LED Z CZUJNIKIEM RUCHU **iNEXT**

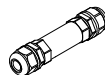
LED floodlight with motion sensor



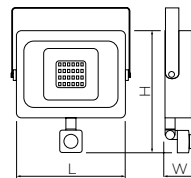
WARRANTY MOTION SENSOR PROTECTION



Akcesoria, Accessories



WZL-2



	L	W	H
LD-INEXT10W-64	110	50	150
LD-INEXT20W-64	160	50	180
LD-INEXT30W-64	160	50	180
LD-INEXT50W-64	190	50	210

*mm

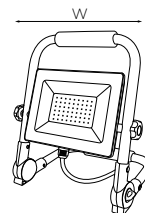
	W	Color	Beam	Material	Finish	Weight	Barcode
LD-INEXT10W-64	10 W		800 lm	aluminium + szkło	czarny, black	250 g	5902801007682
LD-INEXT20W-64	20 W	6400 K	1600 lm	aluminium + szkło	czarny, black	500 g	5902801007699
LD-INEXT50W-64	50 W		4000 lm	aluminium + szkło	czarny, black	1200 g	5902801007712

▶ NAŚWIETLACZ LED **NELI**

LED floodlight



WARRANTY PROTECTION



	W	H
LD-NELI30WP-64	205	210
LD-NELI50WP-64	230	210

*mm

	W	Color	Beam	Material	Finish	Weight	Barcode
LD-NELI30WP-64	30 W		2700 lm	aluminium + szkło	czarny, black	670 g	5902801467431
LD-NELI50WP-64	50 W	6400 K	4500 lm	aluminium + szkło	czarny, black	780 g	5902801467479




NELI



LONDON

Stylowa i nowoczesna oprawa ogrodowa wyposażona w energooszczędne diody LED.

A stylish and modern garden luminaire powered by energy-efficient LEDs.

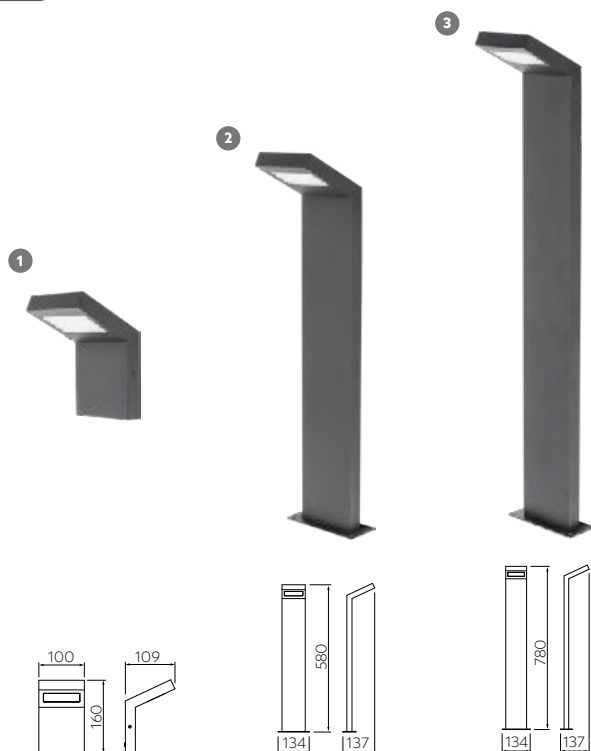


▶ OPRAWA OGRODOWA LED **LONDON**

Garden LED luminaire



WARRANTY PROTECTION



		Ⓜ	●	⊞	⚡	📊	
1	LD-LON10WA-10	10 W	● 4000 K	aluminium + PC aluminum + PC	szary grey	440 g	5902801497377
2	LD-LON10W58P-10					1170 g	5902801479007
3	LD-LON10W78P-10					1480 g	5902801479144

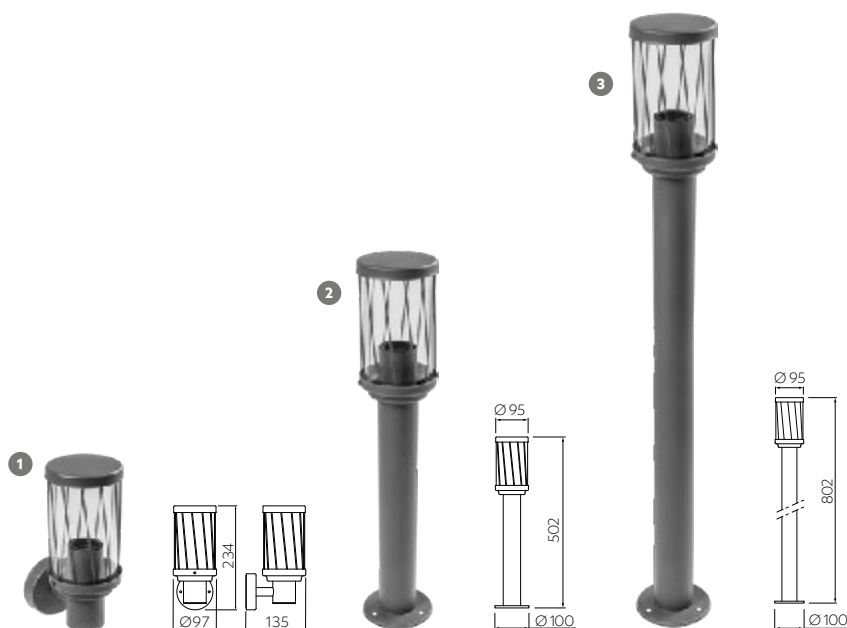
▶ OPRAWA OGRODOWA **KERTA**

Garden luminaire



WARRANTY

E27



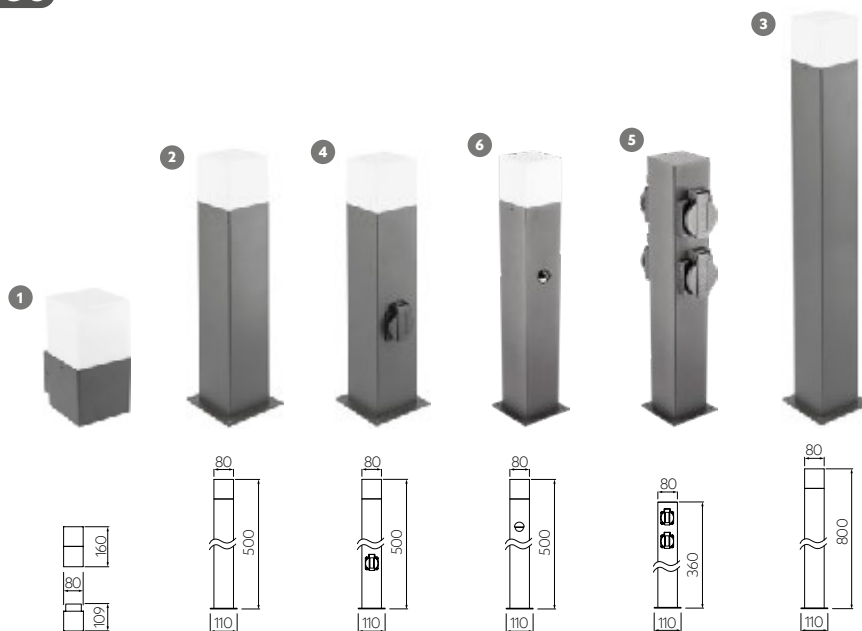
		Ⓜ	⊞	⚡	📊
1	OS-KERT0UA-30	max 12 W	aluminium + PC	690 g	5902801227325
2	OS-KERTP40-30			700 g	5902801227455
3	OS-KERTP80-30			1350 g	5902801227493



KERTA

OPRAWA OGRODOWA **LARGO**

Garden luminaire



		W	IP				
1	OS-LARG0UA-30	max 15 W	44	aluminium + PC, aluminum + PC	450 g	5902801335259	
2	OS-LARGP40-30				820 g	5902801335686	
3	OS-LARGP80-30				1120 g	5902801335990	
4	OS-LARGP40G-30*				990 g	5902801336232	
5	OS-LARGP36G-30*	-	54		schuko x4	830 g	5902801337055
6	OS-LARGP40P-30**	max 15 W	44		-	1005 g	5902801336997



OPRAWA OGRODOWA **CORTA**

Garden luminaire



		W				
1	OS-COR0UA-30	max 25 W		aluminium + PC	444 g	5902801288951
2	OS-COR0UAP-30**				450 g	5902801337376
3	OS-CORDUA-30	max 2 x 25 W			700 g	5902801289002
4	OS-CORP40-30				711 g	5902801288944
5	OS-CORP40P-30**	max 25 W			750 g	5902801337444
6	OS-CORP40G-30*	-			711 g	5902801227417
7	OS-CORP36G-30*				630 g	5902801336973
8	OS-CORP80-30				1307 g	5902801289088
9	OS-CORP80G-30*	max 25 W			1307 g	5902801309113



OPRAWA OGRODOWA **MEDIO**

Garden fitting



1	OS-MED0AU-30	max 15 W	aluminium + PC, aluminium + PC	670 g	5902801337475
2	OS-MED0AUP-30*			720 g	5902801337406
3	OS-MEDP50-30			1100 g	5902801363566
4	OS-MEDP50P-30*			1150 g	5902801363542

OPRAWA OGRODOWA **MILAN**

Garden luminaire



1	OS-MILA00A-00	max 20 W	stal nierdzewna + PC, stainless steel + PC	inox, inox	502 g	5901867199218
2	OS-MILA00U-00				358 g	5901867199195
3	OS-MILA45P-00				463 g	5901867199232
4	OS-MILA10P-00				876 g	5901867199256

OPRAWA OGRODOWA **MARINA**

Garden luminaire



	📁	Ⓜ	📦	🚫	📦	📊
1	OS-MARINAP3-00	max 20 W	aluminium + PC, aluminum + PC	czarny, black	750 g	5902801205804
2	OS-MARINADA-00					5902801205583
3	OS-MARINAUA-00					5902801205637
4	OS-MARINAP-00					5902801205798
5	OS-TMG30CM-00	-	aluminium, aluminium		200 g	5902801224645
6	OS-MARINAH-00	max 20 W	aluminium + szkło, aluminium + glass		750 g	5902801205743



OPRAWA OGRODOWA **GRANDE**

Garden fitting



	📁	Ⓜ	📦	🚫	📦	📊
1	OS-GRAODA-00	max 60 W	aluminium + PC	czarny, black	627 g	5901867199133
2	OS-GRAOUA-00				1020 g	5901867199119
3	OS-GRA31P-00				540 g	5902801337390
4	OS-GRAOOP-00				627 g	5901867199157



OPRAWA OGRODOWA **TORO**

Garden fitting



WARRANTY

E27



	📁	⚡	📦	🦟	🔩	📊
1	OS-TOR0AU-00	max 15 W	aluminium + PC, aluminium + PC	czarny, black	540 g	5902801337048
2	OS-TORP50-00				700 g	5902801337000
3	OS-TORP80-00				870 g	5902801337116

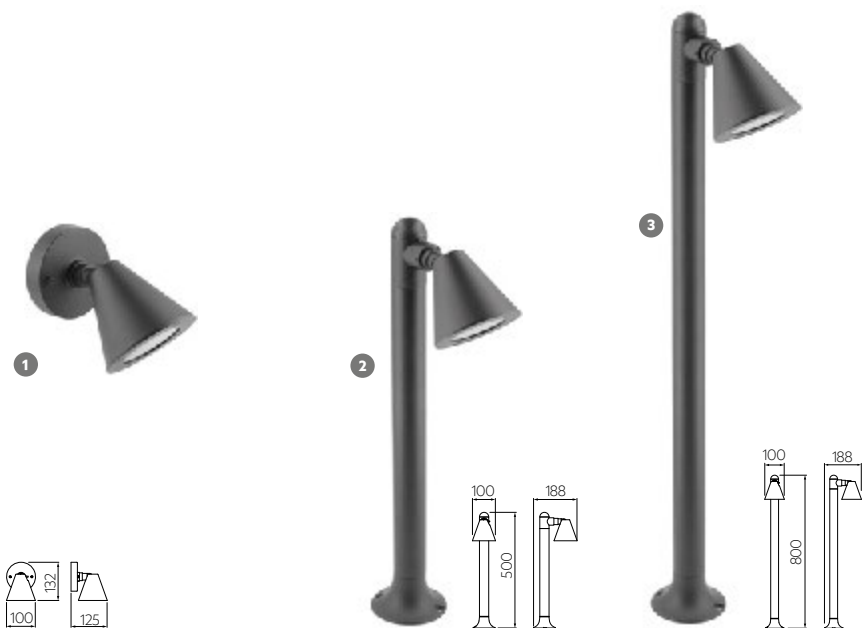
OPRAWA OGRODOWA **LUSTINO**

Garden luminaire



WARRANTY

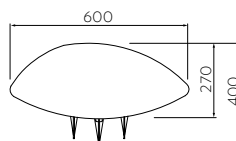
GU10



	📁	⚡	📦	📊
1	OS-USTI0UD-30	max 20 W	aluminium, aluminium	5902801335327
2	OS-USTIP40-30			5902801335273
3	OS-USTIP80-30			5902801335396

▶ **OPRAWA OGRODOWA MARMO**

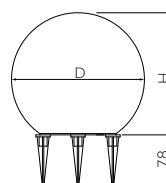
Garden luminaire



OS-MARMOX60-00	max 2 x 20 W	PE	3400 g	5902801438653

▶ **OPRAWA OGRODOWA MARMO**

Garden luminaire



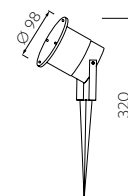
	D	H
OS-MARMO25-00	ø 250	230
OS-MARMO28-00	ø280	250
OS-MARMO38-00	ø380	350

*mm

OS-MARMO25-00	max 35 W	PE	812 g	5902801211294
OS-MARMO28-00			950 g	5902801224706
OS-MARMO38-00			1700 g	5902801224683

▶ **OPRAWA OGRODOWA DIEGO**

Garden luminaire



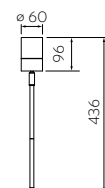
360°



OS-DIEGOGU10-20	max 35 W	aluminium, aluminium	czarny, black	330 g	5901867185716
OS-DIEGOGU10-80			szary, grey		5902801256493

▶ **OPRAWA OGRODOWA GRAZIE**

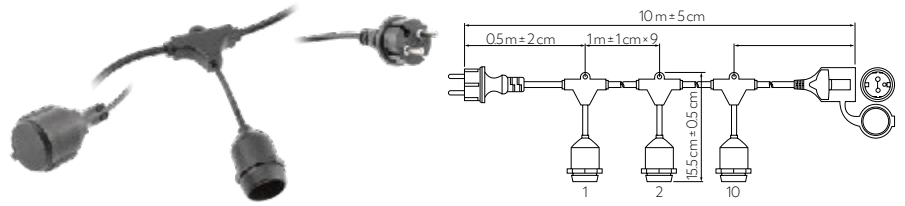
Garden luminaire



OS-GRAZIEGU10-20	max 20 W	aluminium, aluminium	czarny, black	5902801335181
OS-GRAZIEGU10-01			inox, inox	5902801335419

OPRAWA OGRODOWA **GIRLANDA**


Festoon Harness



AE-GIR10-10	max 10 x 10 W	max 6	tworzywo, plastic	czarny, black	1360 g	5902801337017

OPRAWA WBUDOWANA PODŁOGOWA **ALFA MINI**

Recessed floor light fixture




ON-ALFAOGU10-06-MINI	max 10 W	pierścień - stal nierdzewna; obudowa - aluminium; ring - stainless steel; enclosure - aluminium	370 g	5901867119889
ON-ALFAKGU10-06-MINI				5901867119896



OPRAWA DOGRUNTOWA **ALFA**

In-ground light fixture



ON-ALFAOGU10-06	max 50 W	pierścień - stal nierdzewna, korpus - aluminium, puszka montażowa - PC, ring - stainless steel, body - aluminium, assembly box - PC	500 g	5901867109934
ON-ALFAKGU10-06			700 g	5901867109958

POKRYWKA JEDNOKIERUNKOWA I DWUKIERUNKOWA DO OPRAWY DOGRUNTOWEJ **ALFA-O**

Unidirectional & bidirectional diffuser shroud for in-ground light fixtures



ON-ALFAO-C1W	ON-ALFAOGU10-06 ON-ALFAKGU10-06	pokrywka jednokierunkowa, unidirectional diffuser shroud	stal nierdzewna, stainless steel	5901867122360
ON-ALFAO-C2W		pokrywka dwukierunkowa, bidirectional diffuser shroud		5901867122384

▶ OPRAWA DOGRUNTOWA **BETA**


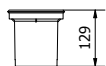
In-ground light fixture



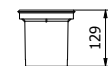
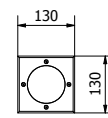
GU10




ON-BETAOGU10RK-06



ON-BETAKGU10RK-06



ON-BETAOGU10RK-06		max 50 W	pierścień - stal nierdzewna, korpus - aluminium, puszka montażowa - PC, ring - stainless steel, body - aluminum, assembly box - PC	1070 g	5902801335341
ON-BETAKGU10RK-06				1210 g	5902801335488



BETA

OPRAWA ELEWACYJNA Z CZUJNIKIEM ZMIERZCHOWYM **MACARI**
LED facade fixture with dusk sensor



WARRANTY PROTECTION DUSK SENSOR



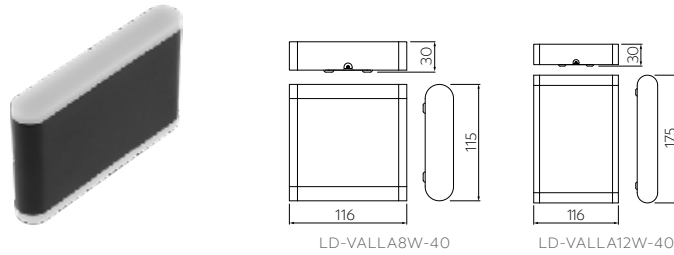
Zestaw liter i cyfr w komplecie.
Set of letters and numbers included

LD-MCR12W-NB	12 W	4000 K	950 lm	PC	biała, white	680 g	5902801294143

OPRAWA ELEWACYJNA **VALLA**
Facade fixture



WARRANTY DOUBLE-SIDED LIGHTING




LD-VALLA8W-40	8 W	4000 K	640 lm	aluminium + szkło, aluminium + glass	czarny, black	359 g	5902801205613
LD-VALLA12W-40	12 W		960 lm			555 g	5902801203299

OPRAWA ELEWACYJNA **MISSOURI**
Facade fixture



WARRANTY DOUBLE-SIDED LIGHTING



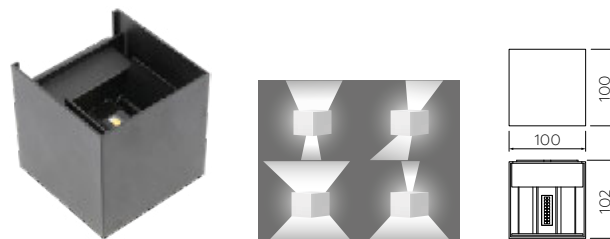
LD-MISS7WOC-NB	7 W	4000 K	540 lm	aluminium, aluminium	czarny, black	600 g	5902801239434
LD-MISS7WOS-NB					szary, grey		5902801316821



OPRAWA ELEWACYJNA **MISSOURI**
Facade fixture



WARRANTY DOUBLE-SIDED LIGHTING



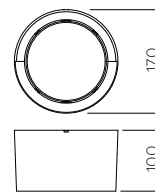

LD-MISS7WKC-NB	7 W	4000 K	540 lm	aluminium, aluminium	czarny, black	600 g	5902801239441
LD-MISS7WKS-NB					szary, grey		5902801316807

OPRAWA ELEWACYJNA **CANTI II**

Facade fixture



WARRANTY



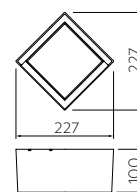

LD-CANTI12WOK-10	12 W	● 4000 K	1000 lm	PC	czarny, black	510 g	5902801438776
LD-CANTI12WOK-15					szary, gray		5902801438684

OPRAWA ELEWACYJNA **CANTI II**

Facade fixture



WARRANTY



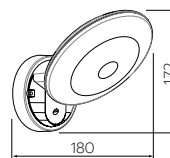
LD-CANTI12WKW-10	12 W	● 4000 K	1000 lm	PC	czarny, black	600 g	5902801438776
LD-CANTI12WKW-15					szary, gray		5902801438684

OPRAWA ELEWACYJNA **TERRO**

Facade fixture



WARRANTY



LD-TER10WB-10	10 W	● 4000 K	1000 lm	PC	czarny, black	400 g	5902801493515
---------------	------	----------	---------	----	---------------	-------	---------------

OPRAWA ELEWACYJNA **TERRO**

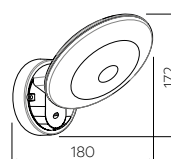
Facade fixture



WARRANTY



MOTION SENSOR



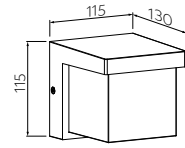
LD-TER10WBPIR-10	10 W	● 4000 K	1000 lm	PC	czarny, black	500 g	5902801434525
------------------	------	----------	---------	----	---------------	-------	---------------

OPRAWA ELEWACYJNA **TROPEA**

Facade fixture



WARRANTY



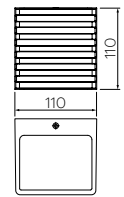

LD-TRO10WB-10	10 W	4000 K	1000 lm	czarny, black aluminium aluminum	375 g	5902801493591

OPRAWA ELEWACYJNA **SIROLO**

Facade fixture



WARRANTY



LD-SIRO10WB-10	10 W	4000 K	1000 lm	aluminium aluminum	czarny, black	5902801431500
LD-SIRO10WG-30				szary, gray	500 g	5902801493614

OPRAWA LED Z CZUJNIKIEM RUCHU **TULON**

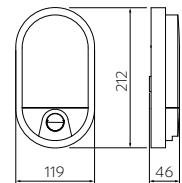
LED fitting



WARRANTY



MOTION SENSOR



LD-TULON15WOW-00	15 W	4000 K	1350 lm	PC	biała, white	5902801496851
LD-TULON15WOW-10					czarna, black	5902801496875

NEW

OPRAWA LED Z CZUJNIKIEM RUCHU **TULON**

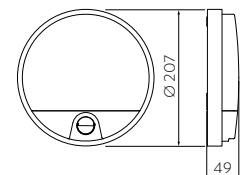
LED fitting



WARRANTY



MOTION SENSOR



LD-TULON15WOK-00	15 W	4000 K	1350 lm	PC	biała, white	5902801496899
LD-TULON15WOK-10					czarna, black	5902801496912

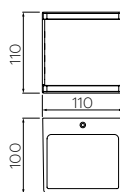
NEW

▶ OPRAWA ELEWACYJNA **NARIN**

Facade fixture



WARRANTY




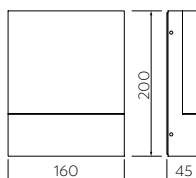
LD-NAR10WB-10	10 W	4000 K	1000 lm	aluminium + PC, aluminum + PC	czarny, black	500 g	5902801431548

▶ OPRAWA ELEWACYJNA **SARO**

Facade fixture



WARRANTY



Zestaw liter i cyfr w komplecie.
Set of letters and numbers included

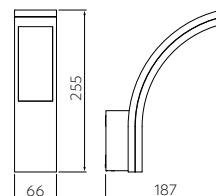

LD-SARO9WB-10	9 W	4000 K	900 lm	tworzywo sztuczne + PC, plastic + PC	czarny, black	900 g	5902801431586

▶ OPRAWA ELEWACYJNA **PARIS**

Facade fixture



WARRANTY



LD-PAR10W40BC-00	10 W	4000 K	900 lm	PC	biały, white	450 g	5902801234262
LD-PAR10W40BC-10					czarny, black		5902801226106

▶ OPRAWA ELEWACYJNA **PARIS**

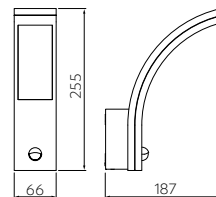

Facade fixture



WARRANTY



MOTION SENSOR



LD-PAR10W40-00	10 W	4000 K	900 lm	PC	biały, white	450 g	5902801282065
LD-PAR10W40-10					czarny, black		5902801282072



NICEA

▶ OPRAWA ELEWACYJNA **NICEA**

Facade fixture



LD-NIC20W-DIM-40	20 W	4000 K	1900 lm	PC	biały, white	350 g	5902801496936
LD-NIC20W-DIM-00					czarny, black		5902801496950

▶ OPRAWA ELEWACYJNA **ESO**

Factade fixture

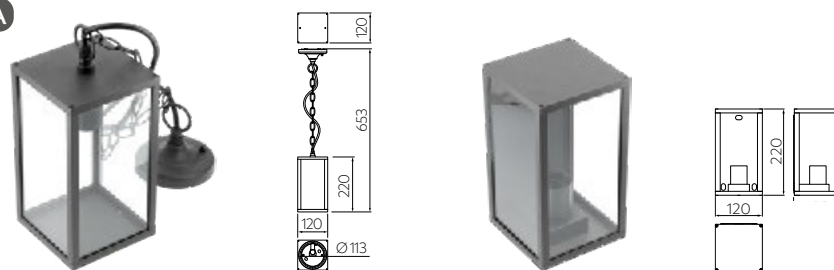


Zestaw liter i cyfr w komplecie.
Set of letters and numbers included

OS-ESOE2711-80	max 11 W	PC	inox, inox	600 g	5902801227363
OS-ESOE2711-20			czarny, black		5902801227318

▶ OPRAWA ELEWACYJNA **VENTANA**

Facade fixture




OS-VENTANA-AH-00

OS-VENTANA-AU-00

OS-VENTANA-AH-00	max 20 W	aluminium + szkło, aluminium + glass	czarny, black	1312 g	5902801225055
OS-VENTANA-AU-00				1140 g	5902801282423

▶ OPRAWA ELEWACYJNA **TOSKANA**

Facade fixture



OS-TOSODA-00	max 60 W	aluminium + PC, aluminium + PC	czarny, black	627 g	5901867199171
OS-TOSODA-80			szary, grey		5902801456718

OPRAWA ELEWACYJNA **ASTRIT**

Facade fixture



WARRANTY

E27



OS-ASTRITE27-20	max 14 W	tworzywo, plastic	czarny, black	450 g	5901867190826
OS-ASTRITE27-80			szary, grey		5901867190802

OPRAWA ELEWACYJNA **VASTI**

Facade fixture



WARRANTY

E27



OS-VASE27B-10	max 12 W	aluminium + PC, aluminium + PC	czarny, black	900 g	5902801431678
OS-VASE27G-30			szary, grey		5902801431883

OPRAWA ELEWACYJNA **LEO**

Facade fixture



WARRANTY

E27



OS-LEOE27B-10	max 18 W	aluminium + PC, aluminium + PC	czarny, black	900 g	5902801493546
OS-LEOE27G-30			szary, grey		5902801493577

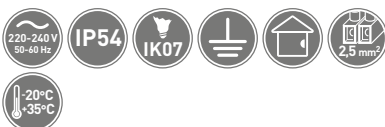
OPRAWA ELEWACYJNA **NESSA**

Facade fixture



WARRANTY

GU10



LD-NESSAGU10J-80	max 50 W	stop aluminium + szkło hartowane, aluminium alloy + tempered glass	szary, grey	jednokierunkowa, unidirectional	850 g	5901867122230
LD-NESSAGU10J-20			czarny, black			5901867122254

▶ OPRAWA ELEWACYJNA **NESSA**

Facade fixture



LD-NESSAGU10D-80	max 2 x 50 W	stop aluminium + szkło hartowane, aluminium alloy + tempered glass	szary, grey	dwukierunkowa, bidirectional	1100 g	5901867122193
LD-NESSAGU10D-20			czarny, black			5901867122216

▶ OPRAWA ELEWACYJNA **SILVA**

Facade fixture



LD-SILVAGU10J-80	max 50 W	stop aluminium + szkło hartowane, aluminium alloy + tempered glass	szary, grey	jednokierunkowa, unidirectional	800 g	5901867122117
LD-SILVAGU10J-20			czarny, black			5901867122131

▶ OPRAWA ELEWACYJNA **SILVA**

Facade fixture



LD-SILVAGU10D-80	max 2 x 50 W	stop aluminium + szkło hartowane, aluminium alloy + tempered glass	szary, grey	dwukierunkowa, bidirectional	1100 g	5901867122155
LD-SILVAGU10D-20			czarny, black			5901867122179

▶ OPRAWA ELEWACYJNA **TIAGO**

Facade fixture



LD-TIAGOGU10J-20KW	max 35 W	stop aluminium + szkło hartowane, aluminium alloy + tempered glass	czarny, black	275 g	5902801211102
LD-TIAGOGU10J-01KW			inox, inox		5902801212352



NESSA

▶ OPRAWA ELEWACYJNA **TIAGO**


Facade fixture



LD-TIAGOGU10D-20KW	max 2 x 35 W	stop aluminium + szkło hartowane, aluminium alloy + tempered glass	czarny, black	668 g	5902801203305
LD-TIAGOGU10D-01KW			inox, inox		5902801203329

▶ OPRAWA ELEWACYJNA **TIAGO**

Facade fixture



LD-TIAGOGU10J-20	max 35 W	stop aluminium + szkło hartowane, aluminium alloy + tempered glass	czarny, black	jdnokierunkowa, unidirectional	300 g	5901867162144
LD-TIAGOGU10J-01			inox, inox			5902801255984

360°



▶ OPRAWA ELEWACYJNA **TIAGO**

Facade fixture



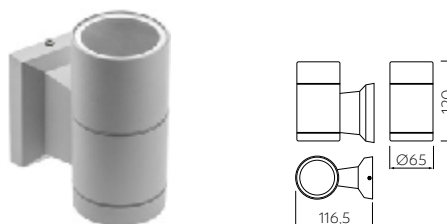
LD-TIAGOGU10D-20	max 2 x 35 W	stop aluminium + szkło hartowane, aluminium alloy + tempered glass	czarny, black	dwukierunkowa, bidirectional	470 g	5901867162151
LD-TIAGOGU10D-01			inox, inox			5902801256042

360°



▶ OPRAWA ELEWACYJNA **BALEO**

Facade fixture



LD-BALGU10-0S	max 10 W	stop aluminium + szkło hartowane, aluminium alloy + tempered glass	szary, grey	jdnokierunkowa, unidirectional	300 g	5901867136879
---------------	----------	--	-------------	--------------------------------	-------	---------------

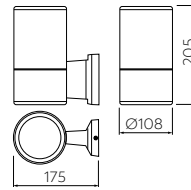
OPRAWA ELEWACYJNA **BALEO**

Facade fixture



WARRANTY

E27



LD-BALE27-00	max 40 W	stop aluminium + szkło hartowane, aluminium alloy + tempered glass	szary, grey	jednokierunkowa, unidirectional	600 g	5901867136916

OPRAWA ELEWACYJNA **BALEO**

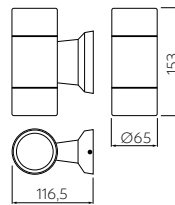
Facade fixture



WARRANTY

GU10

DOUBLE-SIDED LIGHTING



LD-BA2GU10-0M	max 2 x 10 W	stop aluminium + szkło hartowane, aluminium alloy + tempered glass	szary, grey	dwukierunkowa, bidirectional	400 g	5901867136893

OPRAWA ELEWACYJNA **BALEO**

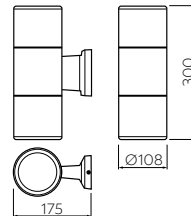
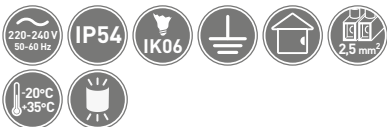
Facade fixture



WARRANTY

E27

DOUBLE-SIDED LIGHTING



LD-BA2E27-00	max 2 x 40 W	stop aluminium + szkło hartowane, aluminium alloy + tempered glass	szary, grey	dwukierunkowa, bidirectional	900 g	5901867136930



LUMOS II


Naświetlacz LED z czujnikiem ruchu
LED floodlight with a motion sensor



wymienne
baterie
replacable
batteries



czujnik ruchu
a motion sensor

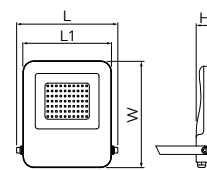
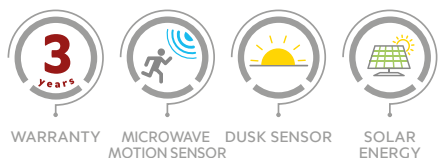


wydajny panel
solarny 5,5 V
powerful 5,5 V
solar panel

▶ NAŚWIETLACZ SOLARNY Z CZUJNIKIEM RUCHU **ALTON**

Solar floodlight

NEW



	L	L1	H	W
LD-ALTON-SOL-2000LM	120	100	31	120
LD-ALTON-SOL-3000LM	160	142	31	170
LD-ALTON-SOL-5000LM	190	160	31	192

*mm

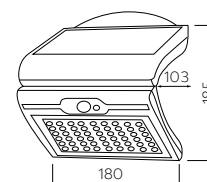
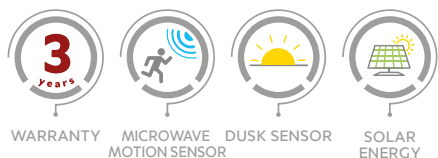


	☀️	🔋	⚙️	📦	📊
LD-ALTON-SOL-2000LM	max 2000 lm	6000 mAh	● 4000 K	1590 g	5902801680656
LD-ALTON-SOL-3000LM	max 3000 lm				1800 g
LD-ALTON-SOL-5000LM	max 5000 lm	12000 mAh		2460 g	5902801678844

▶ NAŚWIETLACZ SOLARNY Z CZUJNIKIEM RUCHU **RAMOS**

Solar floodlight with a motion sensor

NEW

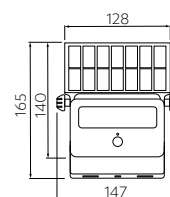
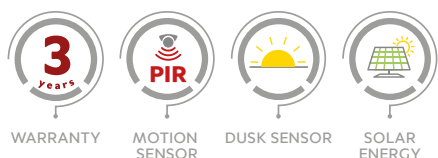


	☀️	⚙️	🔋	📦	📊	
LD-RAMOS50W-CW-00	300 lm	● 6400 K	1800 mAh	ABS / PC	470 g	5902801465789
LD-RAMOS50W-CW-10						5902801465949

▶ NAŚWIETLACZ LED Z CZUJNIKIEM RUCHU **LUMOS**

LED floodlight with a motion sensor

NEW

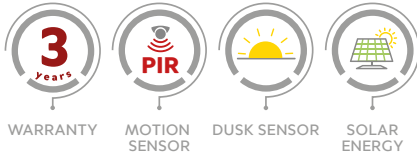


	☀️	⚙️	🔋	📦	📊	
LD-LUMOS10W-64	850 lm	● 6400 K	2600 mAh	ABS / PC	280 g	5902801455537

NEW

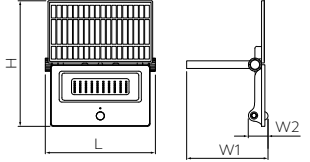
▶ NAŚWIETLACZ SOLARNY **LUMOS II**

Solar floodlight



LD-LUMOSII-2000-64

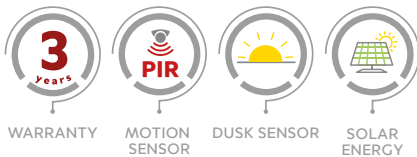
LD-LUMOSII-3000-64



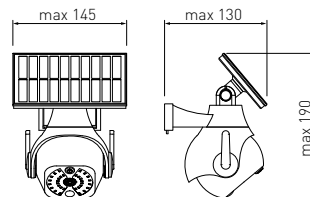
LD-LUMOSII-2000-64	2000 lm	2600 mAh	czarny, black	aluminium, szkło	3-6 h	420 g	5902801467950
LD-LUMOSII-3000-64	3000 lm	2x2600 mAh	aluminium, szkło	aluminium, szkło	4-8 h	770 g	5902801467974

▶ NAŚWIETLACZ SOLARNY **GUARDOS**

Solar floodlight



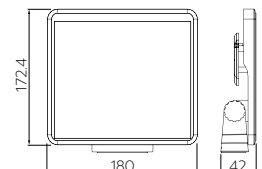
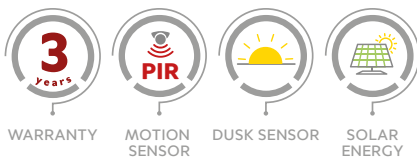
IMITATE CCTV CAMERA



LD-GUARDOS-300-64	300 lm	1200 mAh	czarny, black	ABS	500 g	5902801467561	

▶ NAŚWIETLACZ SOLARNY **DAVOS**

Solar floodlight



LD-DAVOS-1000-00	1000 lm	2000 mAh	biały, white	PC	530 g	5902801467547	
LD-DAVOS-1000-10			czarny, black				5902801467516

NEW





SYSTEMY SZYNOWE TRACK SYSTEMS

1-FAZOWY 1-PHASE	200
3-FAZOWY 3-PHASE	203



▶ REFLEKTOR DO SZYNOPRZEWODU 1-FAZOWEGO **ORIO**

Track light for 1-phase rail



XLT-ORI-GU10-00	max 20 W	czarny, black	aluminium, aluminium	230 g	5902801391217
XLT-ORI-GU10-10		biały, white			5902801391231

▶ REFLEKTOR DO SZYNOPRZEWODU 1-FAZOWEGO **SOLIS**

Track light for 1-phase rail



XLT-SOL-GU10-00	max 50 W	biały, white	aluminium, aluminium	132 g	5902801435294
XLT-SOL-GU10-10		czarny, black			5902801435331

▶ ZESTAW OPRAW **TRAX BIS**

Fixture kit



XLT-Z3OP20SZ1B-10	max 20 W	czarny, black	aluminium, aluminium	1280 g	5902801345340
XLT-Z3OP20SZ1B-00		biały, white			5902801345357

▶ REFLEKTOR DO SZYNOPRZEWODU 1-FAZOWEGO **ADO**

Track light for 1-phase rail



XLT-ADOGU10-00	max 20 W	biały, white	aluminium, aluminium	230 g	5902801336508
XLT-ADOGU10-10		czarny, black			5902801336348

REFLEKTOR DO SZYNOPRZEWODU 1-FAZOWEGO **ETNA**

Track light for 1-phase rail



XLT-ETNAES111-00	max 20 W	biały, white	aluminium, aluminium	230 g	5902801336409
XLT-ETNAES111-10		czarny, black			5902801336577

REFLEKTOR DO SZYNOPRZEWODU 1-FAZOWEGO **LIMA**

Track light for 1-phase rail



XLT-LMAGU10KB-NB	max 20 W	biały, white	aluminium, aluminium	290 g	5902801383144
XLT-LMAGU10KC-NB		czarny, black			5902801383182

REFLEKTOR DO SZYNOPRZEWODU 1-FAZOWEGO **LIMA**

Track light for 1-phase rail



XLT-LMAGU10OB-NB	max 20 W	biały, white	aluminium, aluminium	230 g	5902801382765
XLT-LMAGU10OC-NB		czarny, black			5902801383106

REFLEKTOR DO SZYNOPRZEWODU 1-FAZOWEGO **GROSSO**

Track light for 1-phase rail



XLT-GRSGU10KB-NB	max 20 W	biały, white	aluminium, aluminium	380 g	5902801383212
XLT-GRSGU10KC-NB		czarny, black			5902801383236

▶ REFLEKTOR DO SZYNOPRZEWODU 1-FAZOWEGO **GROSSO**

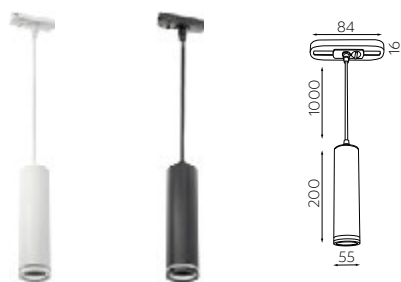
Track light for 1-phase rail



XLT-GRSGU10OB-NB	max 20 W	biały, white	aluminium, aluminium	450 g	5902801383274
XLT-GRSGU10OC-NB		czarny, black			5902801383298

▶ OPRAWA DO SZYNOPRZEWODU 1-FAZOWEGO **SOLIS**

Track light for 1-phase rail




XLT-SOL2-GU10-00	max 50 W	biały, white	aluminium, aluminium	320 g	5902801435249
XLT-SOL2-GU10-10		czarny, black			5902801435041

▶ SZYNOPRZEWÓD 1-FAZOWY

1-phase track



1	XLT-1FAC67-10	2 m	czarny, black	aluminium, aluminium	700 g	5902801320323
2	XLT-1FAC21A-10	1 m			350 g	5902801320842
3	XLT-1FAC66-00	2 m	biały, white	aluminium, aluminium	700 g	5902801320569
4	XLT-1FAC13A-00	1 m			350 g	5902801320828



5	XLT-1FAC24A-10	czarny, black	40 g	5902801321498
6	XLT-1FAC34-10		60 g	5902801321511
7	XLT-1FAC79-10		60 g	5902801321344
8	XLT-1FAC69-10		60 g	5902801321337
9	XLT-1FAC71-10		40 g	5902801321399
10	XLT-1FAC19-00	biały, white	40 g	5902801321597
11	XLT-1FAC33-00		60 g	5902801321481
12	XLT-1FAC78-00		60 g	5902801321504
13	XLT-1FAC68-00		60 g	5902801321405
14	XLT-1FAC70-00		40 g	5902801321375



REFLEKTOR DO SZYNOPRZEWODU 3-FAZOWEGO **LIMA**

Track light for 3-phase rail



XLD-LMAGU100B-NB	max 20 W	biały, white	aluminium, aluminium	230 g	5902801322280
XLD-LMAGU100C-NB		czarny, black			5902801322419

REFLEKTOR DO SZYNOPRZEWODU 3-FAZOWEGO **LIMA**

Track light for 3-phase rail



XLD-LMAGU10KB-NB	max 20 W	biały, white	aluminium, aluminium	340 g	5902801322501
XLD-LMAGU10KC-NB		czarny, black			5902801322150

REFLEKTOR DO SZYNOPRZEWODU 3-FAZOWEGO **GROSSO**

Track light for 3-phase rail



XLD-GRSGU100B-NB	max 20 W	biały, white	aluminium, aluminium	430 g	5902801356469
XLD-GRSGU100C-NB		czarny, black			5902801356520

REFLEKTOR DO SZYNOPRZEWODU 3-FAZOWEGO **GROSSO**

Track light for 3-phase rail

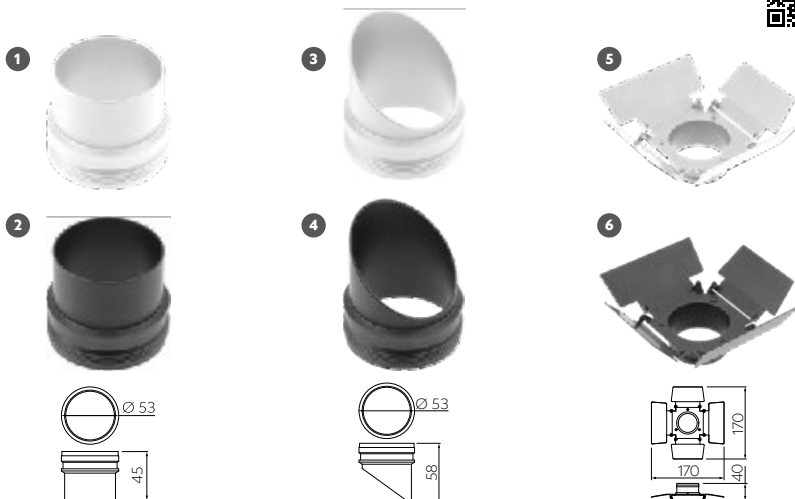


XLD-GRSGU10KB-NB	max 20 W	biały, white	aluminium, aluminium	430 g	5902801356452
XLD-GRSGU10KC-NB		czarny, black			5902801356483

► KOŃCÓWKA DO OPRAWY NA SZYNOPRZEWÓD LIMA I GROSSO
Luminaire cap for LIMA and GROSSO busbars



WARRANTY



1	XLD-LKSWLGAB-00	biały, white	aluminium, aluminium	100 g	5902801357732
2	XLD-LKSWLGAC-00	czarny, black			5902801357800
3	XLD-LKSWLGBB-00	biały, white			5902801357794
4	XLD-LKSWLGBC-00	czarny, black			5902801357831
5	XLD-LKSWLGCB-00	biały, white			5902801357848
6	XLD-LKSWLGCC-00	czarny, black			5902801357879

► REFLEKTOR DO SZYNOPRZEWODU 3-FAZOWEGO **SIERRA**
Track light for 3-phase rail



WARRANTY SYSTEM



XLD-SRA08WB-NB	8 W	720 lm	biały, white	aluminium, aluminium	480 g	5902801357473
XLD-SRA08WC-NB			czarny, black			5902801357558

► REFLEKTOR DO SZYNOPRZEWODU 3-FAZOWEGO **SIERRA**
Track light for 3-phase rail



WARRANTY SYSTEM



XLD-SRA18WB-NB	18 W	1620 lm	biały, white	aluminium, aluminium	840 g	5902801357596
XLD-SRA18WC-NB			czarny, black			5902801357619

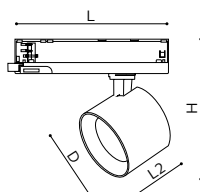


SIERRA

NEW

REFLEKTOR DO SZYNOPRZEWODU 3-FAZOWEGO **LUMEO**

Track light for 3-phase rail



	L	H	L2	D
XLD-LUM15W-CCT-00	250	107	69	Ø 90
XLD-LUM15W-CCT-10				
XLD-LUM24W-CCT-00	250	112	74	Ø 105
XLD-LUM24W-CCT-10				

*mm

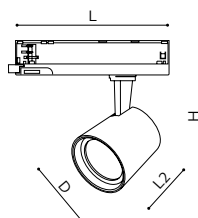


	W	Beam	lm	Color	Material	Weight	Barcode
XLD-LUM15W-CCT-00	15 W	adjustable	1500 lm	biały, white	aluminium, aluminium	470 g	5902801612954
XLD-LUM15W-CCT-10				czarny, black			5902801612992
XLD-LUM24W-CCT-00	24 W	12,6 W ~ 42 W	2400 lm	biały, white		600 g	5902801613036
XLD-LUM24W-CCT-10				czarny, black			5902801613067

REFLEKTOR DO SZYNOPRZEWODU 3-FAZOWEGO **EXPO**

Track light for 3-phase rail

NEW



	L	H	L2	D
XLD-EXPO15W-CCT-00	250	160	82	Ø 82
XLD-EXPO15W-CCT-10				
XLD-EXPO30W-CCT-00	250	168	92	Ø 94
XLD-EXPO30W-CCT-10				
XLD-EXPO40W-CCT-00	250	187	110	Ø 112
XLD-EXPO40W-CCT-10				


*mm



	W	Beam	lm	Color	Material	Weight	Barcode
XLD-EXPO15W-CCT-00	15 W	adjustable	1500 lm	biały, white	aluminium, aluminium	420 g	5902801612725
XLD-EXPO15W-CCT-10				czarny, black			5902801612756
XLD-EXPO30W-CCT-00	30 W	12,6 W ~ 42 W	3000 lm	biały, white		530 g	5902801612848
XLD-EXPO30W-CCT-10				czarny, black			5902801612886
XLD-EXPO40W-CCT-00	40 W		4000 lm	biały, white	710 g	5902801612909	
XLD-EXPO40W-CCT-10				czarny, black		5902801612930	

REFLEKTOR DO SZYNOPRZEWODU 3-FAZOWEGO **T-Line**

Track light for 3-phase rail



	L	D	H _{min}	H _{max}
TLD-12W38LN-NB0	155	ø55	130	210
TLD-12W38LN-NB1				
TLD-20W38LN-NB0	185	ø66	145	230
TLD-20W38LN-NB1				
TLD-30W38LN-NB0	220	ø77	153	270
TLD-30W38LN-NB1				

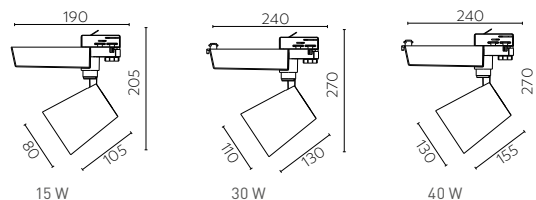
*mm



Model	Power	Color Temp	Beam Angle	Light Output	Color	Material	Weight	Barcode
TLD-12W38LN-NB0	12 W	4000 K	PF>0,5	1100 lm	biały, white	aluminium, aluminium	370 g	5902801278563
TLD-12W38LN-NB1					czarny, black			5902801278570
TLD-20W38LN-NB0	20 W	4000 K	PF>0,9	1800 lm	biały, white	aluminium, aluminium	560 g	5902801278495
TLD-20W38LN-NB1					czarny, black			5902801278631
TLD-30W38LN-NB0	30 W	4000 K	PF>0,9	2700 lm	biały, white	aluminium, aluminium	710 g	5902801278594
TLD-30W38LN-NB1					czarny, black			5902801278617

REFLEKTOR DO SZYNOPRZEWODU 3-FAZOWEGO **X-Line**

Track light for 3-phase rail

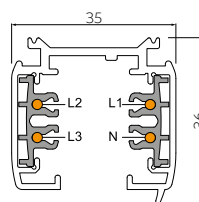



Model	Power	Color Temp	Beam Angle	Light Output	Color	Material	Weight	Barcode
XLD-1524XLN-NB0	15 W	4000 K	1090 lm	24°	biały, white	aluminium, aluminium	0,6 kg	5901867199829
XLD-1560XLN-NB0					60°			5901867199843
XLD-3024XLN-NB0	30 W	4000 K	2050 lm	24°	biały, white	aluminium, aluminium	1,2 kg	5901867199881
XLD-3024XLN-NB1					czarny, black			5902801000089
XLD-3060XLN-NB1	30 W	4000 K	2050 lm	60°	czarny, black	aluminium, aluminium	1,2 kg	5902801000102
XLD-3060XLN-NB0					biały, white			5901867199904
XLD-4024XLN-NB0	40 W	4000 K	3240 lm	24°	biały, white	aluminium, aluminium	1,5 kg	5901867199942
XLD-4060XLN-NB0					60°			5901867199966

► SZYNOPRZEWÓD 3-FAZOWY
3-circuit track



WARRANTY

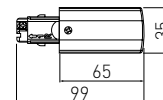



XTR-RA3FZ1B-00	biały, white	1 m	5901867193131
XTR-RA3FZ1C-10	czarny, black	1 m	5901867193155
XTR-RA3FZ2B-00	biały, white	2 m	5901867193162
XTR-RA3FZ2C-10	czarny, black	2 m	5901867193179

► KOŃCÓWKA ZASILAJĄCA
End cap power connector



WARRANTY

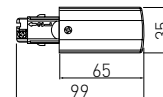



XAE-KZASPB-00	biały, white	5901867193339
XAE-KZASPC-10	czarny, black	5901867193322

► KOŃCÓWKA ZASILAJĄCA
End cap power connector



WARRANTY

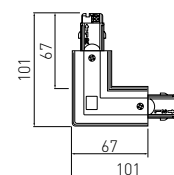
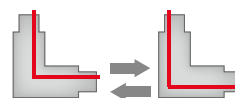



XAE-KZASLB-00	biały, white	5901867193308
XAE-KZASLC-10	czarny, black	5901867193315

► ŁĄCZNIK „L” REGULOWANY
"L"-shape power connector



WARRANTY

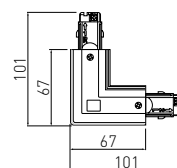



XAE-LKLRZWB-00	biały, white	5901867193544
XAE-LKLRZWC-10	czarny, black	5901867193551

▶ ŁĄCZNIK „L”
"L"-shape power connector



WARRANTY

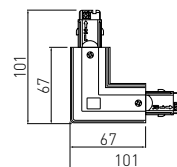



XAE-LKLLZB-00	biały, white	5901867193421
XAE-LKLLZC-10	czarny, black	5901867193438

▶ ŁĄCZNIK „L”
"L"-shape power connector



WARRANTY

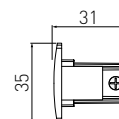



XAE-LKLPWB-00	biały, white	5901867193407
XAE-LKLPWC-10	czarny, black	5901867193414

▶ ZAKOŃCZENIE SZYNOPRZEWODU
End cap



WARRANTY

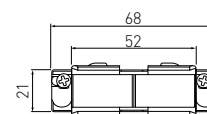



XAE-ZKUNCB-00	biały, white	5901867193346
XAE-ZKUNCC-10	czarny, black	5901867193353

▶ ŁĄCZNIK PROSTY
Power connector



WARRANTY

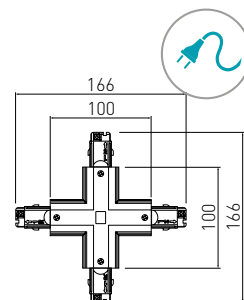



XAE-LKELB-00	biały, white	5901867193360
XAE-LKELC-10	czarny, black	5901867193377

▶ ŁĄCZNIK „X”
"X"-shape power connector



WARRANTY

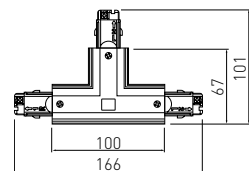
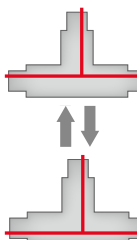



XAE-LKXUB-00	biały, white	5901867193445
XAE-LKXUC-10	czarny, black	5901867193452

▶ ŁĄCZNIK „T” REGULOWANY
"T"-shape power connector



WARRANTY

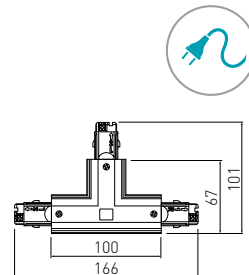



XAE-LKTRZWL B-00	biały, white	5901867193582
XAE-LKTRZWL C-10	czarny, black	5901867193599

▶ ŁĄCZNIK „T”
"T"-shape power connector



WARRANTY

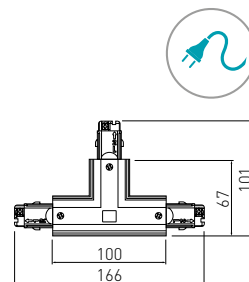
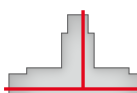



XAE-LKTWL B-00	biały, white	5902801001307
XAE-LKTWL C-10	czarny, black	5902801001314

▶ ŁĄCZNIK „T”
"T"-shape power connector



WARRANTY

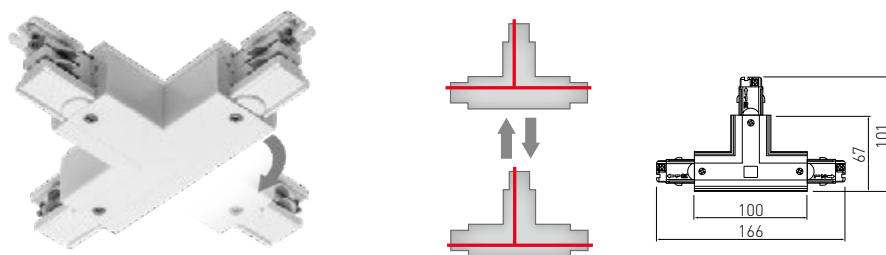


XAE-LKTZL B-00	biały, white	5901867193483
XAE-LKTZL C-10	czarny, black	5901867193490

▶ ŁĄCZNIK „T” REGULOWANY
"T"-shape power connector



WARRANTY

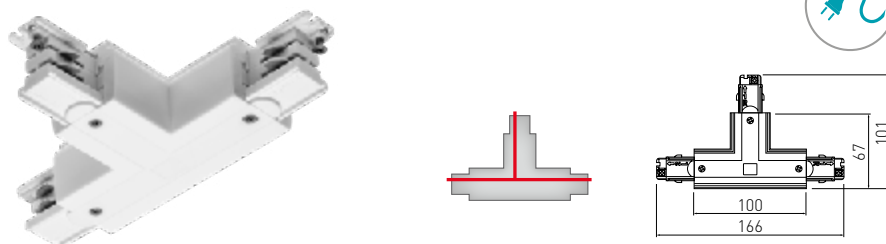


XAE-LKTRZWPB-00	biały, white	5901867193568
XAE-LKTRZWPC-10	czarny, black	5901867193575

▶ ŁĄCZNIK „T”
"T"-shape power connector



WARRANTY

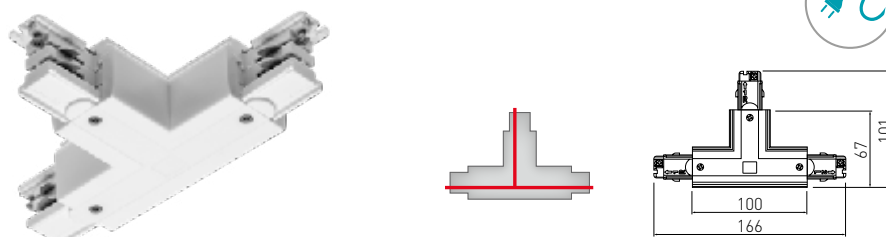


XAE-LKTWPB-00	biały, white	5902801001284
XAE-LKTWPC-10	czarny, black	5902801001291

▶ ŁĄCZNIK „T”
"T"-shape power connector



WARRANTY




XAE-LKTZPB-00	biały, white	5901867193469
XAE-LKTZPC-10	czarny, black	5901867193476

▶ ŁĄCZNIK PROSTY
Power connector



WARRANTY




XAE-LELZB-00	biały, white	5901867193384
XAE-LELZC-10	czarny, black	5901867193391

▶ ŁĄCZNIK REGULOWANY
Adjustable power connector



WARRANTY




XAE-LKRUB-00	biały, white	5901867193520
XAE-LKRUC-10	czarny, black	5901867193537

▶ ŁĄCZNIK ELASTYCZNY
Flexible power connector



WARRANTY



XAE-LELUB-00	biały, white	5901867193506
XAE-LELUC-10	czarny, black	5901867193513

▶ MOCOWANIE SUFITOWE
Suspension kit



WARRANTY




XAE-MSUNB-00	biały, white	5901867193766
XAE-MSUNC-10	czarny, black	5901867193773

▶ ZESTAW MOCOWANIE SUFITOWE EASY CLICK Z LINKĄ
Ceiling mount suspension kit with wire




WARRANTY



XAE-ZZWECLB-00	biały, white	5901867193605
XAE-ZZWECLC-10	czarny, black	5901867193612

▶ ZESTAW MOCOWANIE SUFITOWE 120 MM Z LINKĄ
Ceiling mount suspension kit with wire



Folder	Barwa	Barcode
XAE-ZZWL120B-00	biały, white	5901867193667
XAE-ZZWL120C-10	czarny, black	5901867193674

▶ ŁĄCZNIK MECHANICZNY 182 MM
Suspension clamp for track connection



Folder	Barwa	Barcode
XAE-LMIZB-00	biały, white	5901867193742
XAE-LMIZC-10	czarny, black	5901867193759

▶ MOCOWANIE SUFITOWE EASY CLICK T25
E-Z Click T25 ceiling mounting kit



Folder	Barwa	Barcode
XAE-MSEZB-00	biały, white	5901867193629
XAE-MSEZC-10	czarny, black	5901867193636

▶ MOCOWANIE SUFITOWE 120 MM T25
Reinforced ceiling mounting kit



Folder	Barwa	Barcode
XAE-MS120B-00	biały, white	5901867193704
XAE-MS120C-10	czarny, black	5901867193711

▶ BAZA DO MONTAŻU NATYNKOWEGO

Fixed monopint track adapter



WARRANTY



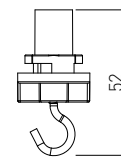

XAE-BNADB-00	biały, white	5901867193780
XAE-BNADC-10	czarny, black	5901867193797

▶ HACZYK DO ZAWIESZENIA

Suspension hook



WARRANTY



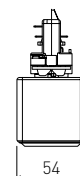
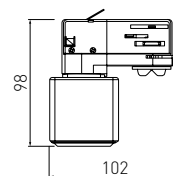
XAE-HMKB-00	biały, white	5901867193728
XAE-HMKC-10	czarny, black	5901867193735

▶ GNIAZDO SCHUKO

SCHUKO outlet

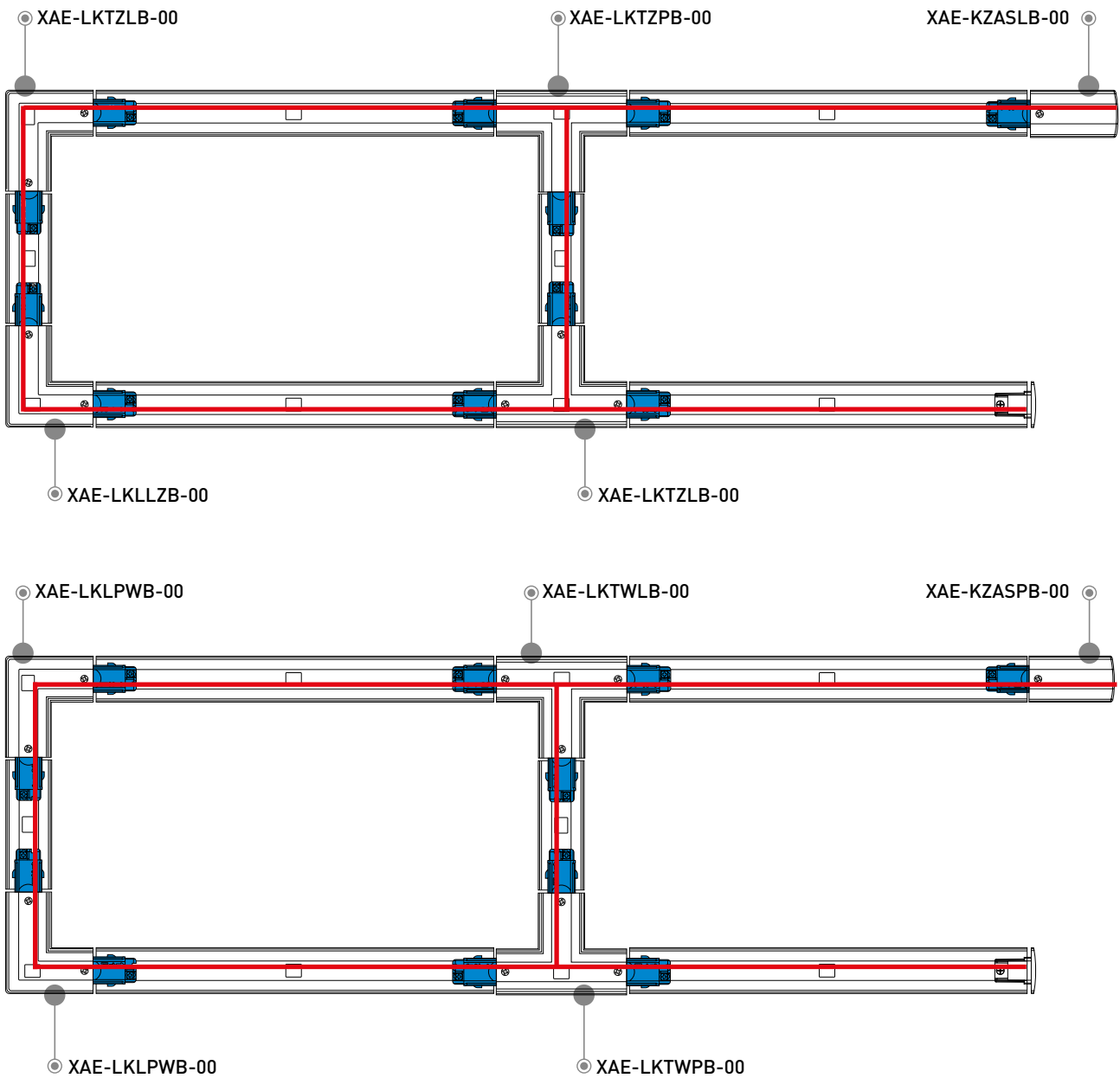


WARRANTY



XAE-GNSCH-00	biały, white	5901867193803

► SCHEMAT ŁĄCZENIA
Connection diagram



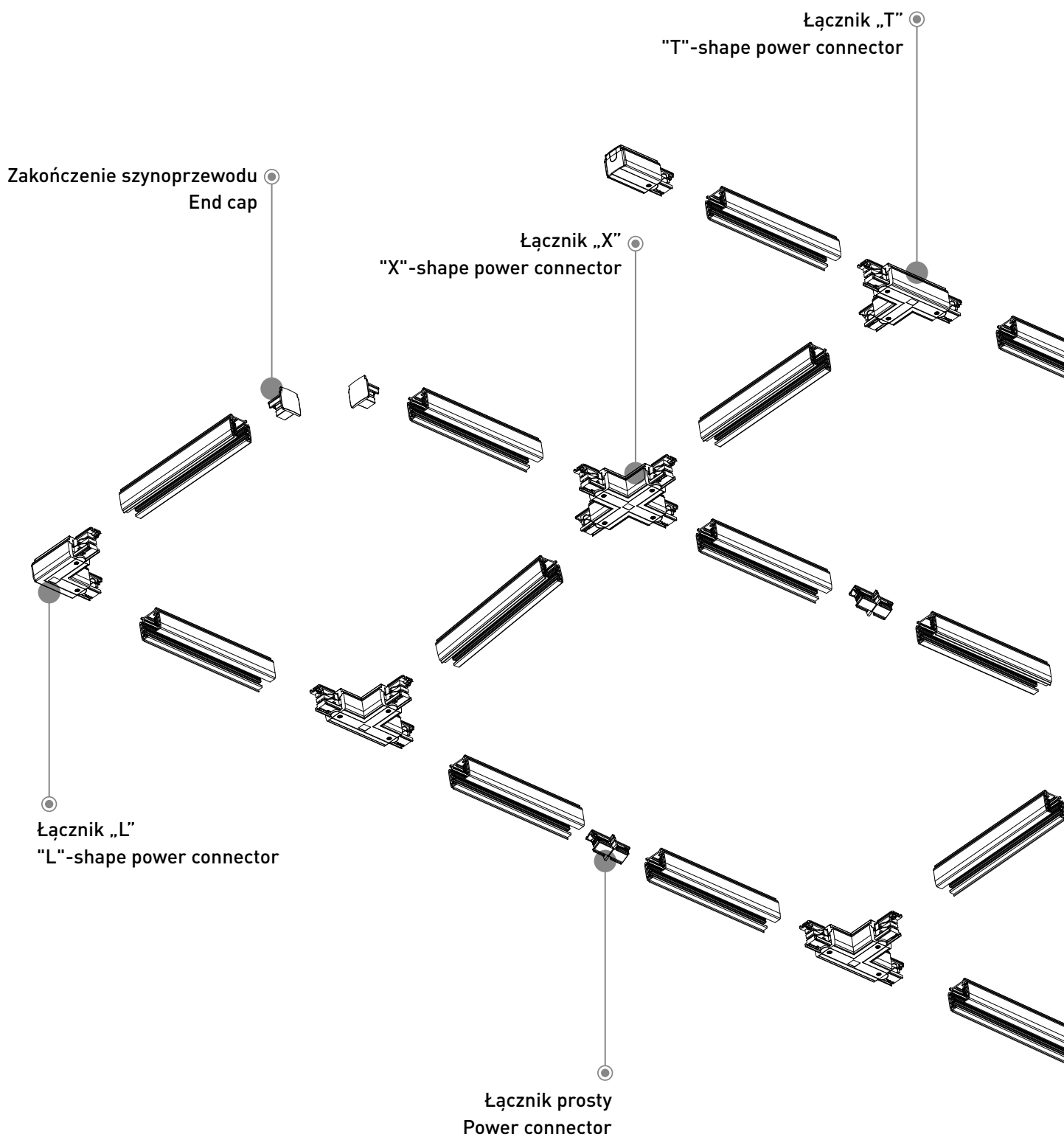
Szynoprzewód jest asymetryczny - przy doborze elementów należy zwrócić uwagę na ciągłość toru N.

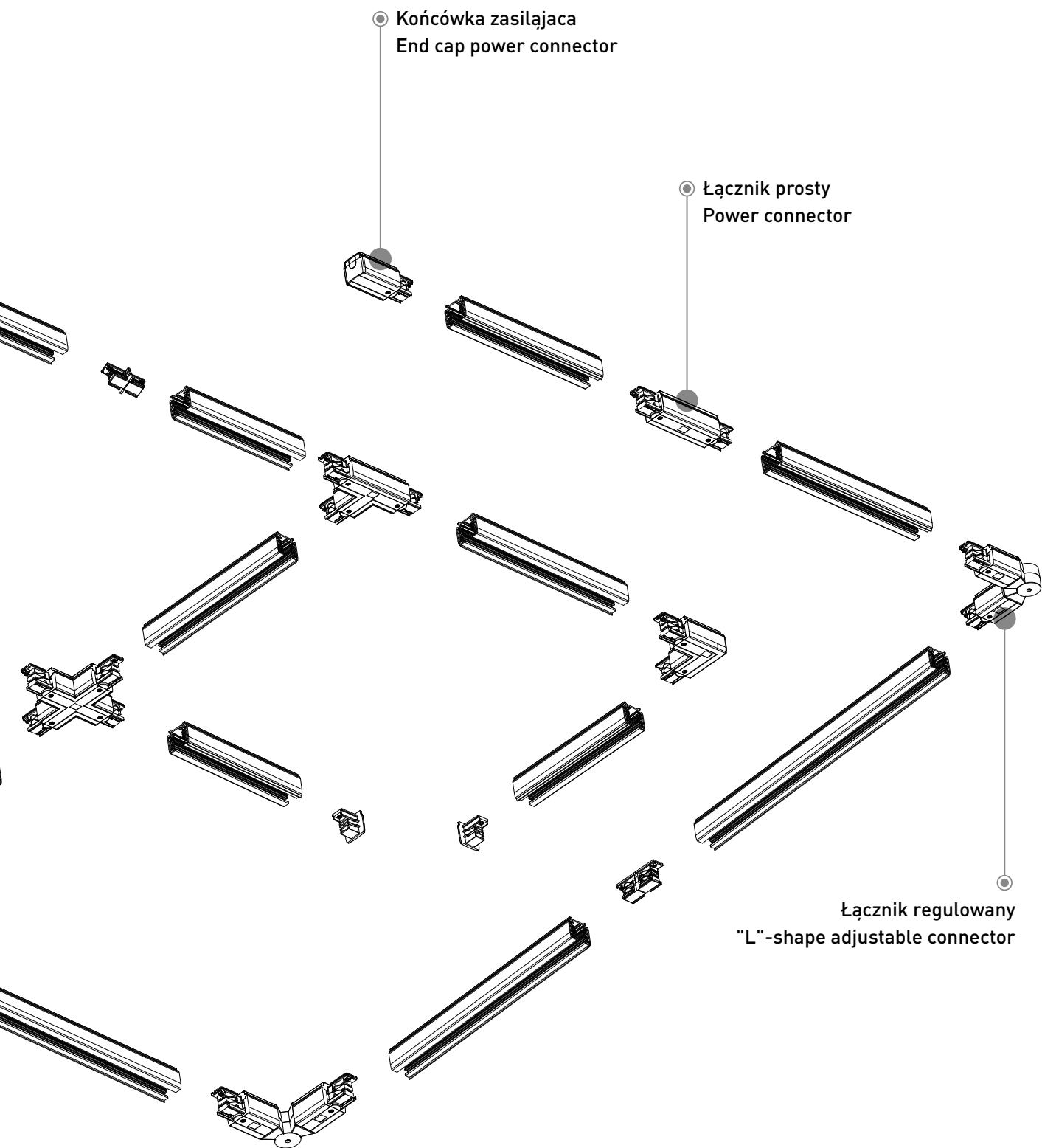
Track is asymmetrical - while choosing the parts please make sure that the track N is continuous.

Na rysunkach, tor N jest zaznaczony czerwoną linią.

The track N is marked with a red line on drawing.

► BUDOWA SYSTEMU
System structure











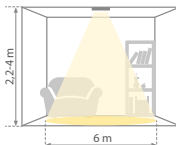
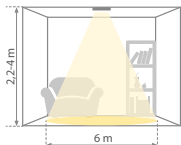
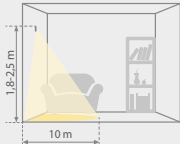
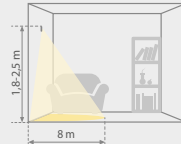
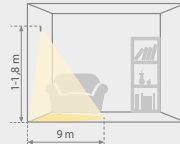








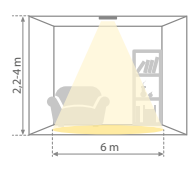
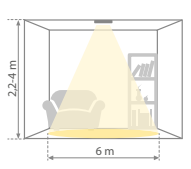
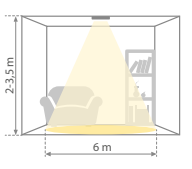
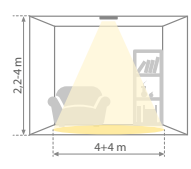
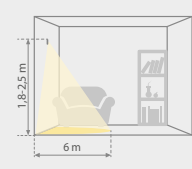
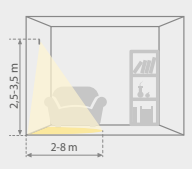
OSPRZĘT ELEKTRYCZNY






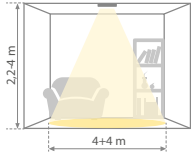
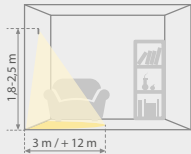
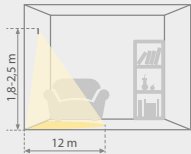
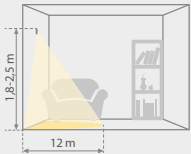
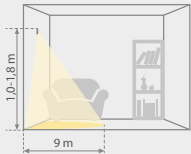
ELECTRICAL ACCESSORIES







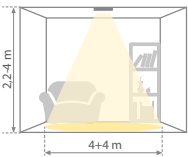
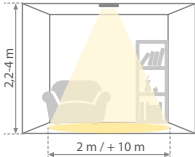
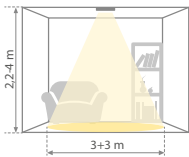
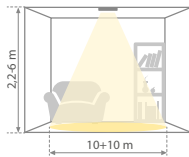
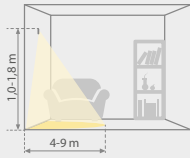
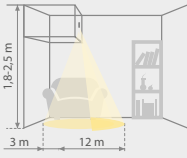
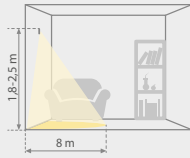
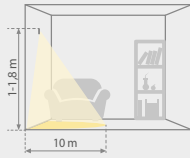
— CZUJNIKI RUCHU PIR PIR SENSORS	228
— CZUJNIKI RUCHU MIKROFALOWE MICROWAVE MOTION SENSORS	236
— CZUJNIKI ZMIERZCHOWE TWILIGHT SENSORS	240
— PROGRAMATORY PROGRAMMERS	240
— PRZEDŁUŻACZE EXTENSION CABLES	241
— OPRAWKI I PRZEJŚCIÓWKI FRAMES AND ADAPTERS	242
— ŁĄCZNIKI, ROZGAŁĘŻNIKI, GNIAZDA, WTYCZKI CONNECTORS, SPLITTERS, SOCKETS, PLUGS	245
— AKCESORIA ELEKTROINSTALACYJNE ELECTRICAL INSTALLATION ACCESSORIES	248



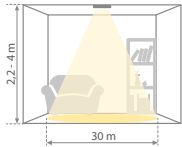
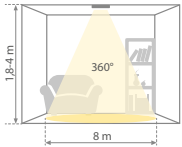
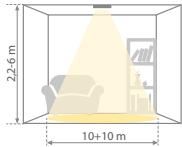
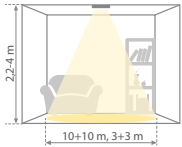
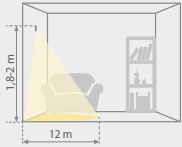
	CR-1	CR-2	CR-3	CR-3 MINI	CR-4 L
					
IP	IP44	IP44	IP20	IP20	IP20
max obciążenie żarowe max. load (incandescent lamp)	1200 W	1200 W	1200 W	2000 W	1200 W
max. obciążenie LED max. load (LED lamp)	300 W	300 W	300 W	1000 W	300 W
ZASIĘG (sufit) RANGE (ceiling)	-	-			-
wys montażu mounting height	-	-	2,2-4 m	2,2-4 m	-
zasięg range	-	-	6 m	6 m	-
ZASIĘG (ściana) RANGE (wall)			-	-	
wys montażu mounting height	1,8-2,5 m	1,8-2,5 m	-	-	1-1,8 m
zasięg range	10 m	8 m	-	-	9 m
podłączenie (2-3-4 żyły) connection (2-3-4 wires)	3	3	3	3	3
regulacja progu jasności brightness threshold adjustment	3-2000 lx	3-2000 lx	3-2000 lx	3-2000 lx	3-2000 lx
regulacja czasu świecenia po zaniku ruchu adjustment of lighting time after loss of motion	10 s ± 3 s/ 7 min ± 2 min	10 s ± 3 s/ 7 min ± 2 min	10 s ± 3 s/ 7 min ± 2 min	10 s ± 3 s/ 15 min ± 2 min	10 s ± 3 s / 7 min ± 2 min







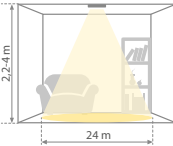
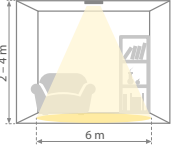
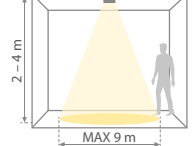
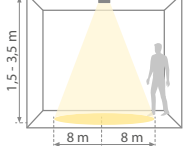
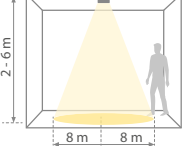
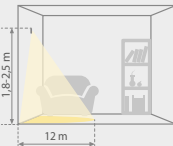
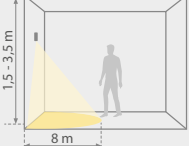
CR-5	CR-5 MINI	CR-6	CR-7	CR-8	CR-9
					
IP20	IP20	IP20	IP20	IP20	IP65
1200 W	800 W	60 W	800 W	400 W	1200 W
300 W	400 W	60 W	400 W	200 W	300 W
			-		-
2,2-4 m	2,2-4 m	2-3,5 m	-	2,2-4 m	-
6 m	6 m	6 m	-	4+4 m	-
-	-	-		-	
-	-	-	1,8-2,5 m	-	2,5-3,5 m
-	-	-	6 m	-	2-8 m
3	3	E27	3	4	3
3-2000 lx	3-2000 lx	3-2000 lx	10/2000lx	3-2000 lx	3-2000 lx
10 s ± 3 s / 15min ± 2min	10 s ± 3 s / 15min ± 2min	10 s ± 3 s / 5min ± 1min	5s + 30s + 1min + 3min + 5min + 8min	10 s ± 3 s / 7min ± 2min	10 s ± 3 s / 7min ± 2min


	CR-9 MINI	CR-11	CR-12	CR-13	CR-14
					
IP	IP65	IP44	IP65	IP44	IP20
max obciążenie żarowe max. load (incandescent lamp)	1200 W	1200 W	2000 W	800 W	300 W
max. obciążenie LED max. load (LED lamp)	600 W	300 W	1000 W	400 W	150 W
ZASIĘG (sufit) RANGE (ceiling)	-	-		-	-
wys montażu mounting height	-	-	2,2-4 m	-	-
zasięg range	-	-	4+4 m	-	-
ZASIĘG (ściana) RANGE (wall)			-		
wys montażu mounting height	1,8-2,5 m	1,8-2,5 m	-	1,8-2,5 m	1,0-1,8 m
zasięg range	3 m / + 12 m	12 m	-	12 m	9 m
podłączenie (2-3-4 żyły) connection (2-3-4 wires)	3	3	4	3	2
regulacja progu jasności brightness threshold adjustment	3-2000 lx	3-2000 lx	3-2000 lx	3-2000 lx	3-2000 lx
regulacja czasu świecenia po zaniku ruchu adjustment of lighting time after loss of motion	10 s ± 3 s/ 15min ± 2min	10 s ± 3 s/ 7min ± 2min	10 s ± 3 s/ 30min ± 2min	10 s ± 3 s/ 15min ± 2min	10 s ± 3 s/ 7min ± 2min

CR-15	CR-16	CR-17	CR-18	CR-19	CR-20
					
IP20	IP20	IP-65	IP20	IP44	IP20
800 W	500 W	800 W	500 W	2000 W	500 W
400 W	200 W	400 W	200 W	1000 W	200 W
	-				-
2,2-4 m	-	2,2-4 m	2,2-4 m	2,2-6 m	-
4+4 m	-	2 m / + 10 m	3+3 m	10+10 m	-
-				-	
-	1,0-1,8 m	1,8-2,5 m	1,8-2,5 m	-	1-1,8 m
-	4-9 m	2 m / + 10 m	8 m	-	10 m
3	2	3	4	4	2
3-2000 lx	3-2000 lx	3-2000 lx	3-2000 lx	3-2000 lx	3-2000 lx
10 s ± 3 s / 15min ± 2min	10 s ± 3 s / 7min ± 2min	10 s ± 3 s / 15min ± 2min	10 s ± 3 s / 15min ± 30 s	10 s ± 3 s / 30min ± 2min	10 s ± 3 s / 7 min ± 2min



	CR-21	CR-22	CR-23 PET	CO-1	CO-2
IP	IP20	IP20	IP65	IP20	IP65
max obciążenie żarowe max. load (incandescent lamp)	2000 W	1200 W	12000 W	2000 W	2000 W
max. obciążenie LED max. load (LED lamp)	1000 W	600 W	600 W	1000 W	1000 W
ZASIĘG (sufit) RANGE (ceiling)			-		
wys montażu mounting height	2,2-4 m	1,8-4 m	-	2,2-6 m	2,2-4 m
zasięg range	30 m + 10 m	8 m	-	10+10 m	motion 10+10 m, presence 3+3 m
ZASIĘG (ściana) RANGE (wall)	-	-		-	-
wys montażu mounting height	-	-	1,8-2 m	-	-
zasięg range	-	-	12 m	-	-
podłączenie (2-3-4 żyły) connection (2-3-4 wires)	4	3	3	3	4
regulacja progu jasności brightness threshold adjustment	3-2000 lx	3-2000 lx	3-2000 lx	3-2000 lx	3-2000 lx
regulacja czasu świecenia po zaniku ruchu adjustment of lighting time after loss of motion	10 s ± 3 s/ 15 min ± 2min	10 s ± 3 s/ 3 min ± 2min	10 s ± 3 s/ 15 min ± 2min	10 s ± 3 s/ 30 min ± 2min	10 s ± 3 s/ 30 min ± 2min

CO-3	CO-4 HF	CO-5 HF	CM-1	CM-3	CM-3 MINI
					
IP65	IP44	IP44	IP44	IP20	IP20
1200 W	1200 W	2000 W	1200 W	1200 W	2000 W
600 W	600 W	LED 100 W	300 W	300 W	1000 W
			-		
2,2-4 m	2-4 m	2-4 m	-	1,5-3,5 m	2-6 m
motion 24 m, presence 6 m	6 m	9 m	-	8 m (promień, radius)	8 m (promień, radius)
	-	-		-	-
1,8-2,5 m	-	-	1,5-3,5 m	-	-
12 m	-	-	8 m	-	-
3	3	3	3	4	4
0,1-2000 lx	3-2000 lx	3-2000 lx	3-2000 lx	3-2000 lx	3-2000 lx
10 s ± 3 s / 15 min ± 2 min	10 s ± 3 s / 12 min ± 1 min	10 s ± 3 s / 12 min ± 1 min	10 s ± 3 s / 12 min ± 1 min	10 s ± 3 s / 12 min ± 1 min	10 s ± 3 s / 12 min ± 1 min



	CM-4	CM-5	CM-6	CM-9	CM-15
IP	IP20	IP20	IP40	IP65	IP20
max. obciążenie żarowe max. load (incandescent lamp)	1200 W	1200 W	800 W	1200 W	1200 W
max. obciążenie LED max. load (LED lamp)	300 W	300 W	400 W	300 W	300 W
ZASIĘG (sufit) RANGE (ceiling)	-			-	
wys. montażu mounting height	-	1,5-3,5 m	2-6 m	-	1,5-3,5 m
zasięg range	-	8 m (promień, radius)	8 m	-	8 m
ZASIĘG (ściana) RANGE (wall)		-	-		-
wys. montażu mounting height	1,0-1,8 m	-	-	1,5-3,5 m	-
zasięg range	15 m	-	-	15 m	-
podłączenie (2-3-4 żyły) connection (2-3-4 wires)	3	3	4	3	3
regulacja progu jasności brightness threshold adjustment	3-2000 lx	3-2000 lx	3-2000 lx	3-2000 lx	3-2000 lx
regulacja czasu świecenia po zaniku ruchu adjustment of lighting time after loss of motion	10 s ± 3 s / 12 min ± 1 min	10 s ± 3 s / 12 min ± 1 min	10 s ± 3 s / 12 min ± 1 min	10 s ± 3 s / 12 min ± 1 min	10 s ± 3 s / 12 min ± 1 min

SRC812

SRC812-MINI

SRC812-MINI2



IP20	IP20	IP20
1200 W	500 W	1200 W
300 W	200 W	300 W
1,5-3,5 m	1,5-3,5 m	2-8 m
8 m	8 m	8 m
-	-	
-	-	1,5-3,5 m
-	-	15 m
3	3	3
3-2000 lx	5 lx / 30 lx 150 lx / 2000 lx	3-2000 lx
10 s ± 3 s / 12 min ± 1 min	5 s / 30 s / 90 s 3 min / 5 min / 10 min	10 s ± 3 s / 12 min ± 1 min



Czujnik ruchu
Motion sensor

CR23

► CZUJNIK RUCHU **CR-1**

Motion detector



CR-CR1000-10	tworzywo, plastic	czarny, black	160 g	5908231308184
CR-CR1000-00		biały, white		5908231308160

► CZUJNIK RUCHU **CR-2**

Motion detector



CR-CR2000-10	tworzywo, plastic	czarny, black	180 g	5908231308238
CR-CR2000-00		biały, white		5908231308207

► CZUJNIK RUCHU **CR-3**


Motion detector



CR-CR3000-10	tworzywo, plastic	czarny, black	170 g	5902801342172
CR-CR3000-00		biały, white		5908231308146

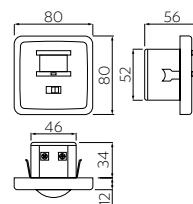
► CZUJNIK RUCHU **CR-3 MINI**

Motion detector



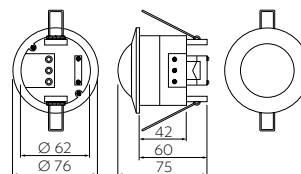
CR-CR3M00-10	tworzywo, plastic	czarny, black	100 g	5902801342301
CR-CR3M00-00		biały, white		5901867146076

CZUJNIK RUCHU CR-4
Motion detector



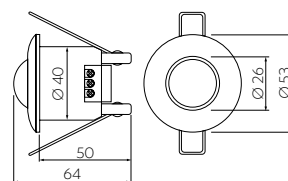
CR-CR4L00-00	tworzywo, plastic	biały, white	100 g	5908231308122

CZUJNIK RUCHU WPUSZCZANY CR-5
Recessed motion detector



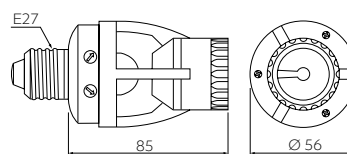
CR-CR5000-00	tworzywo, plastic	biały, white	100 g	5908231308115

CZUJNIK RUCHU WPUSZCZANY CR-5M
Recessed motion detector



CR-CR5M00-00	tworzywo, plastic	biały, white	50 g	5901867108890

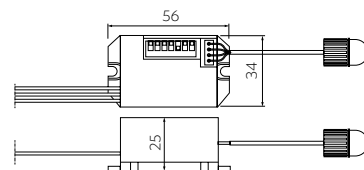
CZUJNIK RUCHU CR-6
Motion sensor



CR-CR6000-00	tworzywo, plastic	biały, white	80 g	5901867103437

► CZUJNIK RUCHU Z ZEWNĘTRZNYM SENSOREM **CR-7**

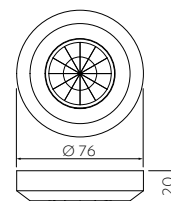
Motion detector with external sensor



CR-CR7000-00	tworzywo, plastic	biały, white	170 g	5901867103444

► CZUJNIK RUCHU **CR-8**

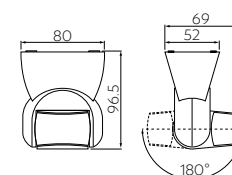
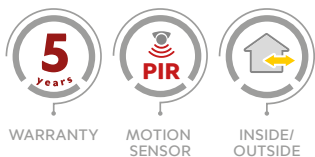
Motion detector



CR-CR8000-00	tworzywo, plastic	biały, white	50 g	5902801294969

► CZUJNIK RUCHU **CR-9**

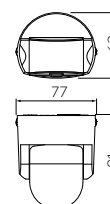
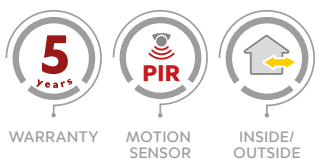
Motion detector



CR-CR9000-00	tworzywo, plastic	biały, white	5901867108906
CR-CR9000-10		czarny, black	5901867138507

► CZUJNIK RUCHU **CR-9 MINI**

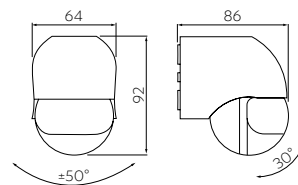
Motion detector



CR-CR9M00-00	PC	biały, white	120 g	5902801294433
CR-CR9M00-10		czarny, black		5902801294518

CZUJNIK RUCHU CR-11

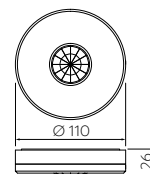
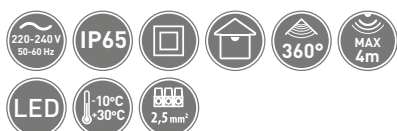
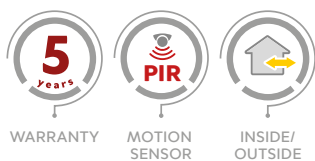
Motion sensor



CR-CR1100-00	tworzywo, plastic	biały, white	160 g	5901867108913

CZUJNIK RUCHU CR-12


Motion sensor



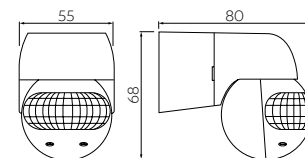
CR-CR1200-00	1000 W	2000 W	tworzywo, plastic	biały, white	130 g	5902801261664

CZUJNIK RUCHU CR-13

Motion sensor



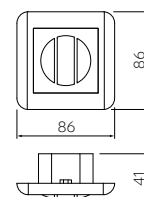
Montaż narożny,
Corner mounting,



CR-CR13000-00	tworzywo, plastic	biały, white	120 g	5901867188274

CZUJNIK RUCHU CR-14

Motion sensor

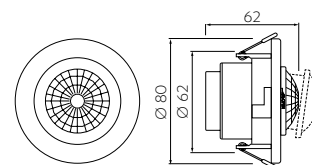


CR-CR1400-00	tworzywo, plastic	biały, white	82 g	5902801294174

▶ CZUJNIK RUCHU WPUSZCZANY **CR-15**

Recessed motion sensor

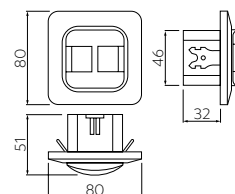
360°



CR-CR15000-00	tworzywo, plastic	biały, white	90 g	5901867188212

▶ CZUJNIK RUCHU **CR-16**

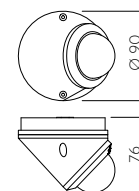
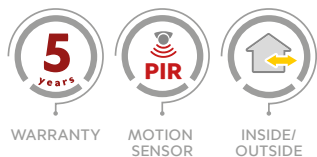
Motion sensor



CR-CR16000-00	tworzywo, plastic	biały, white	88 g	5902801002533

▶ CZUJNIK RUCHU **CR-17**

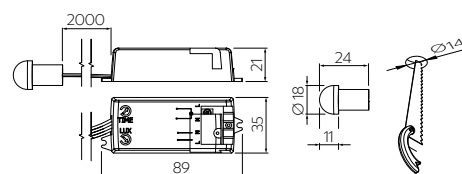
Motion sensor



CR-CR17000-00	tworzywo, plastic	biały, white	55 g	5902801282102

▶ CZUJNIK RUCHU **CR-18**

Motion sensor



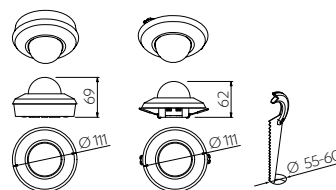
CR-CR18000-00	PC	biały, white	55 g	5902801282058

► CZUJNIK RUCHU I OBECNOŚCI **CR-19**

Motion and presence sensor



WARRANTY MOTION SENSOR SURFACE/FLUSH MOUNTING



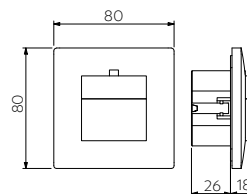
CR-CR19000-00	PC	biały, white	170 g	5902801282140

► CZUJNIK RUCHU **CR-20**

Motion sensor



WARRANTY MOTION SENSOR



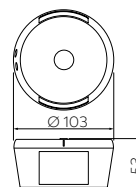
CR-CR20000-00	200 W	500 W	tworzywo, plastic	biały, white	100 g	5902801496974

► CZUJNIK RUCHU **CR-21**

Motion sensor



WARRANTY MOTION SENSOR



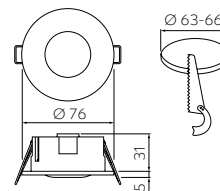
CR-CR21000-00	1000 W	2000 W	tworzywo, plastic	biały, white	190 g	5902801496998

► CZUJNIK RUCHU WPUSZCZANY **CR-22**

Recessed motion sensor



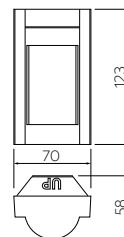
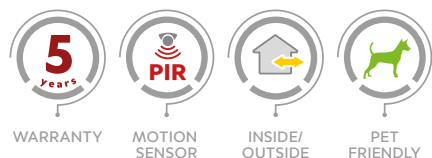
WARRANTY MOTION SENSOR



CR-CR22000-00	600 W	1200 W	tworzywo, plastic	biały, white	65 g	5902801497018

► CZUJNIK RUCHU **CR-23**

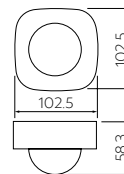
Motion sensor



CR-CR23000-00	600 W	1200 W	tworzywo, plastic	biały, white	160 g	5902801497032

► CZUJNIK RUCHU I OBECNOŚCI **CO-1**

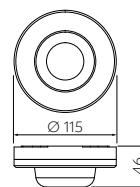
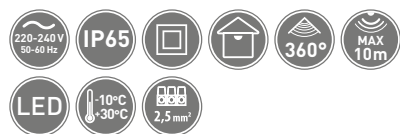
Motion and presence sensor



CR-CO1000-00	tworzywo, plastic	biały, white	140 g	5901867146090

► CZUJNIK RUCHU I OBECNOŚCI **CO-2**

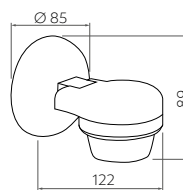
Motion and presence sensor



CR-CO2000-00	1000 W	2000 W	tworzywo, plastic	biały, white	150 g	5902801261534

► CZUJNIK RUCHU I OBECNOŚCI **CO-3**

Motion and presence sensor



CR-CO3000-00	600 W	1200 W	tworzywo, plastic	biały, white	210 g	5902801497056



CZUJNIK RUCHU / MOTION SENSOR **CR-23**

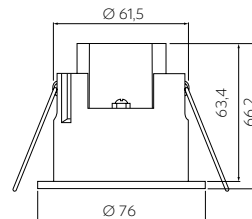
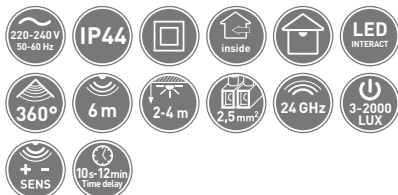
► CZUJNIK OBECNOŚCI **CO-4 HF**

Presence sensor

NEW



WARRANTY MICROWAVE MOTION SENSOR



CR-CO4000-00-HF	600 W	1200 W	PC	biały, white	150 g	5902801468674

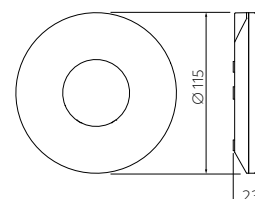

► CZUJNIK OBECNOŚCI **CO-5 HF**

Presence sensor

NEW



WARRANTY MICROWAVE MOTION SENSOR



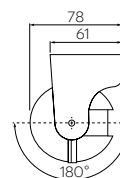
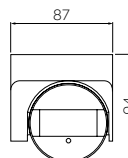
CR-CO5000-00-HF	1000 W	2000 W	PC	biały, white	100 g	5902801688652
CR-CO5000-10-HF				czarny, black		5902801687983

► CZUJNIK RUCHU MIKROFALOWY **CM-1**

Microwave motion sensor



WARRANTY MICROWAVE MOTION SENSOR



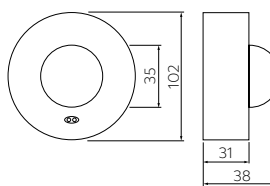
AE-CM1000-00	tworzywo, plastic	biały, white	160 g	5901867108876

► CZUJNIK RUCHU MIKROFALOWY **CM-3**

Microwave motion sensor



WARRANTY MICROWAVE MOTION SENSOR



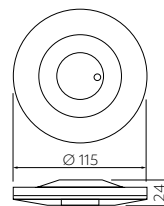
AE-CM3000-00	tworzywo, plastic	biały, white	170 g	5908231339997

CZUJNIK RUCHU MIKROFALOWY CM-3 MINI

Microwave motion sensor



WARRANTY MICROWAVE MOTION SENSOR



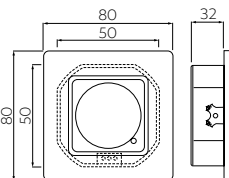
AE-CM3M00-00	tworzywo, plastic	biały, white	110 g	5901867188250
AE-CM3M00-10				5902801458552

CZUJNIK RUCHU MIKROFALOWY CM-4

Microwave motion sensor



WARRANTY MICROWAVE MOTION SENSOR



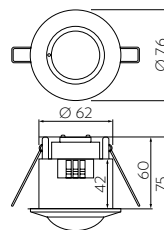
AE-CM4000-00	tworzywo, plastic	biały, white	90 g	5901867188236

CZUJNIK RUCHU MIKROFALOWY, WPUSZCZANY CM-5

Recessed microwave motion sensor



WARRANTY MICROWAVE MOTION SENSOR



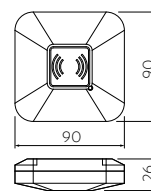
AE-CM5000-00	tworzywo, plastic	biały, white	100 g	5901867108883

CZUJNIK RUCHU MIKROFALOWY CM-6

Microwave motion sensor

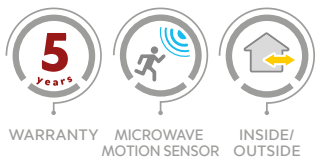


WARRANTY MICROWAVE MOTION SENSOR



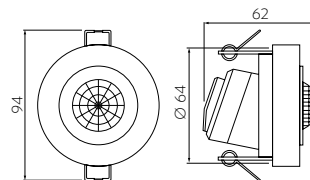
AE-CM6000-00	400 W	800 W	PC	biały, white	100 g	5902801285189

▶ CZUJNIK RUCHU MIKROFALOWY **CM-9**
Microwave motion sensor



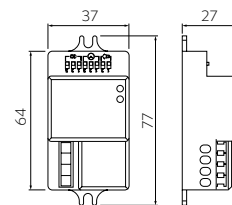
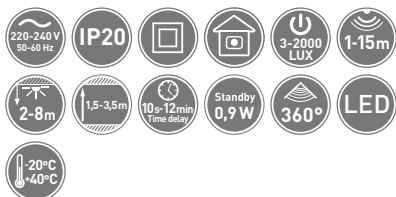
AE-CM9000-00	tworzywo, plastic,	biały, white	161 g	5901867196972
AE-CM9000-10		czarny, black		5901867196996

▶ CZUJNIK RUCHU MIKROFALOWY, WPUSZCZANY **CM-15**
Recessed microwave motion sensor



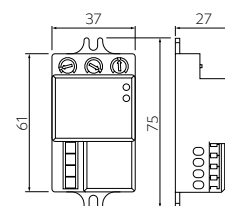
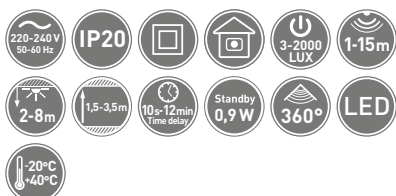
AE-CM1500-00	tworzywo, plastic	biały, white	103 g	5902801002519

▶ CZUJNIK RUCHU **CM-12-DIP**
Motion sensor



AE-CM1200-00-DIP	300 W	2000 W	tworzywo, plastic	biały, white	45 g	5902801497094

▶ CZUJNIK RUCHU **CM-12-POT**
Motion sensor

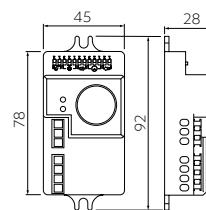
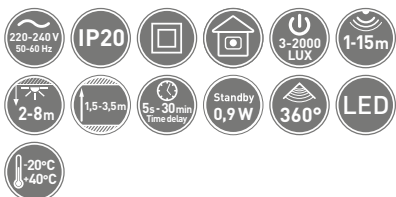


AE-CM1200-00-POT	300 W	2000 W	tworzywo, plastic	biały, white	45 g	5902801497070

CZUJNIK RUCHU CM-13-DIM
Motion sensor



WARRANTY MICROWAVE MOTION SENSOR DIMMABLE

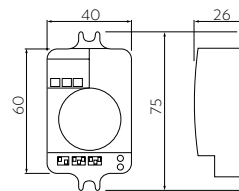


AE-CM1300-00-DIM	600 W	tworzywo, plastic	biały, white	65 g	5902801497117

CZUJNIK RUCHU MIKROFALOWY SRC812-MINI
Microwave motion sensor



WARRANTY MICROWAVE MOTION SENSOR

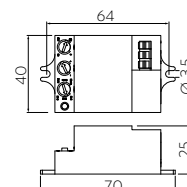


AE-SRC812-MIN	tworzywo, plastic	biały, white	45 g	5901867124326

CZUJNIK RUCHU MIKROFALOWY SRC812-MINI2
Microwave motion sensor



WARRANTY MICROWAVE MOTION SENSOR

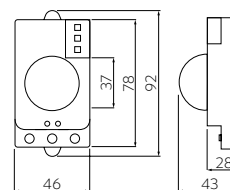


AE-SRC812-MIN2	PC	biały, white	40 g	5902801282133

CZUJNIK RUCHU MIKROFALOWY SRC812
Microwave motion sensor



WARRANTY MICROWAVE MOTION SENSOR



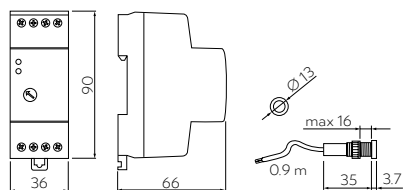
AE-SRC812-00	tworzywo, plastic	biały, white	70 g	5908231303738

▶ CZUJNIK ZMIERZCHOWY **CZ-1**

Twilight sensor



WARRANTY DUSK SENSOR



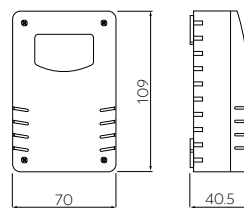
CZ-CZ1000-00	tworzywo, plastic	biały, white	130 g	5901867108920

▶ CZUJNIK ZMIERZCHOWY **CZ-2**

Twilight sensor



WARRANTY DUSK SENSOR



CZ-CZ2000-00	tworzywo, plastic	biały, white	130 g	5901867108937

▶ PROGRAMATOR CZASOWY MECHANICZNY 24 H

24h programmable timer



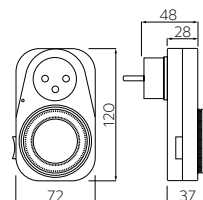
WARRANTY



PC-MECH24-00



PC-MECH24-SC



PC-MECH24-00	tworzywo, plastic	biały, white	140 g	5908231327215
PC-MECH24-SC				5908231351104

▶ PROGRAMATOR CZASOWY ELEKTRONICZNY 7 DNIOWY 24 H

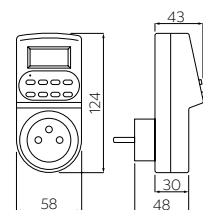
24 h, 7 day electronic programmable timer



WARRANTY



PC-ELE724-00



PC-ELE724-00	tworzywo, plastic	biały, white	150 g	5908231327208
PC-ELE724-SC				5908231351128

▶ PRZEDŁUŻACZ DOMOWY
Extension cord



WARRANTY



Folder	Length (m)	Number of outlets	Wire gauge	Barcode
AE-PS3G3M-00	3 m	3	H05VV-F 3x1.5 mm ²	5908231301192
AE-PS3G5M-00	5 m			5908231301208
AE-PS4G3M-00	3 m	4		5908231301215
AE-PS4G5M-00	5 m			5908231301222
AE-PS5G3M-00	3 m	5		5908231301239
AE-PS5G5M-00	5 m			5908231301246

▶ PRZEDŁUŻACZ DOMOWY
Extension cord



WARRANTY



Folder	Length (m)	Number of outlets	Wire gauge	Barcode
AE-PF3G1M-00	1,5 m	3	H05VV-F 3G1.0 mm ²	5901867170057
AE-PF3G3M-00	3 m			5901867170033
AE-PF3G5M-00	5 m			5901867170040
AE-PF5G3M-00	3 m	5		5901867170064
AE-PF5G5M-00	5 m			5901867170071

▶ PRZEDŁUŻACZ BĘBNOWY (SCHUKO)
Extension cord reel (schuko socket)



WARRANTY



Folder	Length (m)	Number of outlets	Wire gauge	Material	Color	Barcode
AE-SBEBEN-30	30 m	4	3 x 1,5 mm ²	tworzywo + stal, plastic + steel	czarny, black	5908231322722
AE-SBEBEN-50	50 m					5908231322739

▶ PRZEDŁUŻACZ BĘBNOWY Z WYŁĄCZNIKIEM TERMICZNYM
Extension cord reel with a thermal switch



WARRANTY



Folder	Length (m)	Number of outlets	Wire gauge	Material	Color	Barcode
AE-PFBEBEN-20	20 m	4	3 x 1 mm ²	tworzywo + stal, plastic + steel	czarny, black,	5901867170088
AE-PFBEBEN-40	40 m					5901867170095

▶ PRZEDŁUŻACZ OGRODOWY
Garden extension cord



WARRANTY



AE-POGRODUN-10	10 m	2 x 1,0 mm ²	pomarańczowy, orange	5901867163387
AE-POGRODUN-20	20 m			5901867163394
AE-POGRODUN-30	30 m			5901867163400

oprawki i przejściówki / frames and adapters

▶ GNIAZDO DO LAMP
Lamp base socket



GZ-GZ10-0000	biały, white	5908231305756
GZ-MR16-0000*		5908231331656

▶ GNIAZDO DO LAMP
Lamp base socket



GZ-G90000-00	biały, white,	5902801222665

▶ OPRAWKA CERAMICZNA
Ceramic lamp holder



AE-OCEF27-00	biały, white,	5908231302120

▶ OPRAWKA CERAMICZNA
Ceramic lamp holder



WARRANTY E14



AE-OCEE14-00	biały, white,	5908231302090

▶ OPRAWKA CERAMICZNA
Ceramic lamp holder



WARRANTY E27



AE-OCEE27-00	biały, white,	5908231302106

▶ OPRAWKA CERAMICZNA
Ceramic lamp holder



WARRANTY E27



AE-OCEE27-MM	biały, white,	5902801340048

▶ OPRAWKA CERAMICZNA
Ceramic lamp holder



WARRANTY E40



AE-OCEE40-00	biały, white,	5902801227271

▶ OPRAWKA
Lamp holder



WARRANTY E27



AE-OPE27P-00	biały, white,	5901867143327

▶ GNIAZDO DO LAMP E27
Lamp socket E27



Folder	Ważność	Barcode
GZ-E27000-10	czarny, black,	5902801292620
GZ-E27000-00	biały, white,	5902801256226

▶ PRZEJŚCIÓWKA
Adapter



Folder	INFO	Ważność	Barcode
AE-E14GU10-00	E14, GU10	biały, white,	5908231391797

▶ PRZEJŚCIÓWKA
Adapter



Folder	INFO	Ważność	Barcode
AE-E14E27-00	E14, E27	biały, white,	5901867112156

▶ PRZEJŚCIÓWKA
Adapter



Folder	INFO	Ważność	Barcode
AE-E27E14-00	E27, E14	biały, white,	5908231391780

▶ PRZEJŚCIÓWKA
Adapter



Folder	INFO	Ważność	Barcode
AE-27GU10-00	E27, GU10	biały, white,	5908231391803

▶ PRZEJŚCIÓWKA
Adapter



WARRANTY



	INFO		
AE-GU10E27-00	GU10, E27	biały, white,	5908231302540

▶ PRZEJŚCIÓWKA
Adapter



WARRANTY



	INFO		
AE-E40E27-00	E40, E27	biały, white,	5901867124227

▶ OBRĘCZ MOCUJĄCA E14, E27
Ring for E14, E27 sockets



WARRANTY



INSIDE



	INFO		
AE-E27RING-10	E27	biały, white,	590186712421
AE-E14RING-10	E14		5901867124227

łączniki, rozgałęźniki, gniazda, wtyczki / connectors, splitters, sockets, plugs

▶ WTYCZKA PŁASKA KĄTOWA
Plane angular plug



WARRANTY



INSIDE



	INFO	
AE-VA1UNI-00	biały, white,	5901867171887
AE-VA1UNI-10	czarny, black,	5902801318849

▶ ROZGAŁĘZIACZ Z UZIEMIENIEM
Outlet junction with PE



WARRANTY



INSIDE



	INFO	
AE-RU0103-00	1 na 3, 3-way,	5908231301277

▶ ROZGAŁĘZIACZ Z UZIEMIENIEM
Outlet junction with PE



	INFO	
AE-RU0121-00	1 na 2 + 1, 2+1-way,	5908231301260

▶ ROZGAŁĘZIACZ Z UZIEMIENIEM
Outlet junction with PE



	INFO	
AE-RU0102-00	1 na 2, 2-way,	5908231301253

▶ ROZGAŁĘZIACZ Z UZIEMIENIEM
Outlet junction with PE



	INFO	
AE-SC0102-00	biały, white,	5908231360847

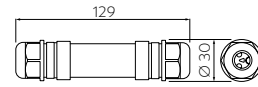
▶ ROZGAŁĘZIACZ Z UZIEMIENIEM
Outlet junction with PE



	INFO	
AE-SC0103-00	1 na 3 (schuko), 3-way (schuko)	5908231360854

▶ WODOSZCZELNY ŁĄCZNIK DO PRZEWODÓW ELEKTRYCZNYCH **WZL-2**

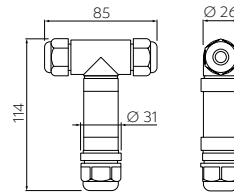
Waterproof connector for electrical wiring



WZL-2	tworzywo, plastic,	czarny, black,	5901867122070

▶ WODOSZCZELNY TRÓJNIK, ŁĄCZNIK DO PRZEWODÓW ELEKTRYCZNYCH **WZL-3**

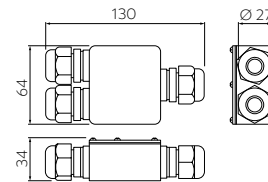
Waterproof "T"-shape connector for electrical wiring



WZL-3	tworzywo, plastic,	czarny, black,	5901867122094

▶ WODOSZCZELNY TRÓJNIK, ŁĄCZNIK DO PRZEWODÓW ELEKTRYCZNYCH **WZL-4**

Waterproof electrical wiring tee and connector



WZL-4	tworzywo, plastic,	czarny, black,	5902801016189

▶ WODOSZCZELNY TRÓJNIK, ŁĄCZNIK DO PRZEWODÓW ELEKTRYCZNYCH **WZL-2-MINI**

Waterproof electrical wiring tee and connector



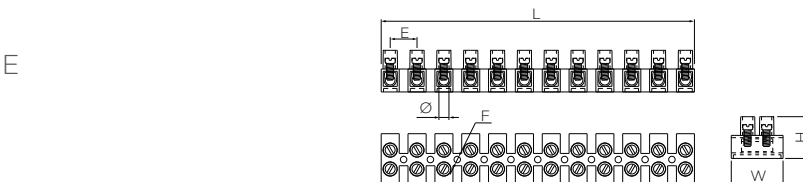
WZL-2-MINI	tworzywo, plastic,	czarny, black,	5902801476846

▶ KOSTKA Z OSŁONKĄ IZOLACYJNĄ DO OPRAW
Connection block with insulation sleeve for fixtures



LZ-KO12KO-10	czarny, black,	5901867199027

▶ ZŁĄCZKI ZACISKOWE - ELASTYCZNE
Flexible connection terminals



	L	W	H	E	F	Ø
LZ-25MM00-00	93,5	16,8	12,3	8	2,5	3
LZ-40MM00-00	114,9	18,9	15,3	9,9	2,7	3,2
LZ-60MM00-00	129,1	20,7	16,5	11	3,1	4,2
LZ-100MM0-00	137,5	22,5	18,2	11,8	3,1	4,5
LZ-160MM0-00	164,5	25,5	20	14,1	3,4	5,5
LZ-250MM0-00	187,6	29,3	25,3	16	3,4	6,5

mm


	(A)				
LZ-25MM00-00	3 A	polietylen, polietylen	16 g	10	5908231331922
LZ-40MM00-00	6 A		26 g		5908231331939
LZ-60MM00-00	10 A		32 g		5908231331946
LZ-100MM0-00	15 A		46 g		5908231331892
LZ-160MM0-00	30 A		65 g		5908231331908
LZ-250MM0-00	60 A		96 g		5908231331915

▶ OSŁONA SUFITOWA NA KOSTKĘ ELEKTRYCZNĄ
Ceiling guard for connection block



AE-MA8028-10	metal, metal, metal,	biały, white,	109 g	5902801336546
AE-MA8028-00		czarny, black,		5902801336553

▶ OSŁONA SUFITOWA NA KOSTKĘ ELEKTRYCZNĄ
Ceiling cover for connection block



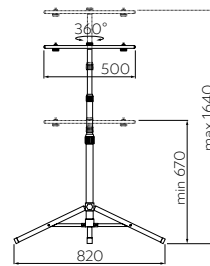
AE-MAS80X80-10	tworzywo, plastic,	biały, white,	90 g	5902801245091
AE-MAS80X80-00		czarny, black,		5902801244742

▶ OSŁONA SUFITOWA NA KOSTKĘ ELEKTRYCZNĄ
Ceiling cover for connection block



AE-CANOPY-10	biały, white,	5901867124234

▶ STATYW DO OPRAW HALOGENOWYCH I LEDOWYCH
Halogen / LED fixture stand



OH-ST2500-23	stal, steel,	żółty, yellow,	2000 g	5908231360663

▶ KABEL Z WTYCZKĄ I WŁĄCZNIKIEM, 2 M
Cables with plug and switch, 2 m



LD-KABE2M-00

LD-KABE2M-10



LD-KABE2M-00	2 m	5908231335265
LD-KABE2M-10		5902801004018

▶ KABEL ZASILAJĄCY Z WTYCZKĄ
Cables with plug



KB-W310HUG-20	1,5 m	5908231385871
KB-W313HUG-20	3 m	5902801003899

NEW

▶ KABEL ZASILAJĄCY Z WTYCZKĄ
Cables with plug



WARRANTY



KB-W312HUG-2-20	2 m	5902801464997

▶ ZAPŁONNIK
Starter



WARRANTY




	INFO	
OS-STA422-00	4-22 W, 230 V AC	5908231332578
OS-STA465-00	4-65 W, 230 V AC	5908231332585

▶ STATECZNIK ELEKTRONICZNY
Electric driver



WARRANTY

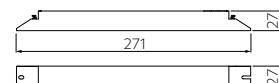


OS-SEL236-ZHQ	2 x 36 W / T8	metal, metal	70 g	5902801038174
OS-SEL418-ZHQ	4 x 18 W / T8	metal, metal	78 g	5902801038167

▶ STATECZNIK ELEKTRONICZNY
Electric driver



WARRANTY



OS-NSEL158-00	58 W / T8	metal, metal	250 g	5902801281266
OS-NSEL136-00	36 W / T8	metal, metal	200 g	5902801281655
OS-NSEL118-00	18 W / T8	metal, metal	180 g	5902801218729

NEW

ZASILACZ STAŁOPRĄDOWY DALI2/PUSH
DALI power supply unit



WARRANTY

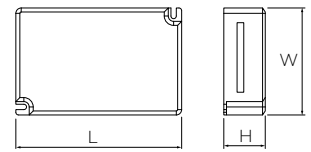


Folder	CC	U OUTPUT	Weight	Barcode
BK-DEL042-B0800BD	800 mA	6-48 V	120 g	5902801509186

ZASILACZ DALI
DALI power supply unit



WARRANTY

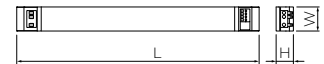


Folder	CC	U OUTPUT	LxWxH mm	Weight	Barcode
BK-PULO30A-0700AD	250-700 mA	3-42 V	104 x 68 x 31	170 g	5902801299377
BK-PULO42A-0700BD	250-700 mA	3-84 V	104 x 68 x 21		5902801299483
BK-PULO42A-1100AD	600-1100 mA	3-42 V	104 x 68 x 21		5902801299452
BK-PULO60A-2000AD	800-2000 mA	3-42 V	124 x 80 x 31		5902801270758

ZASILACZ DALI
DALI power supply unit



WARRANTY



Folder	L	W	H
BK-BHL050-1000BZ	355	30	21
BK-BHL060-1300BZ	285	30	21

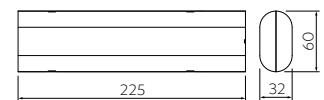
*mm

Folder	CC	U OUTPUT	Weight	Barcode
BK-BHL050-1000BZ	550-1000 mA	3-54 V	300 g	5902801270741
BK-BHL060-1300BZ	850-1300 mA			5902801299537

MODUŁ AWARYJNY DO PANELI LED
LED panel emergency module



WARRANTY



Folder	Emergency Time	Material	Color	Weight	Barcode
OA-MALEDPAN-00	3 h	PC	biały, white,	525 g	5902801285400





OŚWIETLENIE MEBLOWE 12/24 V FURNITURE LIGHTING 12 / 24 V

— TAŚMY LED 256
LED STRIPS

— PROFILE LED 262
LED PROFILES

— ŻASILACZE 285
LED DRIVERS

— WŁĄCZNIKI I STEROWNIKI 288
SWITCHES AND CONTROLLERS

— PRZEWODY I ZŁĄCZKI 298
CABLES AND CONNECTORS

— OPRAWKI LED 302
LED LAMPS

W 5-ciu krokach skompletuj zestaw EASY CLICK Complete the EASY CLICK set in 5 steps

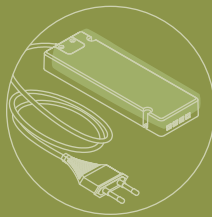


1.

wybierz taśmę
select LED strip

wybierz ilość odcinków taśm led
select the number of sections of LED strips

2.

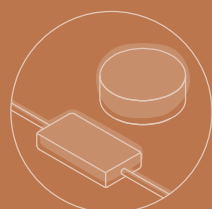



3.

dopasowany zasilacz
matched power supply

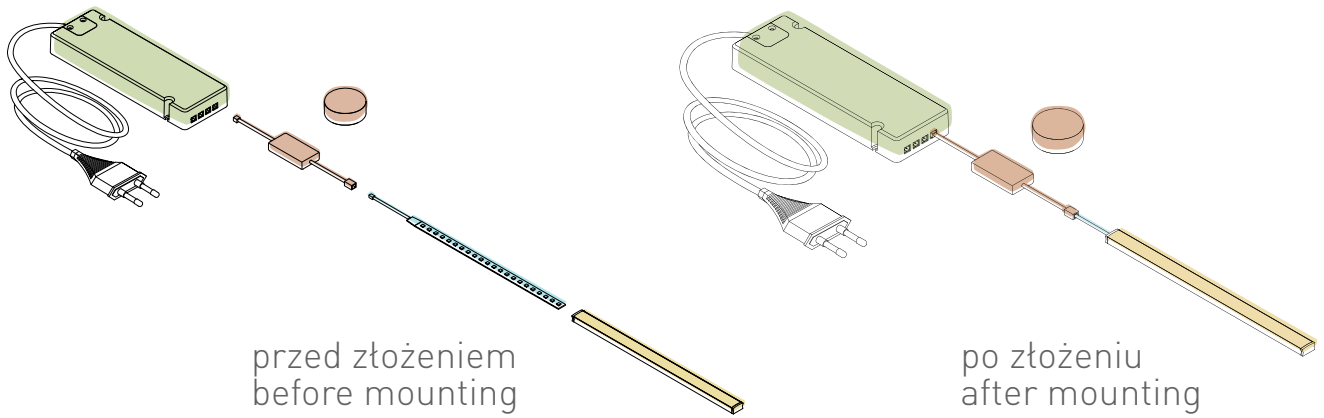
wybierz profil, profile sprzedawane są jako gotowe 2 m
zestawy, zawierające profil, osłonkę i 2 zaślepki
select profile profiles are sold as ready-made 2 m
sets containing a profile, a cover and 2 end caps

4.



5.






wybierz włącznik
select a switch



przed złożeniem
before mounting

po złożeniu
after mounting


przykładowy schemat instalacji
sample installation diagram

-  taśma LED w profilu
LED strip in a profile
-  przewód od taśmy led do wyłącznika
cable from LED strip to a switch
-  przewody wyłącznika
switch cables
-  przewód od gniazda 230V do zasilacza
cable from 230V mains socket to LED driver
-  wyłącznik
switch
-  zasilacz
LED driver

Sprawdź konfigurator
Check the configurator



▶ TAŚMA LED FLASH
LED strip FLASH



		lm/m		IP	mm	x	cm	
LD-2835MW-300-20-ZB	12 VDC 3,7 W/1 m 14,4 W/5 m	360	● 6500 K	20	60/m	5	8	5902801318214
LD-2835MW-300-20-NE		410	● 4000 K					5902801318429
LD-2835MW-300-20-CB		390	● 3200 K					5902801318177
LD-2835MW-300-65-ZB		250	● 6500 K					5902801325304
LD-2835MW-300-65-NE4		290	● 4000 K					5902801318078
LD-2835MW-300-65-CB		270	● 3200 K					5902801325335
LD-2835MW-600-20-ZB	12 VDC 7,3 W/1 m 21,1 W/5 m	720	● 6500 K	20	120/m	2,5	8	5902801318191
LD-2835MW-600-20-NE4		800	● 4000 K					5902801300035
LD-2835MW-600-20-CB		720	● 3200 K					5902801318597
LD-2835MW-600-65-ZB		500	● 6500 K					5902801318207
LD-2835MW-600-65-NE4		560	● 4000 K					5902801325397
LD-2835MW-600-65-CB		500	● 3200 K					5902801325359
LD-2835-300-20-ZB	12 VDC 6 W/1 m 21 W/5 m	750	● 6500 K	20	60/m	5	8	5901867152640
LD-2835-300-20-NE4P			● 4000 K					5902801224980
LD-2835-300-20-CB			● 3200 K					5901867152619
LD-2835-300-65-ZB		700	● 6500 K					5901867152701
LD-2835-300-65-CB	● 3200 K		5901867152671					
LD-2835-300-20-ZBN	12 VDC 11 W/1 m 33 W/5 m	1000	● 6500 K	20	60/m	5	8	5902801285530
LD-2835-300-20-NE4N			● 4000 K					5902801285738
LD-2835-300-20-CBN			● 3200 K					5902801285585
LD-2835-300-65-ZBN		900	● 6500 K					5902801285707
LD-2835-300-65-NE4N			● 4000 K					5902801295386
LD-2835-300-65-CBN			● 3200 K					5902801294785
LD-2835-600-20-ZB	12 VDC 19 W/1 m 60 W/5 m	1600	● 6500 K	20	120/m	2,5	10	5902801231933
LD-2835-600-20-NE4			● 4000 K					5902801268700
LD-2835-600-20-CB			● 3200 K					5902801231537
LD-2835-600-65-ZB		1350	● 6500 K					5902801231605
LD-2835-600-65-NE4			● 4000 K					5902801370519
LD-2835-600-65-CB			● 3200 K					5902801231360
LD-2835-600-5MM-20-ZB	12 VDC 10 W/1 m 33 W/5 m	750	● 6500 K	20	120/m	2,5	5	5902801285448
LD-2835-600-5MM-20-NE4			● 4000 K					5902801285547
LD-2835-600-5MM-20-CB			● 3200 K					5902801285486
LD-5050-300-20-ZB	12 VDC 14,4 W/1 m 44 W/5 m	900	● 6500 K	20	60/m	5	10	5901867152497
LD-5050-300-20-NE4			● 4000 K					5902801370717
LD-5050-300-20-CB			● 3200 K					5901867152466
LD-5050-300-65-ZB		850	● 6500 K					5901867152558
LD-5050-300-65-NE4			● 4000 K					5902801370502
LD-5050-300-65-CB			● 3200 K					5901867152527
LD-5630-300-20-ZB	12 VDC 16 W/1 m 50 W/5 m	1750	● 6500 K	20	60/m	5	10	5901867152763
LD-5630-300-20-NE4			● 4000 K					5902801358012
LD-5630-300-20-CB			● 3200 K					5901867152732
LD-5630-300-65-ZB		1700	● 6500 K					5901867152824
LD-5630-300-65-NE4			● 4000 K					5902801358036
LD-5630-300-65-CB			● 3200 K					5901867152794
LD-3014-1200-20-ZB	12 VDC 19 W/1 m 53 W/5 m	1300	● 6500 K	20	240/m	1,25	10	5902801231766
LD-3014-1200-20-NE4			● 4000 K					5902801232077
LD-3014-1200-20-CB			● 3200 K					5902801267154
LD-RGB-150-20	12 VDC max 7,2 W/1 m 22 W/5 m	-	● RGB	20	30/m	10	5901867152404	
LD-RGB-150-65				65			5901867152435	
LD-RGBW-300-20	12 VDC max 17 W/1 m	-	● RGBW	20	60/m	5	5902801337819	



NEW

▶ TAŚMA LED FLASH 50 M
LED strip FLASH 50 m



	W	lm/m	K	mm	cm	Barcode
LD-2835MW-300-20-ZB-50	12 VDC 3,7 W/1 m	360 lm/m	6500 K	60/m	5	5902801318184
LD-2835MW-300-20-NE-50		410 lm/m	4000 K			5902801318603
LD-2835MW-300-20-CB-50		390 lm/m	3200 K			5902801318634
LD-2835MW-600-20-ZB-50	12 VDC 7,3 W/1 m	720 lm/m	6500 K	120/m	2,5	5902801325267
LD-2835MW-600-20-NE4-50		800 lm/m	4000 K			5902801325113
LD-2835MW-600-20-CB-50		720 lm/m	3200 K			5902801327070
LD-2835-300-20-ZB-50	12 VDC 6 W/1 m	750 lm/m	6500 K	60/m	5	5901867195142
LD-2835-300-20-NE4P-50			4000 K			5902801225000
LD-2835-300-20-CB-50			3200 K			5901867195128
LD-5050-300-20-NE4-50	12 VDC 14,4 W/1 m	900 lm/m	4000 K	10		5902801370427
LD-5630-300-20-NE4-50	12 VDC 16 W/1 m	1750 lm/m	4000 K			5902801358470



▶ TAŚMA LED FLASH
LED strip FLASH



	W	lm/m	K	mm	cm	Barcode
LD-2835-24V-300-20-ZB	24 V DC 12 W/1 m 48 W/5 m	780 lm/m	6500 K	8	60/m	5902801245664
LD-2835-24V-300-20-NE4			4000 K			5902801245787
LD-2835-24V-300-20-CB			3200 K			5902801245633
LD-2835-24V-600-20-ZB	24 V DC 21 W/1 m 78 W/5 m	1350 lm/m	6500 K	10	120/m	5902801245701
LD-2835-24V-600-20-NE4			4000 K			5902801245640
LD-2835-24V-600-20-CB			3200 K			5902801245855



▶ ZESTAW RGB, TAŚMA LED 5 M, KONTROLER, ZASILACZ, PILOT
RGB-set, LED band 5 m, RGB controller, LED-transformator remote control



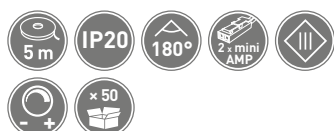
	V	Color	Material	mm	cm	Barcode
LD-ZL5RGB150-00	12 V	RGB	tworzywo, plastic	10	10	5902801025839

▶ TAŚMA LED COB
LED strip COB



	W	lm/m	K	mm	cm	Barcode
LD-COB12V-20-ZBN	12 V DC 8 W/1 m	600 lm/m	6500 K	8	320/m	5902801364129
LD-COB12V-20-CBN		600 lm/m	2700 K			5902801363955
LD-COB12V-20-NEN		700 lm/m	4000 K			5902801363993
LD-COB12V-20-ZBPQ	12 V DC 10 W/1 m	800 lm/m	6500 K		480/m	5902801364198
LD-COB12V-20-CBPQ		750 lm/m	2700 K			5902801363870
LD-COB12V-20-NEPQ		800 lm/m	4000 K			5902801364228

▶ TAŚMA LED COB
LED strip COB


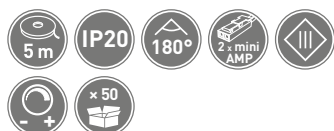


	W	lm/m	K	mm	cm	Barcode
LD-COB24V-20-ZBN	24 V DC 8 W/1 m	600 lm/m	6500 K	8	320/m	5902801423666
LD-COB24V-20-CBN		600 lm/m	2700 K			5902801424090
LD-COB24V-20-NEN		700 lm/m	4000 K			5902801424083
LD-COB24V-20-ZBPQ	24 VDC 9,6 W/1 m 34 W/5 m	800 lm/m	6500 K		480/m	5902801476792
LD-COB24V-20-CBPQ		750 lm/m	2700 K			5902801477256
LD-COB24V-20-NEPQ		800 lm/m	4000 K			5902801477621

▶ TAŚMA LED COB FREE CUT
LED strip COB Free cut



Możliwość cięcia w dowolnym miejscu.
Possibility to cut anywhere.



NEW


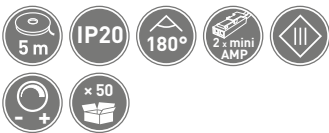
	W	lm/m	K	mm	cm	Barcode
LD-COBFC12V-528-20-ZB	11 W/m	740 lm/m	6500 K	8	528/m	5902801624964
LD-COBFC12V-528-20-NE			4000 K			5902801624940
LD-COBFC12V-528-20-CB			2700 K			5902801624896

NEW

▶ TASMA LED COB FREE CUT
LED strip COB FREE CUT





Możliwość cięcia w dowolnym miejscu.
Posibility to cut anywhere.



	W	lm/m	K	mm	cm	Barcode
LD-COBFC24V-528-20-ZB	11 W/m	480 lm/m	6500 K	8	528/m	5902801625039
LD-COBFC24V-528-20-NE			4000 K			5902801625015
LD-COBFC24V-528-20-CB			2700 K			5902801624988

▶ TAŚMA LED COB
LED strip COB

NEW



	W	lm/m	K	mm	cm	Barcode
LD-COBST12V-480-65-ZB	12 W/m	812 lm/m	6500 K	8,5	480/m	5902801625077
LD-COBST12V-480-65-NE			4000 K			5902801690921
LD-COBST12V-480-65-CB			2700 K			5902801625053

▶ TAŚMA LED COB
LED strip COB

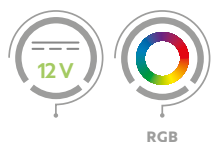
NEW



	W	lm/m	K	mm	cm	Barcode
LD-COBST24V-480-65-ZB	11 W/m	828 lm/m	6500 K	8,5	480/m	5902801690846
LD-COBST24V-480-65-NE			4000 K			5902801691034
LD-COBST24V-480-65-CB			2700 K			5902801690815

▶ TASMA LED COB RGB
LED strip COB RGB

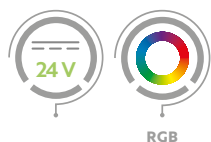
NEW



LD-COBRGB12V-810-20	16 W/m	-	RGB	10	810/m	5902801690860

▶ TASMA LED COB RGB
LED strip COB RGB

NEW



LD-COBRGB24V-810-20	16 W/m	-	RGB	10	840/m	5902801690891

▶ TAŚMA LED NEON FLEX
LED strip NEON FLEX

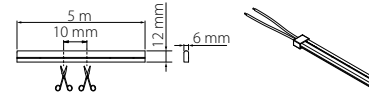


LD-NF-12V6X12-65-ZB	12 VDC 12 W/1 m 40 W/5 m	200 lm/m	6500 K	6	120/m	5902801366857
LD-NF-12V6X12-65-NE			4000 K			5902801367106
LD-NF-12V6X12-65-CB			3000 K			5902801365973



LD-ZASNF-12V6X12-65	zaślepka, end cap	5902801388705	LD-ZASNF-12V6X12-65	LD-UNF-12V6X12-6X
LD-UNF-12V6X12-6X	uchwyt, mounting clip	5902801388750		

▶ TAŚMA LED NEON FLEX
LED strip NEON FLEX



Folder	Wattage	Light Output	Color Temperature	Width	Height	LEDs/m	Barcode
LD-NF-24V6X12-65-ZB	24 VDC 11 W/m	200 lm/m	6500 K	6	12	100/m	5902801488948
LD-NF-24V6X12-65-NE			4000 K				5902801490101
LD-NF-24V6X12-65-CB			3000 K				5902801488955



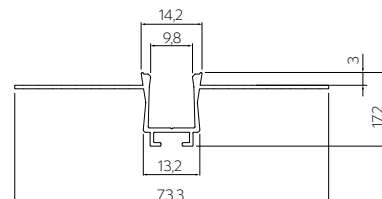

Czarna osłonka
Black cover for LED profile

PROFIL GLAX LINIOWY
GLAX linear profile




WORKING
TEMPERATURE

Taśma LED max 10 mm szerokości
LED strip width max 10 mm



Ostonki / Covers




Akcesoria / Accessories



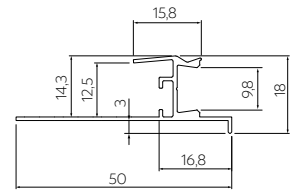

1	PA-GLAXGKL3M-00C	3	profil, profile	srebrny, silver	aluminium, aluminium	5902801334429
2	PA-CPGLAXL-00	-	łącznik liniowy straight connector		stal nierdzewna, stainless steel	5902801295430
3	PA-CPGLAXAH-00	-	łącznik poziomy, horizontal connector			5902801295300
4	PA-CPGLAXAV-00	-	łącznik pionowy, vertical connector			5902801295317
5	PA-OSMLGLAXM3M-00	3	osłonka mini, cover mini		mleczny, frosted	5902801024047
6	PA-OSMLGLAXM45M-00	45		czarny, black	5902801620782	
7	PA-OSCLGLAXM3M-00	3			PC	5902801395581
8	PA-OSCLGLAXM45M-00	45				5902801620737
9	PA-OSTRGLAXM45M-00	45	transparentny, transparent	5902801620966		
10	PA-OSMLGLAXMK3M-00	3	osłonka kwadratowa, square covere	mleczny, frosted	5902801273926	
11	PA-OSMLGLAXMO3M-00	3	osłonka okrągła, round cover		5902801274152	
12	PA-OSMLGLAXT3M-00	3	osłonka trójkątna, triangular cover		5902801274084	
13	PA-ZASGLAXMNKK-00	-	zaślepka kwadratowa, square end cap	szary, gray	ABS	5902801222962
14	PA-ZASGLAXMNKO-00	-	zaślepka okrągła, round end cap			5902801222986
15	PA-ZASGLAXMNKW-00	-	zaślepka			5902801223181

► PROFIL GLAX ŚCIENNY
GLAX wall profile




WORKING
TEMPERATURE

Taśma LED max 10 mm szerokości
LED strip width max 10 mm



Ostonki / Covers



Akcesoria / Accessories



1	PA-GLAXGKS3M-00C	3	profil, profile		aluminium, aluminium	5902801335204
2	PA-CPGLAXL-00	-	łącznik liniowy, straight connector	srebrny, silver	stal nierdzewna, stainless steel	5902801295430
3	PA-CPGLAXAH-00	-	łącznik poziomy, horizontal connector			5902801295300
4	PA-CPGLAXAV-00	-	łącznik pionowy, vertical connector			5902801295317
5	PA-OSMLGLAXM3M-00	3	osłonka mini, cover mini	mleczny, frosted	PC	5902801024047
6	PA-OSMLGLAXM45M-00	45		5902801620782		
7	PA-OSCLGLAXM3M-00	3		czarny, black		5902801395581
8	PA-OSCLGLAXM45M-00	45		5902801620737		
9	PA-OSTRGLAXM45M-00	45	transparentny, transparent		5902801620966	
10	PA-OSMLGLAXMK3M-00	3	osłonka kwadratowa, square cover	mleczny, frosted		5902801273926
11	PA-OSMLGLAXMO3M-00	3	osłonka okrągła, round cover			5902801274152
12	PA-OSMLGLAXT3M-00	3	osłonka trójkątna, triangular cover			5902801274084
13	PA-ZASGLAXMNKK-00	-	zaślepka kwadratowa, square end cap	szary, gray	ABS	5902801222962
14	PA-ZASGLAXMNKO-00	-	zaślepka okrągła, round end cap			5902801222986
15	PA-ZASGLAXMNKW-00	-	zaślepka			5902801223181

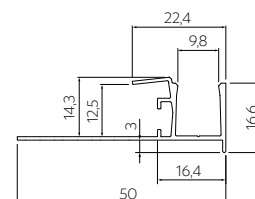



PROFIL GLAX SUFITOWY
GLAX ceiling profile




WORKING TEMPERATURE

Taśma LED max 10 mm szerokości
LED strip width max 10 mm




Ostonki / Covers




Akcesoria / Accessories



1	PA-GLAXGKW3M-00C	3	profil, profile	srebrny, silver	aluminium, aluminium	5902801334641
2	PA-CPGLAXL-00	-	łącznik liniowy, straight connector		stal nierdzewna, stainless steel	5902801295430
3	PA-CPGLAXAH-00	-	łącznik poziomy, horizontal connector			5902801295300
4	PA-CPGLAXAV-00	-	łącznik pionowy, vertical connector			5902801295317
5	PA-OSMLGLAXM3M-00	3	osłonka mini, cover mini	mleczny, frosted	PC	5902801024047
6	PA-OSMLGLAXM45M-00	45		5902801620782		
7	PA-OSCLGLAXM3M-00	3		czarny, black		5902801395581
8	PA-OSCLGLAXM45M-00	45		5902801620737		
9	PA-OSTRGLAXM45M-00	45	transparentny, transparent	5902801620966		
10	PA-OSMLGLAXMK3M-00	3	osłonka kwadratowa, square covere	mleczny, frosted	PC	5902801273926
11	PA-OSMLGLAXMO3M-00	3	osłonka okrągła, round cover			5902801274152
12	PA-OSMLGLAXT3M-00	3	osłonka trójkątna, triangular cover			5902801274084
13	PA-ZASGLAXMNKK-00	-	zaślepka kwadratowa, square end cap	szary, gray	ABS	5902801222962
14	PA-ZASGLAXMNKO-00	-	zaślepka okrągła, round end cap			5902801222986
15	PA-ZASGLAXMNKW-00	-	zaślepka			5902801223181

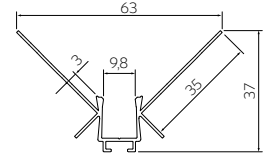



► PROFIL GLAX KĄTOWY, WEWNĘTRZNY
GLAX internal angle profile




WORKING TEMPERATURE

Taśma LED max 10 mm szerokości
LED strip width max 10 mm



Ostonki / Covers



Akcesoria / Accessories



1	PA-GLAXGKWK3M-00C	3	profil, profile		aluminium, aluminium	5902801334580
2	PA-CPGLAXL-00	-	łącznik liniowy, straight connector	srebrny, silver	stal nierdzewna, stainless steel	5902801295430
3	PA-CPGLAXAH-00	-	łącznik poziomy, horizontal connector			5902801295300
4	PA-CPGLAXAV-00	-	łącznik pionowy, vertical connector			5902801295317
5	PA-OSMLGLAXM3M-00	3	osłonka mini, cover mini	mleczny, frosted	PC	5902801024047
6	PA-OSMLGLAXM45M-00	45		5902801620782		
7	PA-OSCLGLAXM3M-00	3		czarny, black		5902801395581
8	PA-OSCLGLAXM45M-00	45		5902801620737		
9	PA-OSTRGLAXM45M-00	45	transparentny, transparent	5902801620966		
10	PA-OSMLGLAXMK3M-00	3	osłonka kwadratowa, square cover	mleczny, frosted		5902801273926
11	PA-OSMLGLAXMO3M-00	3	osłonka okrągła, round cover			5902801274152
12	PA-OSMLGLAXT3M-00	3	osłonka trójkątna, triangular cover			5902801274084
13	PA-ZASGLAXMNNK-00	-	zaślepka kwadratowa, square end cap	szary, gray	ABS	5902801222962
14	PA-ZASGLAXMNKO-00	-	zaślepka okrągła, round end cap			5902801222986
15	PA-ZASGLAXMKNW-00	-	zaślepka			5902801223181

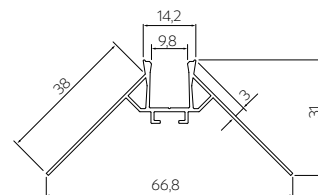


► PROFIL GLAX KĄTOWY, ZEWNĘTRZNY
GLAX external angle profile




WORKING TEMPERATURE

Taśma LED max 10 mm szerokości
LED strip width max 10 mm




Ostonki / Covers



Akcesoria / Accessories



1	PA-GLAXGKZK3M-00C	3	profil, profile	srebrny, silver	aluminium, aluminium	5902801334498
2	PA-CPGLAXL-00	-	łącznik liniowy, straight connector		stal nierdzewna, stainless steel	5902801295430
3	PA-CPGLAXAH-00	-	łącznik poziomy, horizontal connector			5902801295300
4	PA-CPGLAXAV-00	-	łącznik pionowy, connector vertical			5902801295317
5	PA-OSMLGLAXM3M-00	3	osłonka mini, cover mini	mleczny, frosted	PC	5902801024047
6	PA-OSMLGLAXM45M-00	45		czarny, black		5902801620782
7	PA-OSCLGLAXM3M-00	3				5902801395581
8	PA-OSCLGLAXM45M-00	45				5902801620737
9	PA-OSTRGLAXM45M-00	45	transparentny, transparent	5902801620966		
10	PA-OSMLGLAXMK3M-00	3	osłonka kwadratowa, square cover	mleczny, frosted		5902801273926
11	PA-OSMLGLAXMO3M-00	3	osłonka okrągła, round cover			5902801274152
12	PA-OSMLGLAXT3M-00	3	osłonka trójkątna, triangular cover			5902801274084
13	PA-ZASGLAXMNKK-00	-	zaślepka kwadratowa, square end cap	szary, gray		ABS
14	PA-ZASGLAXMNKO-00	-	zaślepka okrągła, round end cap		5902801222986	
15	PA-ZASGLAXMNKW-00	-	zaślepka		5902801223181	




► PROFIL GLAX NAKŁADANY, MICRO
GLAX profile surface mounted micro




WORKING TEMPERATURE

Wąska linia światła,
Brak punktów świetlnych przy użyciu
dedykowanej taśmy LED o szerokości 5 mm
Narrow line of light.
No visible points of light due
to dedicated 5mm LED strip



		L m	i			
1	PA-GLAXMICNK-AL	2	profil, profile	srebrny, silver	aluminium, aluminium	5902801281549
2	PA-GLAXMICNK3M-AL	3				5902801281495
3	PA-OSMLGLAXMIC-00N	2	osłonka micro, cover micro	mleczny, frosted	PC	5902801359910
4	PA-OSMLGLAXMIC3M-00N	3				5902801337239
5	PA-OSMLGLAXMIC45M-00N	45				5902801620812
6	PA-ZASGLAXMICNK-00	-	zaślepka, end cap	szary, gray	ABS	5902801200274
7	PA-SPRGLAXMIC-00N	-	uchwyt, mounting clip	transparentny, transparent	PC	5902801632853



Profil nakładany
Surface mounted profile






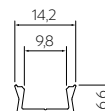
PROFIL GLAX NAKŁADANY **MINI**

Ceiling light fixture



WORKING TEMPERATURE

Taśma LED max 10 mm szerokości
LED strip width max 10 mm




		L m	i				
1	PA-GLAXMNK-AL	2	profil, profile	srebrny, silver	aluminium, aluminium,	5902801010316	
2	PA-GLAXMNK-AL-20M			czarny, black		5902801256660	
3	PA-GLAXMNK-AL-10			biały, white		5902801256684	
4	PA-GLAXMNK-AL-90			szampan, champagne		5902801256738	
5	PA-GLAXMNK3M-AL	3	profil, profile	srebrny, silver	aluminium, aluminium,	5902801010781	
6	PA-GLAXMNK3M-AL-20M			czarny, black		5902801255854	
7	PA-GLAXMNK3M-AL-10			biały, white		5902801255779	
8	PA-OSMLGLAXM-00	2	osłonka mini, cover mini	mleczny, frosted	PC	5902801024023	
9	PA-OSMLGLAXM3M-00	3				5902801024047	
10	PA-OSMLGLAXM45M-00	45				5902801620782	
11	PA-OSTRGLAXM-00	2				transparentny, transparent	5902801024030
12	PA-OSTRGLAXM3M-00	3		5902801024054			
13	PA-OSTRGLAXM45M-00	45		5902801620966			
14	PA-OSCLGLAXM-00	2		czarny, black	PC	5902801395437	
15	PA-OSCLGLAXM3M-00	3				5902801395581	
16	PA-OSCLGLAXM45M-00	45				5902801620737	
17	PA-OSMLGLAXMK-00	2				osłonka kwadratowa, square covere	mleczny, frosted
18	PA-OSMLGLAXMK3M-00	3		5902801273926			
19	PA-OSMLGLAXMO-00	2		osłonka okrągła, round cover	5902801222702		
20	PA-OSMLGLAXMO3M-00	3			5902801274152		
21	PA-ZASGLAXMNK-00	-		zaślepka standard, standard end cap	ABS	5902801024061	
22	PA-ZASGLAXMNK-10					szary, gray	5902801241536
23	PA-ZASGLAXMNK-90					biały, white	5902801245084
24	PA-ZASGLAXMNK-20M		szampan, champagne			5902801245268	
25	PA-ZASGLAXMKNK-00	-	zaślepka kwadratowa, square end cap	szary, gray	5902801222962		
26	PA-ZASGLAXMNKO-00	-	zaślepka okrągła, round end cap	szary, gray	5902801222986		
27	PA-SPRGLAXM-00N	-	uchwyt, mounting clip	transparentny, transparent	PC	5902801632839	

► PROFIL GLAX NAKŁADANY
GLAX profile surface mounted




WORKING TEMPERATURE

Taśma LED max 10 mm szerokości
LED strip width max 10 mm



		 m				
1	PA-GLAXNK-AL	2	profil, profile	srebrny, silver	aluminium, aluminium	5901867127037
2	PA-GLAXNK3M-AL	3				5901867196606
3	PA-OSMLGLAX-00	2	osłonka mini, cover mini	mleczny, frosted	PC	5901867111999
4	PA-OSMLGLAX3M-00	3				5901867197610
5	PA-OSMLGLAXM45M-00	45				5902801620782
6	PA-OSTRGLAX-00	2				5901867112002
7	PA-OSTRGLAX3M-00	3	transparentny, transparent			5901867197627
8	PA-OSTRGLAXM45M-00	45				5902801620966
9	PA-ZASGLAXNK-00	-	zaślepka, end cap	szary, gray	ABS	5901867136411




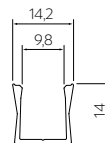
Profil ścienny
Wall profile

► PROFIL GLAX NAKŁADANY MINI, WYSOKI
Profile GLAX surface mounted mini high



WORKING TEMPERATURE

Brak widocznych punktów świetlnych
Taśma LED max 10 mm szerokości
No visible points of light LED strip width max 10 mm







Ostonki / Covers



Zaślepka / End cap

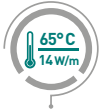


Uchwyt / Mounting clip




1	PA-GLAXMNKW-AL	2	profil, profile	srebrny, silver	aluminium, aluminium,	5902801027468
2	PA-GLAXMNKW-AL-20M			czarny, black		5902801256929
3	PA-GLAXMNKW-AL-10			biały, white		5902801256851
4	PA-GLAXMNKW-AL-90			szampan, champagne		5902801256813
5	PA-OSMLGLAXM-00	2	ostonka mini, cover mini	mleczny, frosted	PC	5902801024023
6	PA-OSMLGLAXM45M-00	45				5902801620782
7	PA-OSTRGLAXM-00	2		transparentny, transparent		5902801024030
8	PA-OSTRGLAXM45M-00	45				5902801620966
9	PA-OSCLGLAXM-00	2		czarny, black		5902801395437
10	PA-OSCLGLAXM45M-00	45				5902801620737
11	PA-ZASGLAXMNKW-00	-	zaślepka, end cap	szary, gray	ABS	5902801223181
12	PA-ZASGLAXMNKW-10	-		biały, white		5902801241857
13	PA-ZASGLAXMNKW-90	-		szampan, champagne		5902801241543
14	PA-ZASGLAXMNKW-20M	-		czarny mat, black matt		5902801241802
15	PA-SPRGLAXM-00N	-	uchwyt, mounting clip	transparentny, transparent	PC	5902801632839

► PROFIL GLAX WPUSZCZANY, MICRO
GLAX profile recessed micro



WORKING TEMPERATURE

Wąska linia światła,
Brak punktów świetlnych przy użyciu
dedykowanej taśmy LED o szerokości 5 mm
Narrow line of light. No visible points of light
due to dedicated 5mm LED strip



1	PA-GLAXMIC-AL	2	profil, profile	srebrny, silver	aluminium, aluminium	5902801281600
2	PA-GLAXMIC3M-AL	3				5902801281839
3	PA-OSMLGLAXMIC-00N	2	osłonka micro, cover micro	mleczny, frosted	PC	5902801359910
4	PA-OSMLGLAXMIC3M-00N	3				5902801337239
5	PA-OSMLGLAXMIC45M-00N	45				5902801620812
6	PA-ZASGLAXMIC-00	-	zaślepka, end cap	szary, gray	ABS	5902801200205



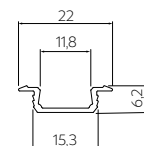
Profil nakładany
Surface mounted profile

► PROFIL GLAX WPUSZCZANY
Profile GLAX recessed




WORKING TEMPERATURE





Taśma LED max 10 mm szerokości
LED strip width max 10 mm



Ostonki / Covers

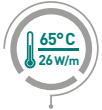


Zaslepki / End caps




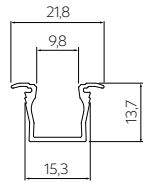
1	PA-GLAX-AL	2	profil, profile	srebrny, silver	aluminium, aluminium	5901867111975
2	PA-GLAX-AL-20M			czarny, black		5902801256431
3	PA-GLAX-AL-10			biały, white		5902801256691
4	PA-GLAX-AL-90			szampan, champagne		5902801256639
5	PA-GLAX3M-AL	3		srebrny, silver		5901867196583
6	PA-GLAX3M-AL-20M			czarny, black		5902801308789
7	PA-GLAX3M-AL-10			biały, white		5902801308932
8	PA-OSMLGLAX-00	2	ostonka, cover	mleczny, frosted	PC	5901867111999
9	PA-OSMLGLAX3M-00	3				5901867197610
10	PA-OSMLGLAX35M-00	35				5902801620751
11	PA-OSCLGLAX-00	2		czarny, black		5902801395161
12	PA-OSCLGLAX3M-00	3				5902801395314
13	PA-OSCLGLAX35M-00	35				5902801620690
14	PA-OSTRGLAX-00	2	transparentny, transparent	5901867112002		
15	PA-OSTRGLAX3M-00	3		5901867197627		
16	PA-OSTRGLAX35M-00	35		5902801620911		
17	PA-ZASGLAX-00	-	zaślepka, end cap	szary, gray	ABS	5901867111982
18	PA-ZASGLAX-10	-		biały, white		5902801245145
19	PA-ZASGLAX-90	-		szampan, champagne		5902801245169
20	PA-ZASGLAX-20M	-		czarny mat, black matt		5902801244674

► PROFIL GLAX MINI WPUSZCZANY, WYSOKI
Profile GLAX MINI, recessed high



WORKING TEMPERATURE




Brak widocznych punktów świetlnych
Taśma LED max 10 mm szerokości
No visible points of light LED
strip width max 10 mm



Ostonki / Covers



Zaślepki / End caps



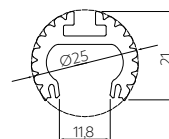
		 m				
1	PA-GLAXMW-AL	2	profil, profile	srebrny, silver	aluminium, aluminium	5902801027475
2	PA-GLAXMW-AL-20M			czarny, black		5902801256967
3	PA-GLAXMW-AL-10			biały, white		5902801256622
4	PA-GLAXMW-AL-90			szampan, champagne		5902801257049
5	PA-OSCLGLAXM-00	2	osłonka mini, cover mini	czarny, black	PC	5902801395437
6	PA-OSCLGLAXM45M-00	45				5902801620737
7	PA-OSMLGLAXM-00	2		mleczny, frosted		5902801024023
8	PA-OSMLGLAXM45M-00	45				5902801620782
9	PA-OSTRGLAXM-00	2		transparentny, transparent		5902801024030
10	PA-OSTRGLAXM45M-00	45				5902801620966
11	PA-OSMLGLAXMK-00	2	osłonka kwadratowa, square covere	mleczny, frosted		5902801040511
12	PA-ZASGLAXMW-00	-	zaślepka standard, standard end cap	szary, gray	ABS	5902801040481
13	PA-ZASGLAXMW-20M	-		czarny mat, black matt		5902801241628
14	PA-ZASGLAXMW-10	-		biały, white		5902801241635
15	PA-ZASGLAXMW-90	-		szampan, champagne		5902801242090
16	PA-ZASGLAXMWK-00	-		zaślepka kwadratowa, square end cap		szary, gray

► PROFIL GLAX DRAŻKOWY
GLAX rail profile



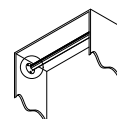
WORKING TEMPERATURE

Taśma LED max 12 mm szerokości
LED strip width max 12 mm

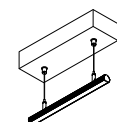


Możliwości montażu jako,
Assembly options as

Ostonki / Covers



- drążek w szafie
- rod in the closet



- oprawa zwieszana
- suspended luminaire


Zaślepka / End cap



Rozetka / Rail socket




Zawieszka / Hanger



1	PA-GLAXDR-AL	2	profil, profile	srebrny, silver	aluminium, aluminium	5902801258954
2	PA-OSMLGLAX-00	2	osłonka, cover	mleczny, frosted	PC	5901867111999
3	PA-OSMLGLAX35M-00	35				5902801620751
4	PA-OSTRGLAX-00	2		transparentny, transparent		5901867112002
5	PA-OSTRGLAX35M-00	35				5902801620911
6	PA-ZASGLAXDR-00	-		zaślepka, end cap		szary, gray
7	PA-ROZGLAX-53	-	rozetka, rail socket	5902801018046		
8	PA-ROZGLAXP-53	-	rozetka premium, rail socket premium	5902801226359		
9	PA-ZAWGLAXDR-00	1,5	zawieszka, hanger	chrom, chrome	stal, steel	5902801046506

► PROFIL GLAX Z RADIATOREM
Profile GLAX with heatsink

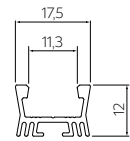


WORKING
TEMPERATURE

Taśma LED max 12 mm szerokości
LED strip width max 12 mm

Dedykowana soczewka zawężająca
kąt świecenia do 60°.
Dedicated lens that narrows the beam
angle to 60 degrees.

Możliwość zawieszenia oprawy
za pomocą linek.
Possibility to suspend the fixture
using lines



Ostonki / Covers




Zaślepka / End cap



Zawieszka / Hanger



Uchwyt / Mounting clip



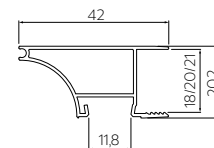
1	PA-GLAXRAD-AL	2	profil, profile	srebrny, silver	aluminium, aluminium	5902801281877
2	PA-OSMLGLAXSO-00	2	osłonka soczewka, cover lenticular	transparentny, transparent	PMMA	5902801293153
3	PA-OSMLGLAX-00	2	osłonka, cover	mleczny, frosted	PC	5901867111999
4	PA-OSMLGLAX35M-00	35				5902801620751
5	PA-OSTRGLAX-00			transparentny, transparent		5901867112002
6	PA-OSTRGLAX35M-00	35				5902801620911
7	PA-ZASGLAXRAD-00	-	zaślepka, end cap	szary, gray	ABS	5902801200373
8	PA-ZAWGLAXDR-00	1,5	zawieszka, hanger	chrom, chrome	stal, steel	5902801046506
9	PA-SPRGLAXM-00N	-	uchwyt, mounting clip	transparentny, transparent	PC	5902801632839

PROFIL GLAX WIĘNCOWY
Rim profile GLAX







WORKING TEMPERATURE

Taśma LED max 12 mm szerokości
LED strip width max 12 mm



Ostonki / Covers

Uszczelka / Cord gasket



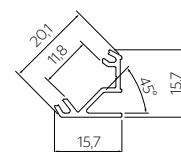
		BOARD mm	L m				
1	PA-GLAXWN-AL	18	3	profil, profile	srebrny, silver	aluminium, aluminium	5902801258619
2	PA-GLAXWN3M-AL						5902801363511
3	PA-GLAXWN3M-AL-20M						5902801363535
4	PA-GLAXWN3M-AL-10						5902801363641
5	PA-GLAXWN3M-AL-06						5902801363665
6	PA-GLAXWN16-AL	16	2		srebrny, silver		5902801210969
7	PA-GLAXWN19-AL	19					5902801210723
8	PA-OSMLGLAX-00	-	3	osłonka, cover	mleczny, frosted	PC	5901867111999
9	PA-OSMLGLAX3M-00	-					5901867197610
10	PA-OSMLGLAX35M-00	-					5902801620751
11	PA-OSCLGLAX-00	-	2	osłonka, cover	czarny, black	PC	5902801395161
12	PA-OSCLGLAX3M-00	-	3				5902801395314
13	PA-OSCLGLAX35M-00	-	35				5902801620690
14	PA-OSTRGLAX-00	-	2	osłonka, cover	transparentny, transparent	PC	5901867112002
15	PA-OSTRGLAX3M-00	-	3				5901867197627
16	PA-OSTRGLAX35M-00	-	35				5902801620911
17	PA-USZGLAX-00N	-	10	uszczelka, cord gasket	czarny, black	EPDM	5902801021039
18	PA-USZGLAX-10N	-			biały, white		5902801297502

► PROFIL GLAX KĄTOWY, NAKŁADANY
GLAX aluminium corner profile – surface mounted




WORKING TEMPERATURE

Taśma LED max 10 mm szerokości
LED strip width max 10 mm







Oslonki / Covers



Zaślepki / End caps



Uchwyt / Mounting clip



		L m	i			
1	PA-GLAXNKKT-AL	2	profil, profile	srebrny, silver	aluminium, aluminium	5901867199089
2	PA-GLAXNKKT-AL-20M			czarny, black		5902801256721
3	PA-GLAXNKKT-AL-10			biały, white		5902801259647
4	PA-GLAXNKKT-AL-90			szampan, champagne		5902801256868
5	PA-GLAXNKKT3M-AL	3		srebrny, silver		5901867199072
6	PA-GLAXNKKT3M-AL-20M			czarny, black		5902801308758
7	PA-GLAXNKKT3M-AL-10			biały, white		5902801308956
8	PA-OSMLGLAX-00	2	osłonka, cover	mleczny, frosted	PC	5901867111999
9	PA-OSMLGLAX3M-00	3				5901867197610
10	PA-OSMLGLAX35M-00	35				5902801620751
11	PA-OSCLGLAX-00	2		czarny, black		5902801395437
12	PA-OSCLGLAX3M-00	3				5902801395314
13	PA-OSCLGLAX35M-00	35				5902801620690
14	PA-OSTRGLAX-00	2	transparentny, transparent	5901867112002		
15	PA-OSTRGLAX3M-00	3		5901867197627		
16	PA-OSTRGLAX35M-00	35		5902801620911		
17	PA-OSMLGLAXT-00	2	osłonka trójkątna, triangular cover	mleczny, frosted		5902801040627
18	PA-OSMLGLAXT3M-00	3				5902801274084
19	PA-ZASGLAXNKKT-00	-	zaślepka trójkątna, end cap triangular	szary, gray	ABS	5902801222900
20	PA-ZASGLAXNKKT-10	-		biały, white		5902801241734
21	PA-ZASGLAXNKKT-90	-		szampan, champagne		5902801245152
22	PA-ZASGLAXNKKT-20M	-		czarny mat, black matt		5902801244476
23	PA-ZASGLAXNKKT-00	-	zaślepka standard, end cap standard	szary, gray		5902801223136
24	PA-SPRGLAXMIC-00N	-	uchwyt, mounting clip	transparentny, transparent	PC	5902801632853

► PROFIL GLAX PRZEGRODOWY WĄSKI

Glax aluminium edge profile




WORKING TEMPERATURE

Taśma LED max 10 mm szerokości
LED strip width max 10 mm



1 2

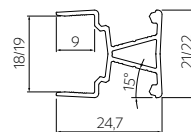
Ostonki / Covers



3 4



5 6



		BOARD mm	L m	i				
1	PA-GLAXMNBW3M-AL	18	3	profil, profile	srebrny, silver	aluminium, aluminium	5902801259142	
2	PA-GLAXMNBW3M19-AL	19					5902801281594	
3	PA-OSMLGLAXM3M-00	-	ostonka mini, cover mini		mleczny, frosted	PC	5902801024054	
4	PA-OSMLGLAXM45M-00	-					45	5902801620782
5	PA-OSTRGLAXM3M-00	-			3		transparentny, transparent	5902801024047
6	PA-OSTRGLAXM45M-00	-			45		5902801620966	

► PROFIL GLAX COKOŁOWY WĄSKI, JEDNOSTRONNY

Corner profile GLAX, one-sided edge mounted




WORKING TEMPERATURE

Taśma LED max 10 mm szerokości
LED strip width max 10 mm




1 2

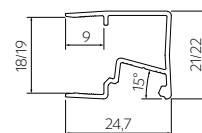
Ostonki / Covers



3 4



5 6



		BOARD mm	L m	i				
1	PA-GLAXMNBW3M-AL	18	3	profil, profile	srebrny, silver	aluminium, aluminium	5902801259128	
2	PA-GLAXMNBW3M19-AL	19					5902801281563	
3	PA-OSMLGLAXM3M-00	-	ostonka mini, cover mini		mleczny, frosted	PC	5902801024054	
4	PA-OSMLGLAXM45M-00	-					45	5902801620782
5	PA-OSTRGLAXM3M-00	-			3		transparentny, transparent	5902801024047
6	PA-OSTRGLAXM45M-00	-			45		5902801620966	


► PROFIL GLAX PÓŁKOWY MINI
Shelf profile GLAX mini



WORKING TEMPERATURE

Taśma LED max 10 mm szerokości
LED strip width max 10 mm

Możliwość zastosowania 3 taśm LED
Possibility of using 3 LED strips



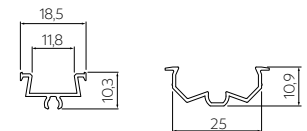

1	PA-GLAXMPK-AL	2	profil, profile	srebrny, silver	aluminium, aluminium	5902801258633
2	PA-OSMLGLAXM-00					5902801024030
3	PA-OSMLGLAXM45M-00	45	osłonka mini, cover mini	mleczny, frosted	PC	5902801620782
4	PA-OSTRGLAXM-00	2				5902801024023
5	PA-OSTRGLAXM45M-00	45				transparentny, transparent

► PROFIL GLAX, Z REGULOWANYM KĄTEM ŚWIECENIA
Aluminium Profile LED with adjustable angle



WORKING TEMPERATURE

Taśma LED max 10 mm szerokości
LED strip width max 10 mm



1	PA-GLAXREG1-AL	2	profil, profile	srebrny, silver	aluminium, aluminium	5902801257773
2	PA-GLAXREG2-AL					5902801257797
3	PA-OSMLGLAX-00	2	osłonka, cover	mleczny, frosted	PC	5901867111999
4	PA-OSTRGLAX-00					transparentny, transparent



► PROFIL GLAX COKOŁOWY JEDNOSTRONNY

GLAX aluminium edge profile – single-sided



WORKING TEMPERATURE

Taśma LED max 12 mm szerokości
LED strip width max 12 mm



		BOARD mm	L m				
1	PA-GLAXNBJ3M16-AL	16	3	profil, profile	srebrny, silver	aluminium, aluminium	5902801257834
2	PA-GLAXNBJ3M-AL	18					5902801258626
3	PA-GLAXNBJ3M19-AL	19					5902801257605
4	PA-OSMLGLAX3M-00	-	35	osłonka, cover	mleczny, frosted	PC	5901867197610
5	PA-OSMLGLAX35M-00	-					5902801620751
6	PA-OSTRGLAX3M-00	-	3	transparentny, transparent		PC	5901867197627
7	PA-OSTRGLAX35M-00	-	35				5902801620911



► PROFIL GLAX COKOŁOWY JEDNOSTRONNY, DO WYPEŁNIENIA OBRZEŻEM

GLAX aluminium edge profile – single-sided option to fill with matching edge banding



WORKING TEMPERATURE

Taśma LED max 12 mm szerokości
LED strip width max 12 mm





		BOARD mm	L m				
1	PA-GLAXNB JW3M16-AL	16	3	profil, profile	srebrny, silver	aluminium, aluminium	5902801259036
2	PA-GLAXNB JW3M-AL	18					5902801258657
3	PA-GLAXNB JW3M19-AL	19					5902801258978
4	PA-OSMLGLAX3M-00	-	35	osłonka, cover	mleczny, frosted	PC	5901867197610
5	PA-OSMLGLAX35M-00	-					5902801620751
6	PA-OSTRGLAX3M-00	-	3	transparentny, transparent		PC	5901867197627
7	PA-OSTRGLAX35M-00	-	35				5902801620911

► PROFIL GLAX PRZEGRODOWY DWUSTRONNY
GLAX aluminium edge profile – double sided



WORKING TEMPERATURE

Taśma LED max 12 mm szerokości
LED strip width max 12 mm




1	PA-GLAXNBD3M16-AL	16	3	profil, profile	srebrny, silver	aluminium, aluminium	5902801259012
2	PA-GLAXNBD3M-AL	18					5902801258640
3	PA-GLAXNBD3M19-AL	19					5902801257650
4	PA-OSMLGLAX3M-00	-	35	osłonka, cover	mleczny, frosted	PC	5901867197610
5	PA-OSMLGLAX35M-00	-					5902801620751
6	PA-OSTRGLAX3M-00	-	3	transparentny, transparent			5901867197627
7	PA-OSTRGLAX35M-00	-	35				5902801620911

► PROFIL GLAX PRZEGRODOWY DWUSTRONNY, DO WYPEŁNIENIA OBRZEŻEM
GLAX aluminium edge profile – double sided option to fill with matching edge banding



WORKING TEMPERATURE

Taśma LED max 12 mm szerokości
LED strip width max 12 mm





1	PA-GLAXNBDW3M16-AL	16	3	profil, profile	srebrny, silver	aluminium, aluminium	5902801259050
2	PA-GLAXNBDW3M-AL	18					5902801258664
3	PA-GLAXNBDW3M19-AL	19					5902801257803
4	PA-OSMLGLAX3M-00	-	35	osłonka, cover	mleczny, frosted	PC	5901867197610
5	PA-OSMLGLAX35M-00	-					5902801620751
6	PA-OSTRGLAX3M-00	-	3	transparentny, transparent			5901867197627
7	PA-OSTRGLAX35M-00	-	35				5902801620911

► PROFIL GLAX KĄTOWY
GLAX corner profile



WORKING TEMPERATURE

Taśma LED max 12 mm szerokości
LED strip width max 12 mm




1	PA-GLAXKT-AL	2	profil, profile	srebrny, silver	aluminium, aluminium	5901867127020
2	PA-GLAXKT3M-AL	3				5901867196590
3	PA-OSMLGLAX-00	2	osłonka, cover	mleczny, frosted	PC	5901867111999
4	PA-OSMLGLAX3M-00	3				5901867197610
5	PA-OSMLGLAX35M-00	35				5902801620751
6	PA-OSTRGLAX-00	2		transparentny, transparent		5901867112002
7	PA-OSTRGLAX3M-00	3				5901867197627
8	PA-OSTRGLAX35M-00	35				5902801620911
9	PA-ZASGLAXKT-00	-	zaślepka, end cap	szary, gray	ABS	5901867136428

► PROFIL GLAX KĄTOWY, WPUSZCZANY
Recessed corner profile GLAX



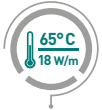
WORKING TEMPERATURE

Taśma LED max 10 mm szerokości
LED strip width max 10 mm



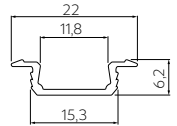
1	PA-GLAXWPKT-AL	2	profil, profile	srebrny, silver	aluminium, aluminium	5902801257742	
2	PA-OSMLGLAX-00					5901867111999	
3	PA-OSMLGLAX35M-00	35	osłonka, cover	mleczny, frosted	PC	5902801620751	
4	PA-OSTRGLAX-00	2				transparentny, transparent	5901867112002
5	PA-OSTRGLAX35M-00	35					5902801620911

ZESTAW GLAX WPUSZCZANY
GLAX recessed - kit



WORKING TEMPERATURE

Taśma LED max 10 mm szerokości
LED strip width max 10 mm




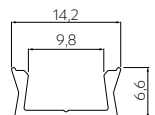
1	PA-ZGLAXOMZ-00	2	srebrny, silver	aluminium, PC mleczne, ABS; aluminium, PC frosted ABS;	5902801255748
2	PA-ZGLAXOMZ-20M		czarny, black		5902801386640
3	PA-ZGLAXOMZ-10		biały, white		5902801387128

ZESTAW GLAX NAKŁADANY MINI
GLAX profile mini surface mounted - kit



WORKING TEMPERATURE

Taśma LED max 10 mm szerokości
LED strip width max 10 mm



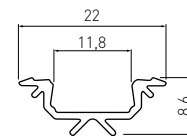

1	PA-ZGLAXMNKOMZ-00	2	srebrny, silver	aluminium, PC mleczne, ABS; aluminium, PC frosted ABS;	5902801255885
2	PA-ZGLAXMNKOMZ-20M		czarny, black		5902801386176
3	PA-ZGLAXMNKOMZ-10		biały, white		5902801386503

▶ ZESTAW GLAX KĄTOWY
GLAX corner profile - kit



WORKING TEMPERATURE

Taśma LED max 10 mm szerokości
LED strip width max 10 mm



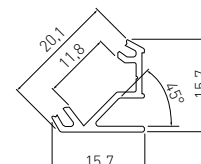
PA-ZGLAXKTOMZ-00	2	srebrny, silver	aluminium, PC mleczne, ABS; aluminium, PC frosted ABS;	5902801255892

▶ ZESTAW GLAX KĄTOWY NAKŁADANY
GLAX aluminium corner profile - surface mounted - kit



WORKING TEMPERATURE

Taśma LED max 10 mm szerokości
LED strip width max 10 mm



1	PA-ZGLAXNKKTOMZ-20M	2	czarny, black	aluminium, PC mleczne, ABS; aluminium, PC frosted ABS;	5902801386343
2	PA-ZGLAXNKKTOMZ-10		biały, white		5902801386572


ZASILACZ LED EASY CLICK
LED power supply EASY CLICK



POWER CORD 1,5m EASY CLICK COMPATIBLE SLIM BODY



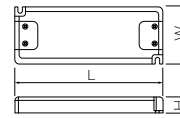
ZASILACZ LED EASY CLICK
LED power supply EASY CLICK



POWER CORD 1,5m EASY CLICK COMPATIBLE SLIM BODY



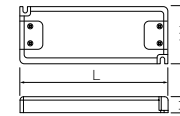
ZASILACZ LED PRO+
LED power supply



	L	W	H
LD-ZAS09WEC-30	103	41	12
LD-ZAS15WEC-30	129	42	16
LD-ZAS20WEC-30	129	42	16
LD-ZAS30WEC-30	160	50	18
LD-ZAS60WEC-30	190	62	21
LD-ZAS100WEC-30	190	62	21

*mm

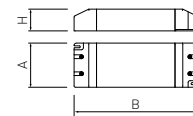
	⊗ _{max}	i	A	⊞	⊞	📊
LD-ZAS09WEC-30	9 W	3 miniAMP	0,75 A	tworzywo, plastic	110 g	5902801360664
LD-ZAS15WEC-30	15 W	4 miniAMP	1,25 A		130 g	5902801361876
LD-ZAS20WEC-30	20 W		1,67 A		140 g	5902801369872
LD-ZAS30WEC-30	30 W	6 miniAMP	2,5 A		190 g	5902801370038
LD-ZAS60WEC-30	60 W		5 A		290 g	5902801369995
LD-ZAS100WEC-30	100 W		8,33 A		300 g	5902801682681



	L	W	H
LD-ZAS09WEC24-30	103	41	12
LD-ZAS15WEC24-30	129	42	16
LD-ZAS20WEC24-30	129	42	16
LD-ZAS30WEC24-30	160	50	18
LD-ZAS60WEC24-30	190	62	21
LD-ZAS100WEC24-30	190	62	21

*mm

	⊗ _{max}	i	A	⊞	⊞	📊
LD-ZAS09WEC24-30	9 W	3 miniAMP	0,375 A	tworzywo, plastic	140 g	5902801435881
LD-ZAS15WEC24-30	15 W	4 miniAMP	0,625 A		160 g	5902801435928
LD-ZAS20WEC24-30	20 W		0,83 A		170 g	5902801435942
LD-ZAS30WEC24-30	30 W	6 miniAMP	1,25 A		220 g	5902801435867
LD-ZAS60WEC24-30	60 W		2,5 A		320 g	5902801436390
LD-ZAS100WEC24-30	100 W		4,17A		300 g	5902801683435

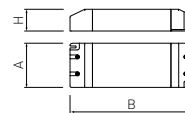


NEW

	⊗ _{max}	A	PF	⊞	⊞	BxAxH mm	📊
LD-ZAS24PROPLUS06W-30	6 W	0,25 A	> 0,7	tworzywo, plastic	60 g	90x40x24	5902801556579
LD-ZAS24PROPLUS12W-30	12 W	0,5 A	> 0,9		60 g	90x40x24	5902801556593
LD-ZAS24PROPLUS15W-30	15 W	0,625 A			65 g	90x40x24	5902801556616
LD-ZAS24PROPLUS20W-30	20 W	0,83 A			85 g	120x42x20	5902801556630
LD-ZAS24PROPLUS36W-30	36 W	1,5 A			120 g	147x48x24	5902801556654
LD-ZAS24PROPLUS50W-30	50 W	2,08 A			200 g	185x65x22	5902801556678
LD-ZAS24PROPLUS60W-30	60 W	2,5 A			200 g	185x65x22	5902801556692
LD-ZAS24PROPLUS80W-30	80 W	3,3 A			400 g	170x57x32	5902801556715
LD-ZAS24PROPLUS100W-30	100 W	4,16 A			305 g	180x66x32	5902801556739
LD-ZAS24PROPLUS150W-30	150 W	6,25 A			540 g	205x71x35	5902801556753

ZASILACZ LED **PRO+**
LED power supply

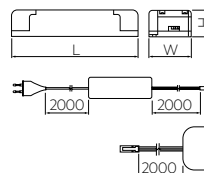
NEW



Folder	Σ_{max}	A	PF	Material	Weight	BxAxH mm	Barcode
LD-ZASPROPLUS06W-30	6 W	0,5 A	> 0,7	tworzywo, plastic	60 g	90x40x24	5902801556326
LD-ZASPROPLUS12W-30	12 W	1 A	> 0,9		60 g	90x40x24	5902801556357
LD-ZASPROPLUS15W-30	15 W	1,25 A			54 g	90x40x24	5902801556371
LD-ZASPROPLUS20W-30	20 W	1,66 A			85 g	120x42x20	5902801556395
LD-ZASPROPLUS36W-30	36 W	3 A			120 g	147x48x24	5902801556432
LD-ZASPROPLUS50W-30	50 W	4,16 A			200 g	185x65x22	5902801556456
LD-ZASPROPLUS60W-30	60 W	5 A			200 g	185x65x22	5902801556487
LD-ZASPROPLUS80W-30	80 W	6,66 A			400 g	170x57x32	5902801556517
LD-ZASPROPLUS100W-30	100 W	8,33 A			305 g	180x66x32	5902801556531
LD-ZASPROPLUS150W-30	150 W	12,5 A			540 g	205x71x35	5902801556555



UKŁAD ZASILAJĄCY **PRO**
LED power supplies set PRO+



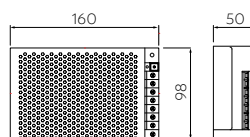

Folder	L	W	H
LD-ZZAS07PROKD6	100	39	25
LD-ZZAS12PROKD6	120	42	27
LD-ZZAS16PROKD6	120	42	27
LD-ZZAS24PROKD6	140	47	29
LD-ZZAS33PROKD6	155	53	30

*mm

Folder	Σ_{max}	Material	Barcode
LD-ZZAS07PROKD6	7 W	tworzywo, plastic	5902801246180
LD-ZZAS12PROKD6	12 W		5902801246364
LD-ZZAS16PROKD6	16 W		5902801245848
LD-ZZAS24PROKD6	24 W		5902801246203
LD-ZZAS33PROKD6	33 W		5902801231087



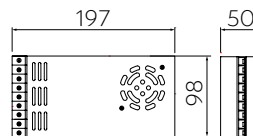
ZASILACZ LED
LED power supplies



Folder	Σ_{max}	Material	Weight	Barcode
LD-ZAS150-NW	max 150 W	aluminium, aluminium	347 g	5901867128829

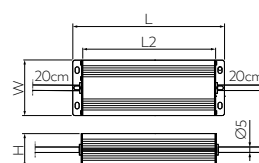


▶ ZASILACZ LED
LED power supplies



LD-ZAS350-NW	max 350 W	aluminium, aluminium	589 g	5901867128843

▶ ZASILACZE LED
LED power supply units

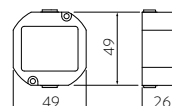


	L	L2	W	H
LD-WZA20W-NW	186	170	35	25
LD-WZA36W-NW	216	200	35	25
LD-WZA60W-NW	185	169	52	35
LD-WZA80W-NW	198	178	68	41
LD-WZA150W-NW	260	240	69	39

*mm

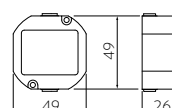
LD-WZA20W-NW	20 W	170 g	5901867128720
LD-WZA36W-NW	36 W	310 g	5901867128744
LD-WZA60W-NW	60 W	990 g	5901867128768
LD-WZA80W-NW	80 W	1000 g	5901867128782
LD-WZA150W-NW	150 W	2000 g	5901867128805

▶ ZASILACZ LED PUSZKOWY
LED power supply



LD-ZASPUSZ-15W-30	15 W	1,25 A	tworzywo, plastic	90 g	5902801433870
LD-ZASPUSZ-30W-30	30 W	2,5 A		105 g	5902801433795

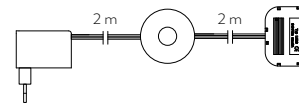

▶ ZASILACZ LED PUSZKOWY
LED power supply



LD-ZASPUSZ24-15W-30	15 W	0,625 A	tworzywo, plastic	102 g	5902801556470
LD-ZASPUSZ24-30W-30	30 W	1,25 A		105 g	5902801556340

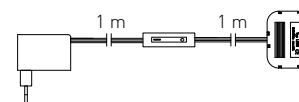
NEW

▶ UKŁAD ZASILAJĄCY DO KLIPÓW LED
Power feeder set for LED clips



LD-ZSKL15-00N	1,5 W	5 x mini AMP	tworzywo, plastic	5902801270970
LD-ZZASG18KWD6	1,8 W	6 x mini AMP		5902801294884

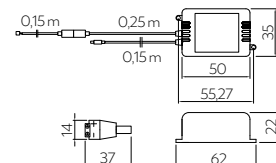

▶ UKŁAD ZASILAJĄCY
Power feeder set



LD-ZWND6W-10	max 6 W	tworzywo, plastic	5908231335753
LD-ZWND12-10	max 12 W		5908231336675

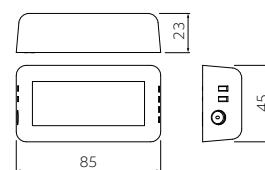
włączniki i sterowniki / switches and controllers

▶ KONTROLER RGB MINI Z PILOTEM
Mini RGB controller with remote control



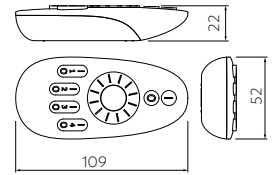
LD-KONMINI-RGB	RGB	tworzywo, plastic	5908231384676

▶ KONTROLER 1-STREFOWY MONO
1-zone controller MONO



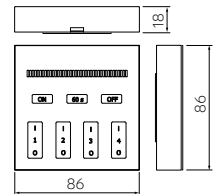
LD-KONML-MONO	MONO	tworzywo, plastic	5902801200151

▶ PILOT 4-STREFOWY MONO
4-zone remote controller MONO



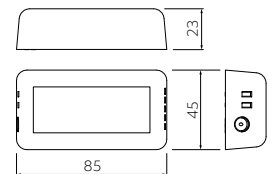
LD-KONML-MONO-PIL	tworzywo, plastic	5902801200502

▶ PANEL DOTYKOWY 4-STREFOWY NA BATERIE MONO
Battery powered 4-zone touch panel MONO



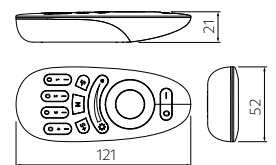
LD-KONML-MONO-PAN	tworzywo, plastic	5902801200571

▶ KONTROLER 1-STREFOWY RGBW
1-zone controller RGBW



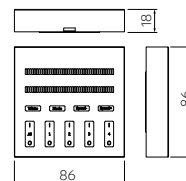
LD-KONML-RGBW	RGBW	tworzywo, plastic
		5902801200519

▶ PILOT 4-STREFOWY RGBW
4-zone remote controller RGBW



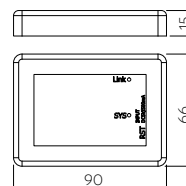
LD-KONML-RGBW-PIL	RGBW	tworzywo, plastic
		5902801200380

▶ PANEL DOTYKOWY 4-STREFOWY NA BATERIE RGBW
Battery powered 4-zone touch panel RGBW



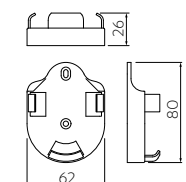
LD-KONML-WRGB-PAN	RGBW	tworzywo, plastic	5902801200489

▶ KONTROLER WIFI
WiFi-Controller

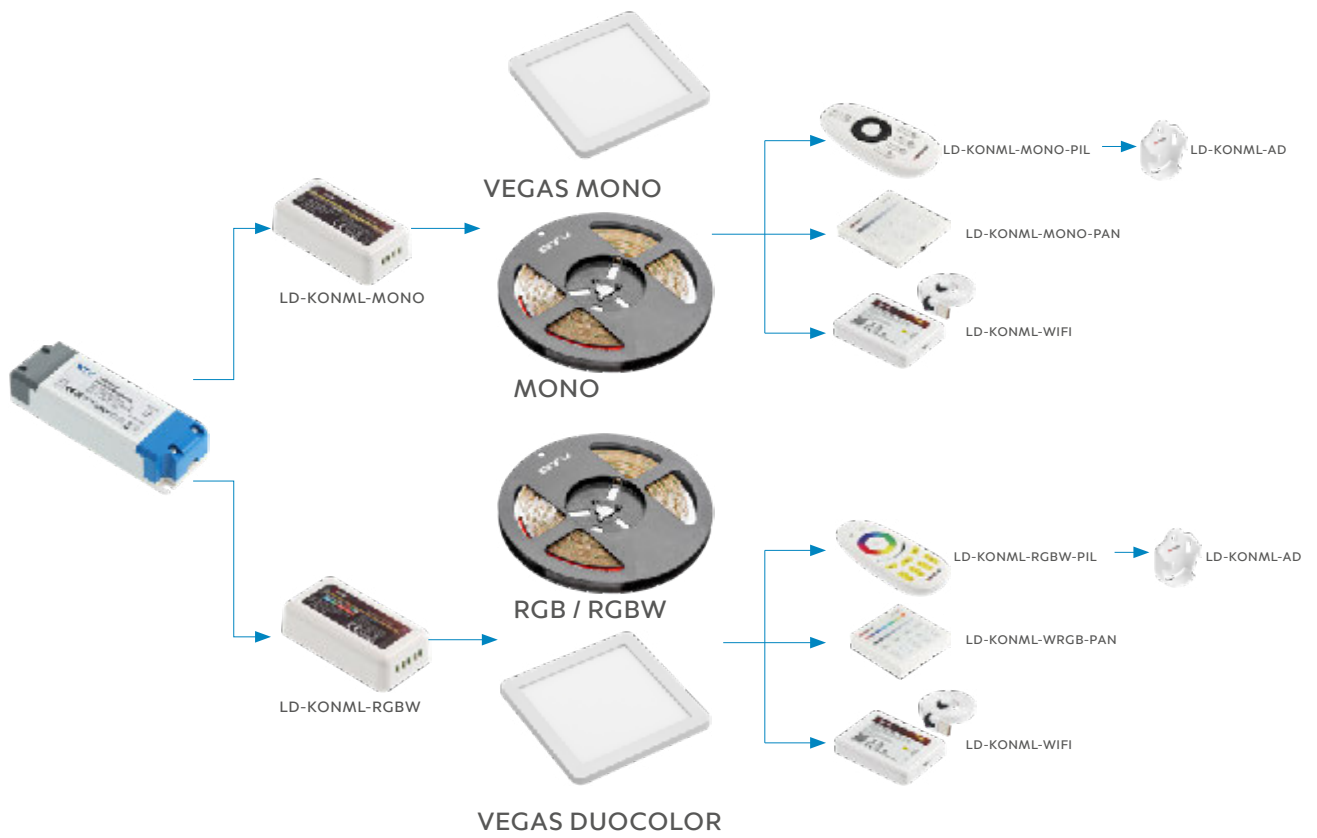


LD-KONML-WIFI	RGB	tworzywo, plastic	5902801200588

▶ ADAPTER DO PILOTA
Remote control adapter



LD-KONML-AD	biały, white	tworzywo, plastic	5902801200700

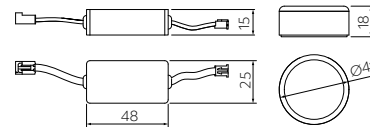


▶ WŁĄCZNIK DOTYKOWY BEZPRZEWODOWY

Wireless touchless switch



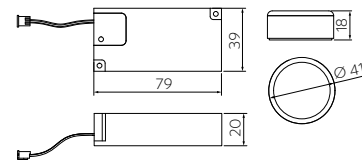

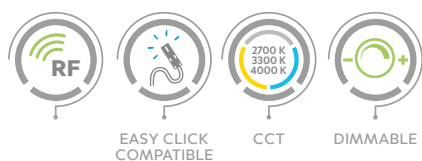
Możliwość kodowania kilku włączników pod jeden kontroler.
Possibility of coding several switches under one controller.



AE-WDBP1-10NN	biały, white	tworzywo, plastic	5902801640100
AE-WDBP1-20NN	czarny, black		5902801640124

▶ WŁĄCZNIK DOTYKOWY BEZPRZEWODOWY CCT

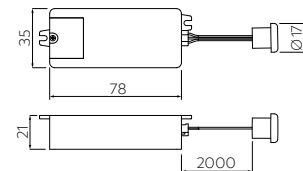
Wireless touchless switch CCT



AE-WDBP2CCT-10N	biały, white	tworzywo, plastic	5902801330971
AE-WDBP2CCT-20N	czarny, black		5902801331107

▶ WŁĄCZNIK BEZDOTYKOWY

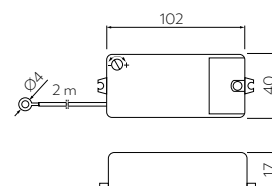
Touchless switch



	INFO		
AE-WBEZDC-10S	dwubiegowy two-pole	tworzywo, plastic	5901867160348
AE-WBEZDB-10S*	jednobiegowy single-pole		5901867160324

▶ WŁĄCZNIK DOTYKOWY POD ŚRUBĘ

Touch switch for a screw

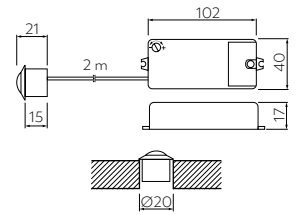


AE-WBEZDK15-10	tworzywo, plastic	5902801032110

▶ WŁĄCZNIK Z CZUJNIKIEM RUCHU PIR
Switch with PIR motion detector



MOTION SENSOR

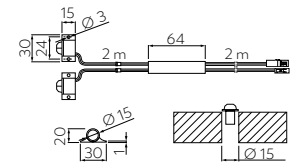


AE-WBEZDPIR-10	tworzywo, plastic	5902801032141

▶ WŁĄCZNIK Z DWOMA SENSORAMI RUCHU PIR II
Switch with two PIR II motion sensors



MOTION SENSOR EASY CLICK COMPATIBLE

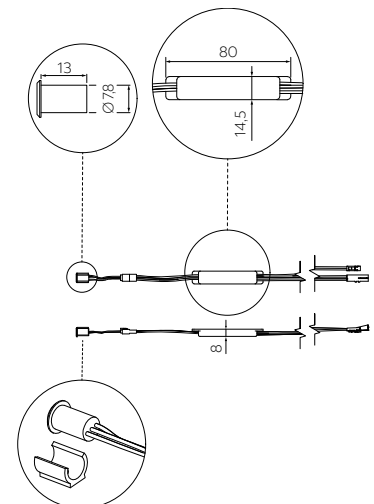


AE-WBEZDPIR2-20	tworzywo, plastic	5902801032639

▶ WŁĄCZNIK BEZDOTYKOWY MIKRO
Touchless switch MIKRO



EASY CLICK COMPATIBLE PROTECTION

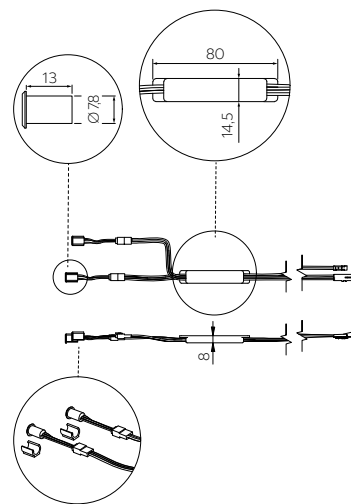


AE-WBE1-20	czarny, black	tworzywo, plastic	5902801458859
AE-WBE1-10	biały, white		5902801458835

▶ WŁĄCZNIK BEZDOTYKOWY MIKRO
Touchless switch MIKRO



EASY CLICK
COMPATIBLE

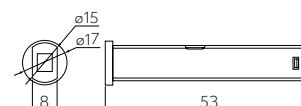



AE-WBE2-20	czarny, black	tworzywo, plastic	5902801458682
AE-WBE2-10	biały, white		5902801458644

▶ WŁĄCZNIK BEZDOTYKOWY UNIWERSALNY 3 W 1
3 in 1 all-purpose touchless switch



DIMMABLE EASY CLICK
COMPATIBLE

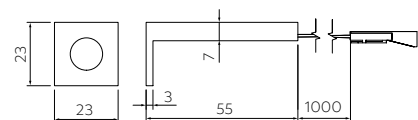


AE-WBBUNI-10DIM	biały, white	tworzywo, plastic	5901867158338
AE-WBCUNI-10DIM	czarny, black		5901867158352

▶ WŁĄCZNIK DOTYKOWY **BORD**
Touch switch



EASY CLICK
COMPATIBLE



AE-WDKBOR-53	chrom, chrome	tworzywo, plastic	5902801658990

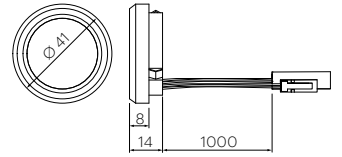
NEW

NEW

▶ WŁĄCZNIK DOTYKOWY RING
Touch switch



EASY CLICK
COMPATIBLE

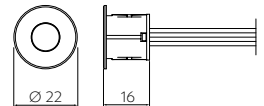


AE-WDRIN-20	chrom, chrome	tworzywo, plastic	5902801657979

▶ WŁĄCZNIK DOTYKOWY ŚCIEMNIALNY
Dimmable touch switch



DIMMABLE EASY CLICK
COMPATIBLE

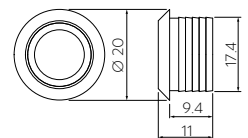


AE-WDSB-10DIM	biały, white	tworzywo, plastic	5901867175724
AE-WDSC-10DIM	czarny, black		5901867175748

▶ WŁĄCZNIK DOTYKOWY ŚCIEMNIALNY
Dimmable touch switch



DIMMABLE EASY CLICK
COMPATIBLE



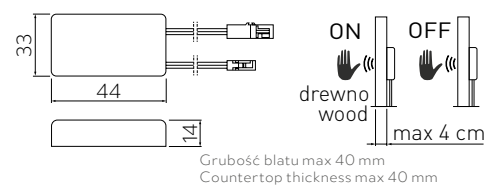
AE-WBEZD-NB	chrom, chrome	tworzywo, plastic	5902801367069

▶ WŁĄCZNIK PODBLATOWY ŚCIEMNIALNY
Dimmable touch switch undercounter

NEW



DIMMABLE EASY CLICK
COMPATIBLE



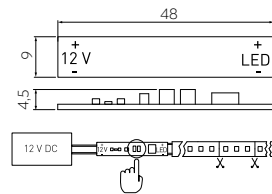

AE-WPDRW-00DIM	biały, white	tworzywo, plastic	5902801690266

▶ WŁĄCZNIK DO TAŚM LED MONTOWANY W PROFIL

Switch for LED strips mounted in profile



DIMMABLE EASY CLICK COMPATIBLE



AE-WLPR-60	-	biały, white	plytka elektroniczna circuit board	1000	5908231398284
AE-WLPR-60P2	2 m			500	5902801022005

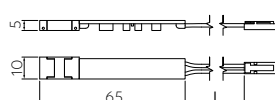
▶ WŁĄCZNIK BEZDOTYKOWY DO PROFILI LED Z KONEKTOREM COB

Switch for LED strips mounted in profile with COB connector

NEW



DIMMABLE EASY CLICK COMPATIBLE



	L
AE-WLPRKON-60	-
AE-WLPRKON-60P15	150
AE-WLPRKON-60P200	2000

*mm

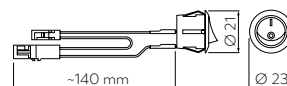
AE-WLPRKON-60	max 5 A	tworzywo, plastic	2000	5902801658891
AE-WLPRKON-60P15	max 3 A		3000	5902801659614
AE-WLPRKON-60P200	max 3 A		13000	5902801658945

▶ WŁĄCZNIK KOŁYSKOWY

Button switch



EASY CLICK COMPATIBLE



AE-WLB01-10	biały, white	tworzywo, plastic	5902801004346
AE-WLC01-20	czarny, black		5902801004322

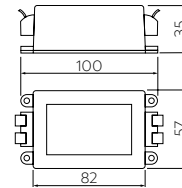
▶ PRZEŁĄCZNIK KOŁYSKOWY OKRĄGŁY

Round rocker switch



AE-WLIP44-15	biały, white	tworzywo, plastic	5901867125071

▶ ŚCIEMNIACZ LED
LED dimmerJACKY



LD-DIMLED-10	czarny, black	PC	800 g	5908231337597

▶ WŁĄCZNIK ŁAŃCUSZKOWY
Pull chain switch



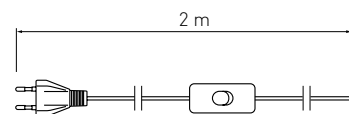
AE-WLLAN1-10	chrom, chrome	tworzywo, plastic	5908231313942
AE-WLLAN1-90	złoty, gold		5901867124548
AE-WLLAN1-20	czarny, black		5901867124531

▶ WŁĄCZNIK SZNURKOWY
Pull cable switch



AE-WLSZN1-10	czarny, black	polipropylen, polypropylene	590823133186

▶ KABEL ZASILAJĄCY Z WTYCZKĄ I WŁĄCZNIKIEM
Cable with plug and switch

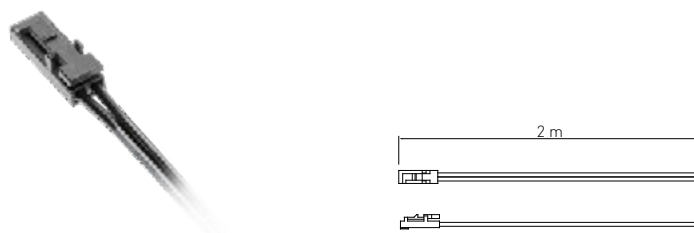


LD-KABE2M-00	biały, white	tworzywo, plastic	5908231335265

▶ PRZEWÓD ZE ZŁĄCZKĄ MINI AMP
Cable with Mini AMP



EASY CLICK
COMPATIBLE

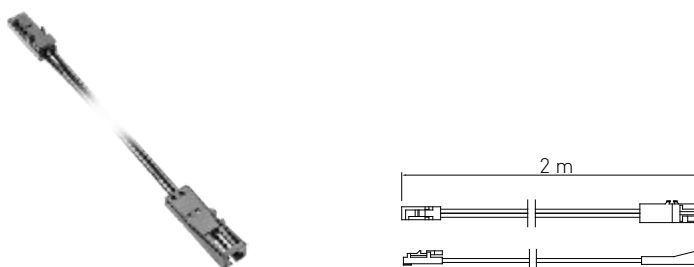


LZ-KA2MM-10	czarny, black	tworzywo, plastic	5901867174161

▶ PRZEWÓD ZE ZŁĄCZKAMI MINI AMP
Cable with Mini AMP



EASY CLICK
COMPATIBLE




LZ-KAPR2M-10	czarny, black	tworzywo, plastic	5908231335876

▶ ZŁĄCZKA DO OŚWIETLENIA LEDOWEGO Z DYSTRYBUTOREM, 3 GNIAZDA
LED fixtures connector with distributor 3 sockets



EASY CLICK
COMPATIBLE




LZ-AKZ312-10N	czarny, black	tworzywo, plastic	5901867174017

▶ ZŁĄCZKA DO OŚWIETLENIA LEDOWEGO Z DYSTRYBUTOREM, 6 GNIAZD
LED fixtures connector with distributor 6 sockets



EASY CLICK
COMPATIBLE




LZ-AKZ612-10N	czarny, black	tworzywo, plastic	5901867187598


▶ ZŁĄCZKA DO TAŚM LED COB
Connector for COB LED strips




EASY CLICK
COMPATIBLE



	📁	L	📦	📊
1	LD-ZTK8-COB	150 mm	tworzywo, plastic	5902801455841
2	LD-ZTK82-COB	2000 mm		5902801437748
3	LD-ZTL8AMP-COB	150 mm		5902801496844
4	LD-ZTL82MAMP-COB	2000 mm		5902801456138
5	LD-ZTL82M-COB	2000 mm		5902801454325
6	LD-ZTL8-COB	-		5902801455612
7	LD-ZTK8-COB	-		5902801456268



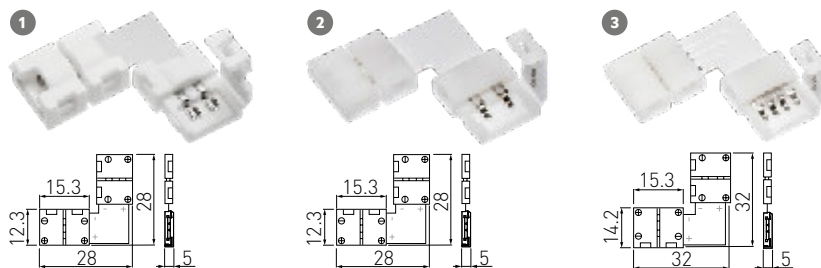
▶ ZŁĄCZKA XC11 DO TAŚM LED
Connector XC11 for LED strips



	📁	INFO	📦	📊
1	LD-ZTL8MM-02N600	8 mm / 600 LED	tworzywo, plastic	5902801001536
2	LD-ZTL10MM-02N	10 mm		5901867172587
3	LD-ZTLRGB-04N	RGB		5901867172617




▶ ZŁĄCZKA XC11 DO TAŚM LED KĄTOWA
Angular connector XC11 for LED strips



	INFO		
1	LD-ZTKT8MM-02N600	8 mm / 600 LED	5902801001550
2	LD-ZTKT10MM-02N	10 mm	5901867172884
3	LD-ZTKTRGB-04N	RGB	5901867172822



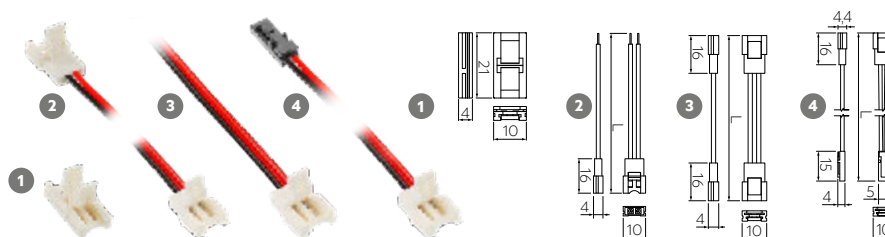
▶ ZŁĄCZKA XC11 DO TAŚM LED Z PRZEWODEM 15 CM
Connector XC11 with 15 cm cord for strips



	INFO		
1	LD-ZTK8MM-02N600	8 mm / 600 LED	5902801001543
2	LD-ZTK10MM-02N	10 mm	5901867172761



▶ ZŁĄCZKA XC11 DO TAŚM LED SLIM
Connector XC11 for LED strips SLIM



	INFO		
1	LD-ZTLS8MM-02N	8 mm	5902801202377
2	LD-ZTKS8MM-02N	15 cm	5902801202230
3	LD-ZTLS82M-2N	200 cm	5902801202391
4	LD-ZTLS8MMAMP-02N	200 cm + mini amp	5902801205392

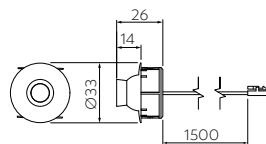


OPRAWA LED **POINT**
LED fitting

NEW



EASY CLICK
COMPATIBLE



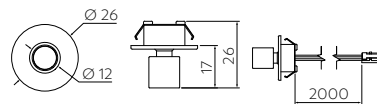
LD-PO-20	1.2 W	65 lm	● 4000 K	czarna black	aluminium, PC
5902801690303					

OPRAWA LED **POINT MINI**
LED fitting


NEW



EASY CLICK
COMPATIBLE



LD-POM-20	0,5 W	40 lm	● 4000 K	czarna black	aluminium, PC
5902801692550					



POINT MINI

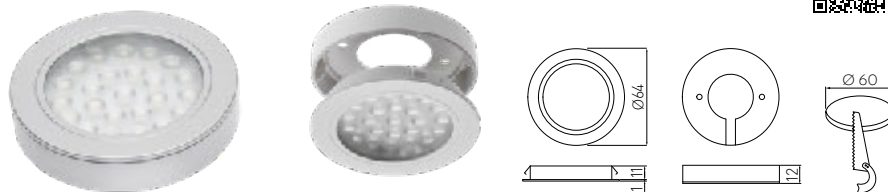
▶ **OPRAWA NAKŁADANA / WPUSZCZANA VASCO**

Fixture surface mounted / recessed

360°



EASY CLICK COMPATIBLE SURFACE/FLUSH MOUNTING



LD-VA24CB-53	130 lm	● 3000 K	aluminium, aluminium	tworzywo, plastic	5908231382627
LD-VA24NE-53		● 4000 K			5908231382641

▶ **OPRAWA LED LUMINO**

LED fixture



EASY CLICK COMPATIBLE



LD-LU16CB-53	85 lm	● 2700 K	aluminium, aluminium	tworzywo, plastic	5901867164742
LD-LU16NE-53		● 4000 K			5901867160874
LD-LU16ZB-53		● 6500 K			5901867160850

▶ **OPRAWA LED Z WŁĄCZNIKIEM CASTELLO**

LED fixture with switch



EASY CLICK COMPATIBLE



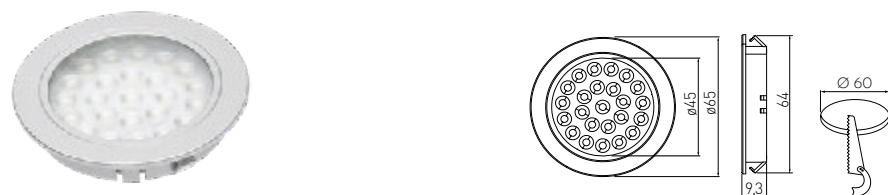
LD-CS36CB-53	180 lm	● 3000 K	aluminium, aluminium	tworzywo, plastic	5908231382597
LD-CS36NE-53		● 4000 K			5908231382603
LD-CS36ZB-53		● 6200 K			5908231382610

▶ **OPRAWA LED WPUSZCZANA ALVARO**

Recessed LED fixture



EASY CLICK COMPATIBLE

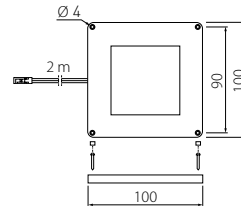



LD-AL24CB-53	130 lm	● 3000 K	aluminium, aluminium	tworzywo, plastic	5901867156976
LD-AL24NE-53		● 4000 K			5901867156969
LD-AL24ZB-53		● 6400 K			5901867156952

OPRAWA LED **VEGAS**
LED fixture



EASY CLICK
COMPATIBLE

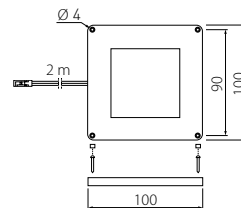


Folder	Light	Color	Material	Material	Barcode
LD-VE15CB-53N	140 lm	3000 K	aluminium, aluminium	tworzywo, aluminium plastic aluminium	5902801236655
LD-VE15NE-53N	145 lm	4000 K			5902801236730
LD-VE15ZB-53N	150 lm	6400 K			5902801235610

OPRAWA 2 W 1 **VEGAS**
Fixture 2 in 1



EASY CLICK DUO-COLOR
COMPATIBLE

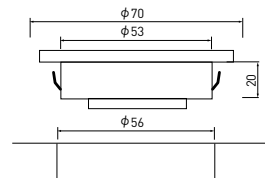


Powiązane produkty:
Włącznik dotykowy bezprzewodowy CCT
AE-WDBP2CCT-10N, AE-WDBP2CCT-20N
Related products: Wireless touchless switch
CCTAE-WDBP2CCT-10N AE-WDBP2CCT-20N



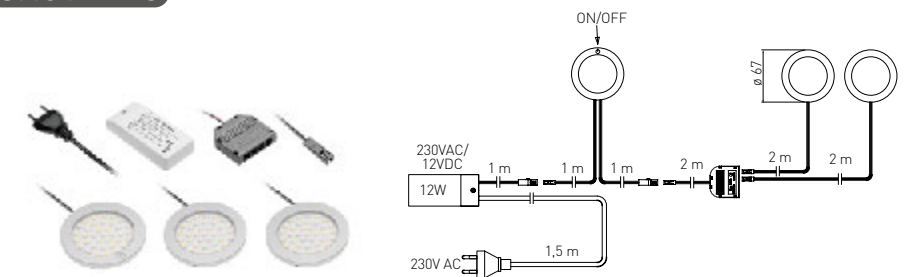
Folder	Light	Color	Material	Material	Barcode
LD-VE15CBZB-53N	140 lm	3000 K - 6400 K	aluminium, aluminium	tworzywo, aluminium plastic aluminium	5902801235627

OPRAWA LED **TREVI**
LED fixture



Folder	Light	Color	Material	Material	Barcode
LD-TR24CB-53	300 lm	3000 K	aluminium, aluminium	tworzywo, plastic	5902801032905
LD-TR24NE-53	220 lm	4000 K			5902801298950
LD-TR24ZB-53	300 lm	6400 K			5902801032998

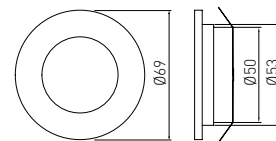
ZESTAW OPRAW Z WŁĄCZNIKIEM **CASTELLO**
Fixture kit with switch



Folder	Light	Color	Material	Material	Barcode
LD-Z3CSCB-53	3 x 180 lm	3000 K	aluminium, aluminium	tworzywo, plastic	5908231389251

▶ ZESTAW OPRAW **BARRI**

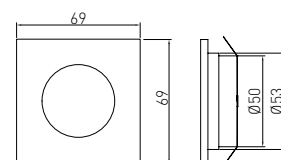
Fixture kit



LD-OBP27CB-53	3 x 80 lm	● 2700 K	aluminium, aluminium	tworzywo, aluminium plastic aluminium	5908231374127
LD-OBP27ZB-53		● 6400 K			5908231374134

▶ ZESTAW OPRAW **MARBELLA**

Fixture kit



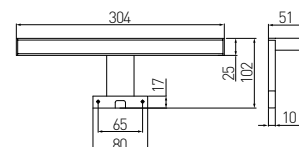
LD-KWP27CB-53	3 x 80 lm	● 2700 K	aluminium, aluminium	tworzywo, aluminium plastic aluminium	5908231374103

▶ OPRAWA NA WYSIĘGNIKU **RADIUS II**

Fixture with arm



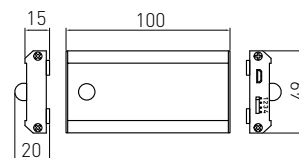
360°



LD-RA60CB-40N	220 lm	● 3000 K	chrom, chrome	tworzywo, plastic	5902801231070
LD-RA60ZB-40N		● 6000 K			5902801234699

▶ OPRAWA LED BEZPRZEWODOWA **COMA**

Cordless LED fixture



Przewód USB (do ładowania) - 0,5 m w komplecie
Additional 05m USB cable (for charging)

			INFO			
1 LD-IRUSB-53	40-50 lm	● 4000 K	Czujnik zbliżeniowy IR, jedno- lub dwu-biegowy, Proximity sensor IR, single or double-pole	aluminium, aluminium	stal, tworzywo steel plastic	5901867188182
1 LD-PIRUSB-53			Czujnik ruchu PIR, jednobiegowy, Proximity sensor IR, single-pole			5901867188199

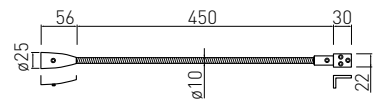
LAMPKA BOSTON
Lamp



EASY CLICK
COMPATIBLE



360°



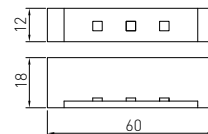
Wymaga zasilacza 12 V, 6 W
Requires 12 V 6 W power supply

LD-BOS1CBWG-53	90 lm	3000 K	aluminium, aluminium stal, tworzywo, aluminium steel, plastic aluminium	5902801002915

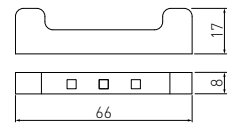
KLIP LED DO PÓLEK
LED clip for shelves



EASY CLICK
COMPATIBLE




LD-KLPCB-00N
LD-KLPNB-00N
LD-KLPZB-00N



LD-3SKL-ZBN

LD-KLPNB-00N	-	niebieski, blue	tworzywo, plastic	5901867173997
LD-KLPZB-00N	12 lm	6400 K		5901867187734
LD-3SKL-ZBN	12 lm	6400 K	stal, steel	5901867175212



RADIUS II





GNIAZDA MEBLOWE I ŁADOWARKI

FURNITURE POWER SOCKETS AND CHARGERS

GNIAZDA
POWER SOCKETS

308

ŁADOWARKI
CHARGERS

322



▶ GNIAZDO MEBLOWE **BASCO**
Furniture power socket

NEW



Folder	INFO	schuko	usb	material	Barcode
AE-GMBAS3S2U-10	USB-A + USB-C	schuko	biały, white	aluminium, PC, ABS	5902801624568
AE-GMBAS3S2U-20			czarny, black		5902801624674
AE-GMBAS3U2U-10		french	biały, white		5902801624582
AE-GMBAS3U2U-20			czarny, black		5902801624612

▶ GNIAZDO MEBLOWE **NICO**
Furniture power socket

NEW



Folder	usb	schuko	usb	material	Barcode
AE-GMNIC3S2U-10	USB-A + USB-C	schuko	biały, white	aluminium, PC, ABS	5902801624520
AE-GMNIC3S2U-20			czarny, black		5902801624544

▶ GNIAZDO MEBLOWE **RONDO**
Furniture power socket

NEW

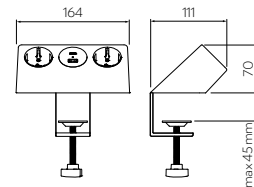


Folder	usb	schuko	usb	material	Weight	Barcode
AE-GMRONIS3URH-10	USB-A + USB-C	schuko	biały, white	PC, ABS	460 g	5902801624704
AE-GMRONIS3URH-20			czarny, black			5902801624728



NICO

▶ GNIAZDO MEBLOWE **SOFITO**
Furniture power socket

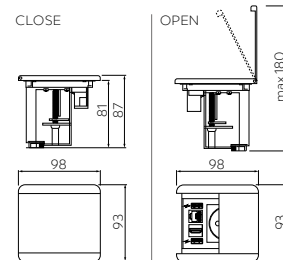


AE-GMSOF2S2U-31	USB-A + USB-C	schuko	szary, gray	FLOCK, PC, ABS	960 g	5902801624636
AE-GMSOF2S2U-51			satyna, satin			5902801624650

▶ GNIAZDO MEBLOWE WPUSZCZANE **FLIP**
Recessed power socket



MADE IN EUROPE

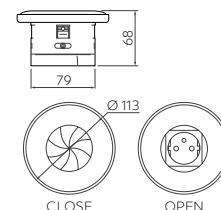


	INFO					
AE-GM1FFLI-20	2 x USB-A USB-A 12 W max 3500 W / max 16 A	french	czarny, black	aluminium tworzywo, aluminium plastic	450 g	5902801457630
AE-GM1FFLI-10		french	biały, white			5902801457562
AE-GM1SFLI-20		schuko	czarny, black			5902801457296
AE-GM1SSLI-10		schuko	biały, white			5902801457302

▶ GNIAZDO MEBLOWE WPUSZCZANE **SHUTTER**
Recessed power socket



MADE IN EUROPE



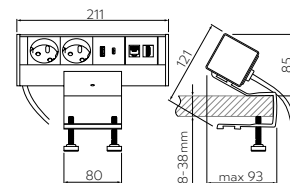
AE-GM1FSHU-20	french	czarny, black	aluminium tworzywo, aluminium plastic	470 g	5902801457548
AE-GM1FSHU-10	french	biały, white			5902801456985
AE-GM1SSHU-20	schuko	czarny, black			5902801457449
AE-GM1SSHU-10	schuko	biały, white			5902801457517



SOFITO

▶ Gniazdo meblowe wpuszczane **BAR**

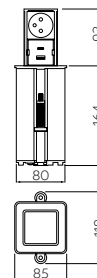
Recessed power socket



Folder	INFO	X	RoHS	Material	Weight	Barcode
AE-GM2FBAR-20	USB-A + USB-C 20 W, 18 W fast charge max 3500 W / max 16 A	french	czarny, black	aluminium tworzywo, aluminium plastic	760 g	5902801457210
AE-GM2FBAR-10		french	biały, white			5902801457470
AE-GM2SBAR-20		schuko	czarny, black			5902801457067
AE-GM2SBAR-10		schuko	biały, white			5902801457357

▶ Gniazdo meblowe wpuszczane **TOWER**

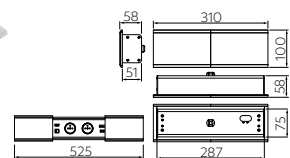

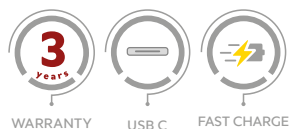
Recessed power socket



Folder	INFO	X	RoHS	Material	Weight	Barcode
AE-GMW1FTOW-20	USB-A + USB-C 20 W, 18 W fast charge max 3500 W / max 16 A	french	czarny, black	aluminium tworzywo, aluminium plastic	950 g	5902801457241
AE-GMW1FTOW-10		french	biały, white			5902801457180
AE-GMW1STOW-20		schuko	czarny, black			5902801457081
AE-GMW1STOW-10		schuko	biały, white			5902801457166

▶ Gniazdo meblowe wpuszczane **PRESTINO**

Recessed power socket

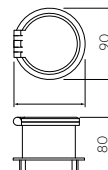
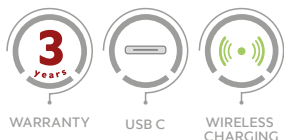


Folder	INFO	X	RoHS	Material	Barcode
AE-PB2FPRES-20	USB-A + USB-C DC 5 V, 3 A (max 15,0 W) DC 9 V, 2 A (max 18,0 W) DC 12 V, 1,5 A (max 18,0 W)	2 x french	czarny, black	aluminium tworzywo, aluminium plastic	5902801349812
AE-PB2SPRES-20		2 x schuko	czarny, black		5902801349669
AE-PB2FPRES-53		2 x french	aluminium, aluminium		5902801355301
AE-PB2SPRES-53		2 x schuko	aluminium, aluminium		5902801349829
AE-PB2FPRES-10		2 x french	biały, white		5902801355295
AE-PB2SPRES-10		2 x schuko	biały, white		5902801325601



▶ GNIAZDO MEBLOWE WPUSZCZANE **CHARGER PLUS**

Recessed power socket

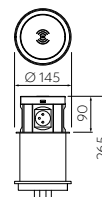


Included

Folder	INFO	X	⊗	⚡	📦	Barcode
AE-BPW1FACP-10	USB A+C 5 V/2,4 A interchangeable: USB A, HDMI, RJ45	1 x french	biały, white	tworzywo, plastic	5902801325489	
AE-BPW1FACP-20		1 x french	czarny, black		5902801354977	
AE-BPW1SACP-10		1 x schuko	biały, white	5902801325519		
AE-BPW1SACP-20		1 x schuko	czarny, black	5902801355332		

▶ GNIAZDO MEBLOWE WPUSZCZANE **COMFORT PLUS**

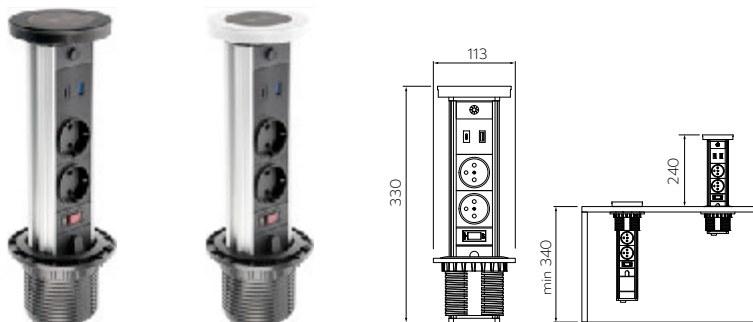
Recessed power socket



Folder	INFO	X	⊗	📦	Barcode
AE-BPW4F120P-10	2xUSB 5 V/3,1A 2xRJ45	4 x french	biały, white	tworzywo, plastic	5902801355172
AE-BPW4F120P-20			czarny, black		5902801355288
AE-BPW4S120P-10		4 x schuko	biały, white	5902801355264	
AE-BPW4S120P-20			czarny, black	5902801354878	

▶ GNIAZDO MEBLOWE WPUSZCZANE **CAMINO**

Recessed power socket



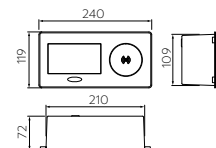

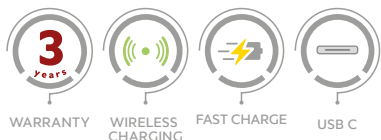
Folder	INFO	X	⊗	📦	Barcode
AE-BPW2FCAM-20	USB-A + USB-C DC5 V, 3 A (max 15,0 W) DC9 V, 2 A (max 18,0 W) DC12 V, 1,5 A (max 18,0 W)	2 x french	czarny, black	aluminium tworzywo, aluminium plastic	5902801325410
AE-BPW2SCAM-20		2 x schuko			5902801355233
AE-BPW2FCAM-10		2 x french	biały, white	5902801325533	
AE-BPW2SCAM-10		2 x schuko		5902801325656	



AVARO

▶ GNIAZDO MEBLOWE WPUSZCZANE **AVARO PLUS**

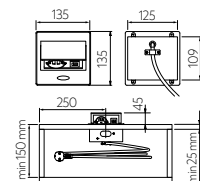

Recessed power socket



Folder	INFO	X	⊗	⊞	Barcode
AE-PB1FAVAP-20	USB-A + USB-C DC5 V, 3 A (max 15,0 W) DC9 V, 2 A (MAX. 18,0 W) DC12 V, 1,5 A (MAX. 18,0 W)	1 x french	czarny, black	aluminium tworzywo, aluminium plastic	5902801325137
AE-PB1SAVAP-20		1 x schuko			5902801355349
AE-PB1FAVAP-53		1 x french	szary, gray		5902801325786
AE-PB1SAVAP-53		1 x schuko			5902801326172
AE-PB1FAVAP-10		1 x french	biały, white		5902801355196
AE-PB1SAVAP-10		1 x schuko			5902801325540

▶ GNIAZDO MEBLOWE WPUSZCZANE **AVARO**

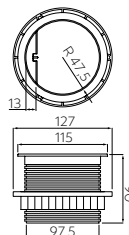
Recessed power socket



Folder	INFO	X	⊗	⊞	Barcode
AE-PB1FAVA-20N	USBA A + C DC 5 V, 2 A (MAX. 10 W)	1 x french	czarny, black	aluminium tworzywo, aluminium plastic	5902801436277
AE-PB1SAVA-20N		1 x schuko			5902801436314
AE-PB1SAVA-53N		1 x schuko	szary, gray		5902801435768
AE-PB1FAVA-10N		1 x french			5902801435843
AE-PB1SAVA-10N		1 x schuko	biały, white		5902801435874
AE-PB1FAVA-53N		1 x french			5902801435720

▶ GNIAZDO MEBLOWE WPUSZCZANE **CHARGER**

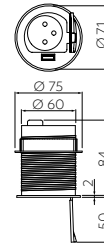
Recessed power socket



Folder	X	⊗	⊞	Barcode
AE-BPW1S2UCH-80	1 x schuko	srebrny, silver	tworzywo, plastic	5901867196439
AE-BPW1U2UCH-80	1 x french			5901867196422

▶ **GNIAZDO MEBLOWE WPUSZCZANE CHARGER MINI**
Recessed power socket

360°

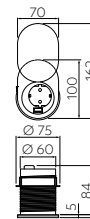


AE-BPW1U1UCH-53	1 x french	aluminium, aluminium	tworzywo, plastic	5902801253065
AE-BPW1S1UCH-53	1 x schuko			5902801253713

▶ **GNIAZDO MEBLOWE WPUSZCZANE SLIDE**
Recessed power socket



360°

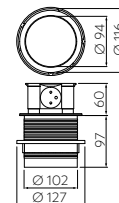


	INFO				
AE-BPW1U1UCH-51	USB 5 V / 2,4 A	1 x french	aluminium, aluminium	tworzywo, plastic	5902801253027
AE-BPW1S1UCH-51		1 x schuko			5902801252945

▶ **GNIAZDO MEBLOWE WPUSZCZANE COMFORT**
Recessed power socket



360°



	INFO				
AE-BPW4U100-53	-	4 x french	aluminium, aluminium	aluminium tworzywo, aluminium plastic	5902801252617
AE-BPW4S100-53		4 x schuko			5902801253003
AE-BPW3U100U-53	USB 5 V / 2,4 A	3 x french			5902801253010
AE-BPW3S100U-53		3 x schuko			5902801252587

▶ GNIAZDO MEBLOWE WPUSZCZANE OKRĄGŁE Ø 100
Round recessed power socket Ø 100

360°



Folder	Ø mm	X	⊕	⚡	📦	Barcode
AE-BPW3GU-20	100	3 x french	⊕	czarny, black	aluminium tworzywo, aluminium plastic	5908231338815
AE-BPW3GU-80				srebrny, silver		5908231338808
AE-BPW3GS-20		3 x schuko	⊕	czarny, black		5908231338839
AE-BPW3GS-80				srebrny, silver		5908231338822

▶ GNIAZDO MEBLOWE WPUSZCZANE OKRĄGŁE Ø 60
Round recessed power socket Ø 60

360°



Folder	Ø mm	X	⊕	⚡	📦	Barcode
AE-BPW3U60-20	60	3 x french	⊕	czarny, black	aluminium tworzywo, aluminium plastic	5908231395559
AE-BPW3U60-80				srebrny, silver		5908231395566
AE-BPW3S60-20		3 x schuko	⊕	czarny, black		5908231395535
AE-BPW3S60-80				srebrny, silver		5908231395542

▶ GNIAZDO MEBLOWE WPUSZCZANE OKRĄGŁE Ø 60
Round recessed power socket Ø 60

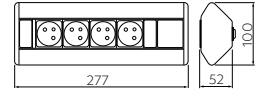
360°



Folder	Ø mm	X	⊕	⚡	📦	Barcode
AE-BPW3U60U-20	60	3 x french	⊕	5 V USB	czarny, black	5901867130983
AE-BPW3U60U-80					srebrny, silver	5901867131003
AE-BPW3S60U-20		3 x schuko	⊕		czarny, black	5901867130945
AE-BPW3S60U-80					srebrny, silver	5901867130969



GNIAZDO MEBLOWE KĄTOWE
Corner furniture power socket



Folder	X	USB	Shielding	Material	Barcode
AE-PBKT4U-80	4 x french	-	srebrny, silver	aluminium tworzywo, aluminium plastic	5901867162779
AE-PBKT4S-80	4 x schuko	-			5901867162786
AE-PBKT3U2U-80	3 x french	5 V USB max 2 A			5901867162793
AE-PBKT3S2U-80	3 x schuko	5 V USB max 2 A			5901867162809

GNIAZDO MEBLOWE MULTISOFT
Furniture power socket



AE-PBSUR2GU-20



AE-PBSUR2GU-10



AE-PBSUR2GU-53



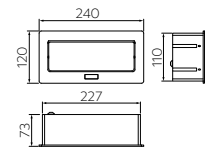
AE-PBSURH2GU-20



AE-PBSURH2GU-10



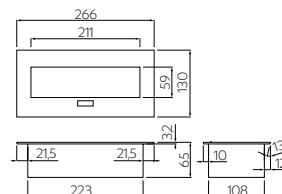
AE-PBSURH2GU-53



Folder	Socket	INFO	Shielding	Material	Barcode
AE-PBSUR2GS-20	2 x schuko	USB A+C, RJ45	czarny, black	aluminium, tworzywo, aluminium, plastic	5902801537226
AE-PBSUR2GS-10			biały + czarny, white + black		5902801529221
AE-PBSUR2GS-53			aluminium + czarny, aluminium + black		5902801538278
AE-PBSUR2GU-20	2 x french	USB A+C, RJ45	czarny, black		5902801538308
AE-PBSUR2GU-10			biały, white		5902801538810
AE-PBSUR2GU-53			aluminium, aluminium		5902801539749
AE-PBSURH2GS-20	2 x schuko	USB A+C, RJ45, HDMI	czarny, black		5902801540028
AE-PBSURH2GS-10			biały, white		5902801540042
AE-PBSURH2GS-53			aluminium, aluminium		5902801540066
AE-PBSURH2GU-20	2 x french	USB A+C, RJ45, HDMI	czarny, black		5902801540080
AE-PBSURH2GU-10			biały, white		5902801540110
AE-PBSURH2GU-53			aluminium, aluminium		5902801540134

▶ GNIAZDO MEBLOWE WPUSZCZANE PROSTOKĄTNE
Rectangular recessed power socket

360°



Folder	mm	X	⊕	⚡	📦	Barcode
AE-PBC3GU-53	1,5 m	3 x french	X	aluminium + czarny, aluminium + black	stal, tworzywo steel plastic	5908231389121
AE-PBC3GU-20				czarny, black		5902801023385
AE-PB03GS-53N				aluminium + czarny, aluminium + black		5902801433856
AE-PB03GS-20N				czarny, black		5902801434037
AE-PB03GS-10N				biały + czarny, white + black		5902801434006
AE-PB03GU-53N				aluminium + czarny, aluminium + black		5902801433993



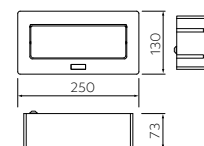
▶ GNIAZDO MEBLOWE WPUSZCZANE **SOFT**
Recessed power socket

360°



WAŻNE
W nowym modelu ramka została poszerzona o 5 mm z każdej strony, aby idealnie zasłaniała otwór montażowy.

IMPORTANT
In the new model, the frame has been widened by 5 mm on each side to perfectly cover the mounting hole.

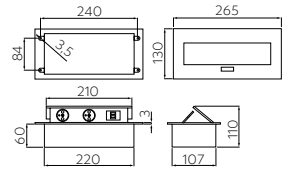


Folder	X	⊕	⚡	📦	Barcode
AE-PBSC3GS-10N	3 x schuko	-	biały, white	stal, tworzywo steel plastic	5902801433733
AE-PBSC3GS-20NN			czarny, black		5902801434082
AE-PBSC3GS-53N			aluminium + czarny, aluminium + black		5902801433801
AE-PBSC3GU-10N	3 x french	-	biały, white	stal, tworzywo steel plastic	5902801433825
AE-PBSC3GU-20NN			czarny, black		5902801434129
AE-PBSC3GU-53N			aluminium + czarny, aluminium + black		5902801433849
AE-PBSUC2GS-10N	2 x schuko	USB A USB C 15 W	biały, white	stal, tworzywo steel plastic	5902801433887
AE-PBSUC2GS-20NN			czarny, black		5902801434150
AE-PBSUC2GS-53N			aluminium + czarny, aluminium + black		5902801433900
AE-PBSUC2GU-10N			biały, white		5902801433924
AE-PBSUC2GU-20NN			czarny, black		5902801434181
AE-PBSUC2GU-53N			aluminium + czarny, aluminium + black		5902801434013



▶ **GNIAZDO MEBLOWE WPUSZCZANE PROSTOKĄTNE**
Rectangular recessed power socket

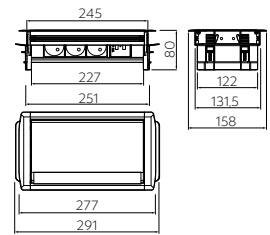
360°



Folder	X	USB	Shield	Material	Barcode	
AE-PBU02GS-20N	2 x schuko	USB-A + USB-C 5 V max 3 A	-	biały + czarny, white + black	stal, tworzywo steel, plastic	5902801436116
AE-PBU02GS-10N				czarny, black		5902801436031
AE-PBU2GU-10N	2 x french	-	-	biały + czarny, white + black	-	5902801436192
AE-PBU2GU-20N				czarny, black		5902801435898
AE-PBU2GU-53N				aluminium + czarny, aluminium + black		5902801435911

▶ **GNIAZDO MEBLOWE PRZEPUSTOWE**
Through-desk power socket

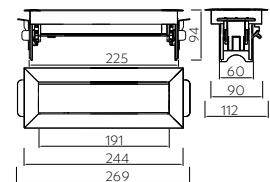
360°



Folder	X	USB	Shield	Material	Barcode	
AE-PBC3GS-53BKS	3 x schuko	-	-	aluminium + czarny, aluminium + black	aluminium + tworzywo, aluminium + plastic	5901867196637
AE-PBC3GS2U-53BKS	3 x schuko	5 V USB max 2 A	-	-	-	5901867196651

▶ **GNIAZDO MEBLOWE BEZ KASETY**
Furniture power socket without housing

360°



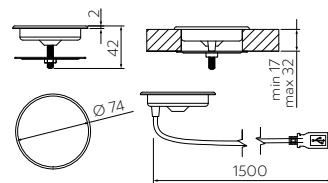
Folder	X	Shield	Material	Barcode	
AE-PBC3GS-51BKN	3 x schuko	-	stal szorstkowana brushed steel	stal, aluminium, tworzywo steel, aluminium plastic	5902801331596

▶ ŁADOWARKA BEZPRZEWODOWA Z ZASILACZEM **LUX**

Inductive charger with a power supply LUX



WIRELESS CHARGING



AE-ZLADLUX-40	chrom, chrome	tworzywo, plastic	5902801235153

▶ ŁADOWARKA BEZPRZEWODOWA Z ZASILACZEM **SQUARE**

Inductive charger with a power supply SQUARE



WIRELESS CHARGING



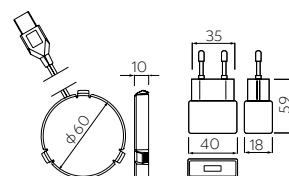
AE-ZLADSQ-20	czarny, black	tworzywo, plastic	5902801426131

▶ ŁADOWARKA BEZPRZEWODOWA / INDUKCYJNA, PODBLATOWA Z ZASILACZEM

Wireless surface charger under the countertop mount with power supply



WIRELESS CHARGING



AE-ZLADPOD-20	czarny, black	tworzywo, plastic	5902801031854

▶ ŁADOWARKA INDUKCYJNA Z ZASILACZEM

Wireless charger with power supply



WIRELESS CHARGING



AE-ZUSB-20N	czarny, black	tworzywo, plastic	5901867181954

ŁADOWARKA GNIAZDKOWA Z ZASILACZEM

Socket charger with power supply



AE-ZLADUS-20	czarny, black	tworzywo, plastic	5902801489662

ŁADOWARKA GNIAZDKOWA Z ZASILACZEM **SLOT**

Socket charger with power supply

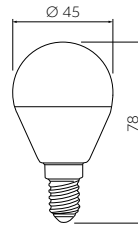


AE-ZLADUSFC-20	czarny, black	tworzywo, plastic	5902801428241



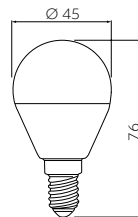


▶ **ŹRÓDŁO ŚWIATŁA LED B45**
LED light source



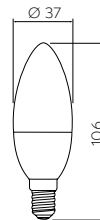
GT-B45WW5W-3	5,0 W	5,0 W = 35 W	G	● 3000 K	400 lm	5902801461866
GT-B45NW5W-3				● 4000 K		5902801460685

▶ **ŹRÓDŁO ŚWIATŁA LED B45**
LED light source



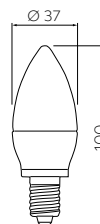
GT-SMGB45B-30	3,0 W	3,0 W = 25 W	F	● 3000 K	255 lm	5902801039973
GT-SMGB45B-60	6,0 W	6,0 W = 43 W			520 lm	5902801040108

▶ **ŹRÓDŁO ŚWIATŁA LED C37**
LED light source



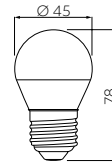
GT-C37WW5W-3	5,0 W	5,0 W = 35 W	G	● 3000 K	400 lm	5902801490934
GT-C37NW5W-3				● 4000 K		5902801461927

▶ **ŹRÓDŁO ŚWIATŁA LED C37**
LED light source



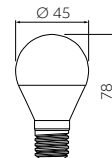
GT-SMGC30B-30	3,0 W	3,0 W = 26 W	F	● 3000 K	260 lm	5902801039980
GT-SMGC30B-60	6,0 W	6,0 W = 43 W			520 lm	5902801040009

▶ ŹRÓDŁO ŚWIATŁA LED **B45C**
LED light source



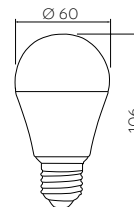
GT-B45CW5W-3	5,0 W	5,0 W = 35 W	G	● 3000 K	400 lm	5902801492525
GT-B45CNW5W-3				● 4000 K		5902801492600

▶ ŹRÓDŁO ŚWIATŁA LED **B45C**
LED light source



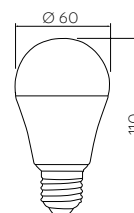
GT-SMGB45C-30	3,0 W	3,0 W = 25 W	F	● 3000 K	255 lm	5902801040726
GT-SMGB45C-60	6,0 W	6,0 W = 43 W			520 lm	5902801040290

▶ ŹRÓDŁO ŚWIATŁA LED **A60**
LED light source



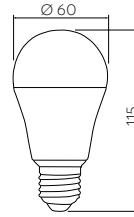
GT-A60WW9W-3	8,8 W	8,8 W = 60 W	F	● 3000 K	806 lm	5902801460111
GT-A60NW9W-3				● 4000 K		5902801459979

▶ ŹRÓDŁO ŚWIATŁA LED **A60**
LED light source



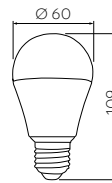
GT-A60WW10W-3	10,0 W	10,0 W = 68 W	F	● 3000 K	940 lm	5902801467738
GT-A60NW10W-3				● 4000 K		5902801459948

▶ **ŹRÓDŁO ŚWIATŁA LED A60**
LED light source



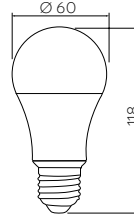
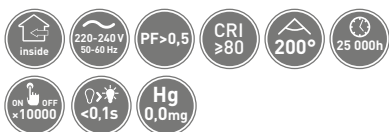
GT-A60WW12W-3		12,0 W	12,0 W = 81 W	F	● 3000 K	1160 lm	5902801492440
GT-A60NW12W-3					● 4000 K		5902801460005

▶ **ŹRÓDŁO ŚWIATŁA LED A60**
LED light source



GT-PC2A60-6W	6,0 W	6,0 W = 43 W	F	● 3000 K	520 lm	5902801039096
GT-PC2A60-10W	9,5 W	9,5 W = 65 W		● 3000 K	900 lm	5902801039119
GT-PN2A60-10W	9,5 W	9,5 W = 65 W		● 4000 K	900 lm	5902801359101
GT-PZA60-10W	9,5 W	9,5 W = 65 W		● 6400 K	900 lm	5902801361449
GT-PC2A60-12	11,5 W	11,5 W = 77 W		● 3000 K	1100 lm	5902801039058
GT-PN2A60-12	11,5 W	11,5 W = 77 W		● 4000 K	1100 lm	5902801359156
GT-PZ2A60-12	11,5 W	11,5 W = 77 W		● 6400 K	1100 lm	5902801361470

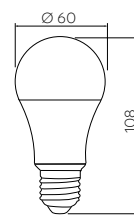
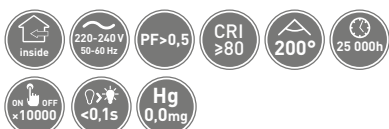
▶ **ŹRÓDŁO ŚWIATŁA LED A60**
LED light source



NEW

GT-PC2A60-WW-15W	15,0 W	15,0 W = 100 W	F	● 3000 K	1500 lm	5902801460210
GT-PN2A60-NW-15W				● 4000 K		5902801460241
GT-PZ2A60-CW-15W				● 6400 K		5902801460364

▶ **ŹRÓDŁO ŚWIATŁA LED A60**
LED light source



NEW

GT-A60WW9W	8,8 W	8,8 W = 60 W	F	● 3000 K	806 lm	5902801455377
GT-A60NW9W				● 4000 K		5902801455704
GT-A60CW9W				● 6400 K		5902801456152

▶ ŹRÓDŁO ŚWIATŁA LED **GU10**
LED light source




Model	Power	Power (W)	Beam Angle	Color Temperature	Lumen	Barcode
GT-PC3010-30	3,0 W	3,0 W = 43 W	F	● 3000 K	260 lm	5902801216459
GT-PC3010-40		3,0 W = 58 W		● 4000 K		5902801217470
GT-PC3010-64		3,0 W = 65 W		● 6400 K		5902801217623
GT-PC5010-30	4,9 W	4,9 W = 65 W		● 3000 K	410 lm	5902801217647
GT-PC5010-40		4,9 W = 65 W		● 4000 K		5902801217760
GT-PC5010-64		4,9 W = 77 W		● 6400 K		5902801217654

▶ ŹRÓDŁO ŚWIATŁA LED **GU10**
LED light source



Model	Power	Power (W)	Beam Angle	Color Temperature	Lumen	Barcode
GT-GU10W5W-3	5,0 W	5,0 W = 35 W	G	● 3000 K	400 lm	5902801492464
GT-GU10NW5W-3				● 4000 K		5902801451249

▶ ŹRÓDŁO ŚWIATŁA LED **T8**
LED light source

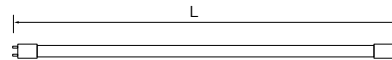


Model	L
GT-SZNT809W-60	600 mm
GT-SZNT818W-120	1200 mm
GT-SZNT822W-150	1500 mm

*mm

Model	Power	Beam Angle	Color Temperature	Lumen	Barcode
GT-SZNT809W-60	9,0 W	F	● 4000 K	600 lm	5902801204661
GT-SZNT818W-120	18,0 W		● 4000 K	1200 lm	5902801204722
GT-SZNT822W-150	22,0 W		● 4000 K	1500 lm	5902801204760

▶ ŹRÓDŁO ŚWIATŁA LED **T8**
LED light source




Model	L
GT-SZZT809W-60	600 mm
GT-SZZT818W-120	1200 mm
GT-SZZT822W-150	1500 mm

*mm

Model	Power	Beam Angle	Color Temperature	Lumen	Barcode
GT-SZZT809W-60	9,0 W	F	● 6400 K	600 lm	5902801204739
GT-SZZT818W-120	18,0 W		● 6400 K	1200 lm	5902801205101
GT-SZZT822W-150	22,0 W		● 6400 K	1500 lm	5902801204944

▶ **ŹRÓDŁO ŚWIATŁA LED T8**
LED light source

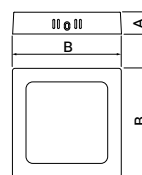

NEW



	W	mA	Ei				
GT-SZNT809WBXF-60	9,0 W	78 mA	F	4000 K	900 lm	132 g	5902801043659
GT-SZNT818WBXF-120	17,5 W	152 mA			1800 lm	200 g	5902801026386
GT-SZNT822WBXF-150	21,2 W	184 mA			2200 lm	320 g	5902801041655
GT-SZZT809WBXF-60	9,0 W	78 mA			6500 K	900 lm	132 g
GT-SZZT818WBXF-120	17,5 W	152 mA	1800 lm	200 g		5902801235238	
GT-SZZT822WBXF-150	21,1 W	183 mA	2200 lm	320 g		5902801241956	

▶ **OPRAWA LED TYPU DOWNLIGHT NATYNKOWA FABRO**
Downlight LED fitting, surface mounted

NEW



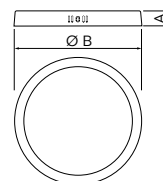
	A	B
GT-FAN06KW-NW-00	36	151
GT-FAN12KW-NW-00	36	176
GT-FAN18KW-NW-00	36	226
GT-FAN24KW-NW-00	36	296

*mm

	W					
GT-FAN06KW-NW-00	6 W	4000 K	540 lm	tworzywo, plastic	67 g	5902801447709
GT-FAN12KW-NW-00	12 W		1200 lm		128 g	5902801447723
GT-FAN18KW-NW-00	18 W		1800 lm		218 g	5902801447747
GT-FAN24KW-NW-00	24 W		2400 lm		434 g	5902801447761

▶ **OPRAWA LED TYPU DOWNLIGHT NATYNKOWA FABRO**
Downlight LED fitting, surface mounted

NEW



	A	B
GT-FAN06OK-NW-00	36	151
GT-FAN12OK-NW-00	36	176
GT-FAN18OK-NW-00	36	226
GT-FAN24OK-NW-00	36	296

*mm

	W					
GT-FAN06OK-NW-00	6 W	4000 K	540 lm	tworzywo, plastic	64 g	5902801447556
GT-FAN12OK-NW-00	12 W		1200 lm		128 g	5902801447648
GT-FAN18OK-NW-00	18 W		1800 lm		200 g	5902801447662
GT-FAN24OK-NW-00	24 W		2400 lm		383 g	5902801447686

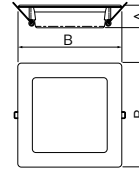
OPRAWA LED TYPU DOWNLIGHT NATYNKOWA **FABRO**

NEW

Downlight LED fitting, surface mounted



INSIDE



	A	B
GT-FAW06KW-NW-00	26,5	120
GT-FAW09KW-NW-00	26,5	145
GT-FAW12KW-NW-00	26,5	175
GT-FAW18KW-NW-00	27,5	224
GT-FAW24KW-NW-00	30	295

⁷mm

	W	Color	lm	Material	Weight	Barcode
GT-FAW06KW-NW-00	6 W	● 4000 K	540 lm	tworzywo, plastic	67 g	5902801447266
GT-FAW09KW-NW-00	9 W		800 lm		100 g	5902801447297
GT-FAW12KW-NW-00	12 W		1200 lm		128 g	5902801447464
GT-FAW18KW-NW-00	18 W		1800 lm		218 g	5902801447488
GT-FAW24KW-NW-00	24 W		2400 lm		434 g	5902801447518

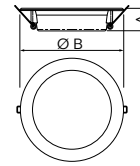
OPRAWA LED TYPU DOWNLIGHT NATYNKOWA **FABRO**

NEW

Downlight LED fitting, surface mounted



INSIDE



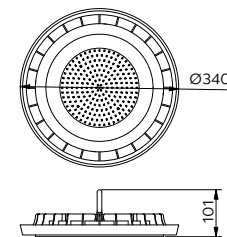
	A	B
GT-FAW04OK-NW-00	25,5	98
GT-FAW06OK-NW-00	25,5	118
GT-FAW09OK-NW-00	25,5	145
GT-FAW12OK-NW-00	26,5	175
GT-FAW18OK-NW-00	27,5	222
GT-FAW24OK-NW-00	30	295

⁷mm

	W	Color	lm	Material	Weight	Barcode
GT-FAW04OK-NW-00	4 W	● 4000 K	300 lm	tworzywo, plastic	37 g	5902801446849
GT-FAW06OK-NW-00	6 W		540 lm		64 g	5902801447167
GT-FAW09OK-NW-00	9 W		800 lm		83 g	5902801446221
GT-FAW12OK-NW-00	12 W		1200 lm		128 g	5902801446832
GT-FAW18OK-NW-00	18 W		1800 lm		200 g	5902801447150
GT-FAW24OK-NW-00	24 W		2400 lm		383 g	5902801447242

OPRAWA LED „HIGHBAY”

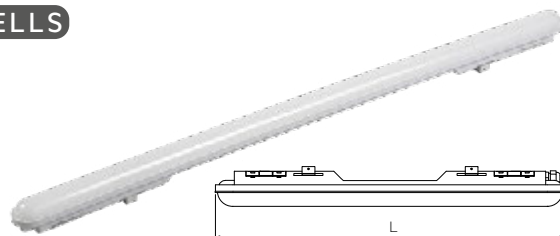
LED fitting



	W	Material	Color	lm	Barcode
GT-HB150W-40	150 W	aluminium, szkło aluminium, glass	● 4000 K	15000 lm	5902801274657

▶ **OPRAWA LED HERMETYCZNA WELLS**
Airtight LED fitting

NEW

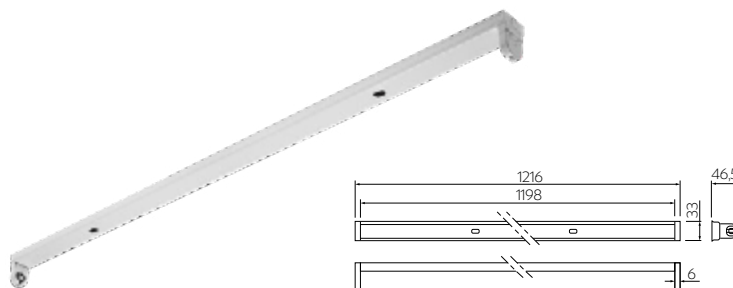


	L
GT-WELLS060-18	600
GT-WELLS120-36	1200
GT-WELLS150-48	1500

*mm

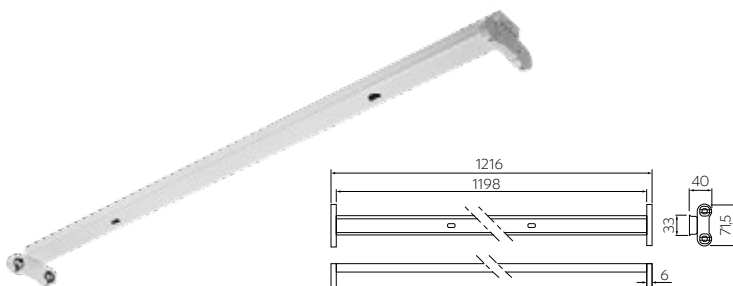
	W	lm	PF	Material	Color	Weight	Barcode
GT-WELLS060-18	18 W	1800 lm	>0,5	ABS + PC	biały, white,	330 g	5902801464683
GT-WELLS120-36	36 W	3600 lm	>0,9			630 g	5902801464737
GT-WELLS150-48	48 W	4800 lm				800 g	5902801505270

▶ **OPRAWA ŚWIETŁÓWKOWA G13**
Fitting for T8 LED tube



GT-OSL1120S-00	stal, steel	5902801270468
----------------	-------------	---------------

▶ **OPRAWA ŚWIETŁÓWKOWA G13**
Fitting for T8 LED tube



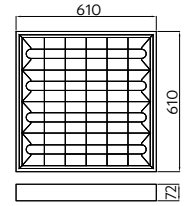
GT-OSL2120S-00	stal, steel	5902801270734
----------------	-------------	---------------

▶ **OPRAWA WPUSZCZANA G13**
Flush-mounted fitting for T8 LED Tube



GT-LE060JW-01	stal, steel	5902801234989
---------------	-------------	---------------

▶ **OPRAWA NATYNKOWA G13**
Surface mounted fitting for T8 LED Tube



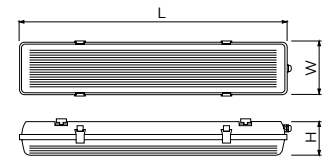
GT-LE060JN-01	stal, steel	5902801049121
GT-LE120JN-01		5902801041839

▶ **OPRAWA NATYNKOWA G13**
Surface mounted fitting for T8 LED Tube



GT-LE060JN-01	stal, steel	5902801049121
GT-LE120JN-01		5902801041839

▶ **OPRAWA HERMETYCZNA G13**
Airtight fitting

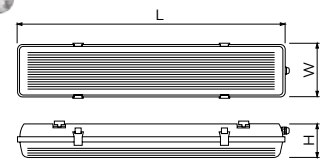


GT-HEL136-00	ABS/PS	5902801282324
GT-HEL158-00		5902801282270
GT-HEL218-00		5902801281198
GT-HEL236-00		5902801282300
GT-HEL258-00		5902801282478

	L	W	H
GT-HEL136-00	649	98	76
GT-HEL158-00	1259	61	74
GT-HEL218-00	1259	98	76
GT-HEL236-00	1559	98	76
GT-HEL258-00	1559	98	76

*mm

▶ **OPRAWA HERMETYCZNA G13**
Airtight fitting



GT-HER2X18-00	ABS/PS	5902801249808
GT-HER2X36-00		5902801249693
GT-HER2X58-00		5902801249815


	L	W	H
GT-HER2X18-00	690	115	58
GT-HER2X36-00	1270	110	60
GT-HER2X58-00	1590	110	60

*mm

▶ **OPRAWA HERMETYCZNA ŚCIENNO-SUFITOWA**
Airtight wall & ceiling fitting

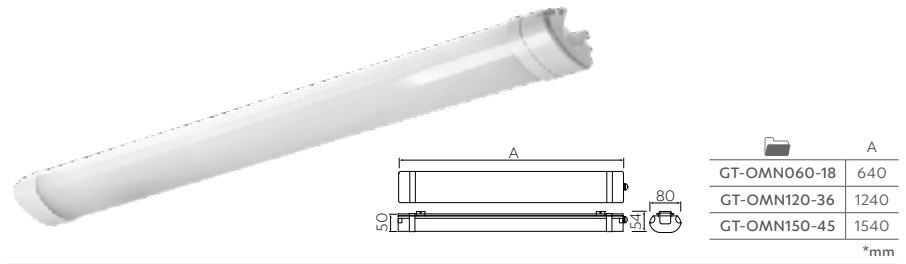
NEW

Zawiera dwie świetlówki LED T8.
Two T8 LED tubes included.



GT-HR2X18W120-30	2 x 18,0 W	● 4000 K	2 x 1800 lm	5902801642654

▶ **OPRAWA HERMETYCZNA LED**
Airtight fitting



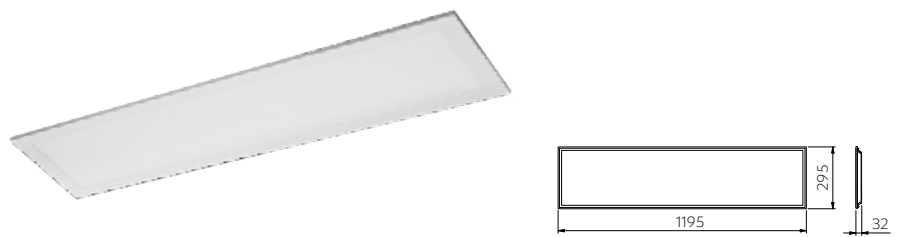
GT-OMN060-18	18,0 W	● 4000 K	1600 lm	5902801128257
GT-OMN120-36	36,0 W	● 4000 K	3200 lm	5902801128486
GT-OMN150-45	45,0 W	● 4000 K	4000 lm	5902801128660

▶ **OPRAWA LED BIZAR**
LED fitting



GT-BPZ40W606-40	40,0 W	● 4000 K	4000 lm	5902801399589

▶ **OPRAWA LED BIZAR**
LED fitting

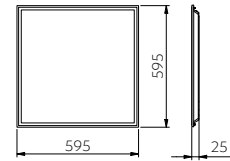


GT-BPZ40W123-40	40,0 W	● 4000 K	4000 lm	5902801399701

OPRAWA LED BROS

LED fitting BROS

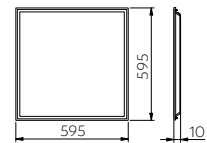
Pakowane po 8 sztuk.
Packed in 8 pieces.



GT-BP40W606-40-8	40,0 W	● 4000 K	4000 lm	5902801413766

OPRAWA LED

LED fitting



GT-PAL40W60-NB	40,0 W	● 4000 K	3500 lm	5902801209819

OPRAWA LED

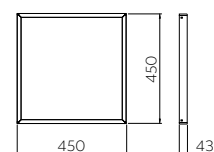
LED fitting



GT-PAL40W120-NB	40,0 W	● 4000 K	3500 lm	5902801209925

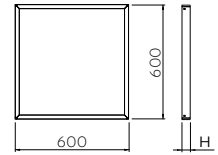

RAMA DO MONTAŻU NATYNKOWEGO

Frame for surface mounting



GT-RM45X45-00	Aluminium	5902801300394

▶ RAMA DO MONTAŻU NATYNKOWEGO
Frame for surface mounting



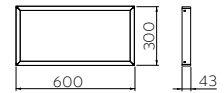

	H
GT-RM60X60-00	43
GT-RMBK60x60-00	65

*mm




GT-RM60X60-00	Aluminium	5902801276088
GT-RMBK60x60-00		5902801403965

▶ RAMA DO MONTAŻU NATYNKOWEGO
Frame for surface mounting



GT-RM30X60-00	Aluminium	5902801276163

▶ RAMA DO MONTAŻU NATYNKOWEGO
Frame for surface mounting



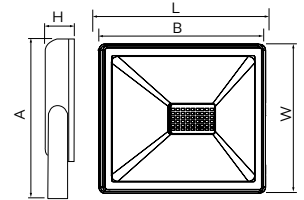
	H
GT-RM30X120-00	43
GT-RMBK120x30-00	65

*mm



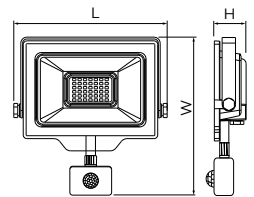
GT-RM30X120-00	Aluminium	5902801276071
GT-RMBK120x30-00		5902801403095

▶ NAŚWIETLACZ LED **GCX**
LED floodlight



					L	W	H	A	B
GT-GCX10W-40	10,0 W	● 4000 K	800 lm	5902801298790	98	74	30	80	90
GT-GCX10W-64		● 6000 K		5902801299124					
GT-GCX20W-40	20,0 W	● 4000 K	1600 lm	5902801299780	118	94	35	103	110
GT-GCX20W-64		● 6000 K		5902801270383					
GT-GCX30W-40	30,0 W	● 4000 K	2400 lm	5902801299094	148	125	35	133	140
GT-GCX30W-64		● 6000 K		5902801270475					
GT-GCX50W-40	50,0 W	● 4000 K	4000 lm	5902801299117	178	155	35	170	170
GT-GCX50W-64		● 6000 K		5902801270550					
GT-GCX70W-40	70,0 W	● 4000 K	5600 lm	5902801270574	218	185	35	203	210
GT-GCX70W-64		● 6000 K		5902801270291					
GT-GCX100W-40	100,0 W	● 4000 K	8000 lm	5902801262371	250	222	35	250	247
GT-GCX100W-64		● 6000 K		5902801271106					
GT-GCX150W-40	150,0 W	● 4000 K	12000 lm	5902801262296	350	310	45	342	343
GT-GCX150W-64		● 6000 K		5902801270284					
GT-GCX200W-40	200,0 W	● 4000 K	18000 lm	5902801318061	455	355	44	-	-

▶ NAŚWIETLACZ LED Z CZUJNIKIEM RUCHU **GCR**
LED floodlight with a motion sensor



					L	W	H
GT-GCR10W-40	10,0 W	● 4000 K	1000 lm	5902801463761	90	135	48
GT-GCR10W-64		● 6000 K		5902801470639			
GT-GCR20W-40	20,0 W	● 4000 K	2000 lm	5902801463921	110	155	48
GT-GCR20W-64		● 6000 K		5902801463815			
GT-GCR30W-40	30,0 W	● 4000 K	3000 lm	5902801464256	140	190	48
GT-GCR30W-64		● 6000 K		5902801464966			
GT-GCR50W-40	50,0 W	● 4000 K	5000 lm	5902801465048	175	200	48
GT-GCR50W-64		● 6000 K		5902801465390			

▶ CZUJNIK RUCHU **GCR**
Motion sensor



GT-GCRCR-10	-	-	-	5902801465406

PRZEWODNIK PO SYMBOLACH KATALOGU GUIDE TO CATALOG SYMBOLS

Ikony elektrotechniczne. Electrical engineering icons.



3 tryby świecenia.
3 types of lighting.

3 LIGHT MODES



Imitacja CCTV.
Imitate CCTV camera.

IMITATE CCTV
CAMERA



Produkt wykonany
z materiałów
odpornych na korozję.
Product is made
of corrosion-resistant
materials.

MATERIALS



Produkt nie zawiera
przewodu zasilającego.
Product does not
include a power cord.

NOT
INCLUDED



Zakres temperatury otoczenia
do jakiej przystosowany jest
produkt.
Ambient temperature range to
which the product is adapted.

WORKING
TEMPERATURE



Produkt wykonany
z materiałów niepalnych.
Product is made of non-
flammable materials.

FIRE
PROTECTION



Produkt wyposażony
w czujnik ruchu.
Product is equipped
with a motion sensor.

MOTION
SENSOR



Szybkie ładowanie.
Fast charge.

FAST CHARGE



Możliwość montażu
natynkowego
i wpuszczanego.
Possibility of surface
and recessed installation.

SURFACE/FLUSH
MOUNTING



Czujnik ruchu PIR.
PIR motion sensor.

MOTION
SENSOR



Funkcja korytarzowa.
Corridor function.

CORRIDOR
FUNCTION



Regulowany uchwyt
montażowy.
Adjustable mounting bracket.

ADAPTIVE
ASSEMBLY SYSTEM



Czujnik zmierzchu.
Dusk sensor.

DUSK SENSOR



Możliwość zmiany
barwy światła.
Possibility to change
the color of light.

CCT



Możliwość doprowadzenia
przewodów z 3 stron.
Possibility of connecting
cables from 3 sides.

3 SIDES
CONNECTION



Mikrofalowy czujnik ruchu.
Microwave motion sensor.

MICROWAVE
MOTION SENSOR



Rodzaj trzonka.
Type of bulb base.

E14



Obudowa typu SLIM.
SLIM type casing.

SLIM BODY



Moduł awaryjny.
Emergency module.

EMERGENCY
MODULE



Skuteczne odprowadzanie
ciepła.
Effective heat dissipation.

HEAT
PROTECT



Oprawa odporna
na środki chemiczne
i promieniowanie UV.
Fixture is resistant
to chemicals and UV radiation.

CHEMICAL
RESISTANT



Moduł awaryjny 3h.
Emergency module 3h.

EMERGENCY
MODULE 3H



Ładowanie
bezprzewodowe.
Wireless charging.

WIRELESS
CHARGING



Okres gwarancji.
Guarantee period.

WARRANTY



Czas świecenia
w trybie awaryjnym.
Lighting time
in emergency mode.

3 H EMERGENCY
LIGHTING






























Materiał wykonania obudowy.
Housing material.

ALUMINIUM
POLICARBON

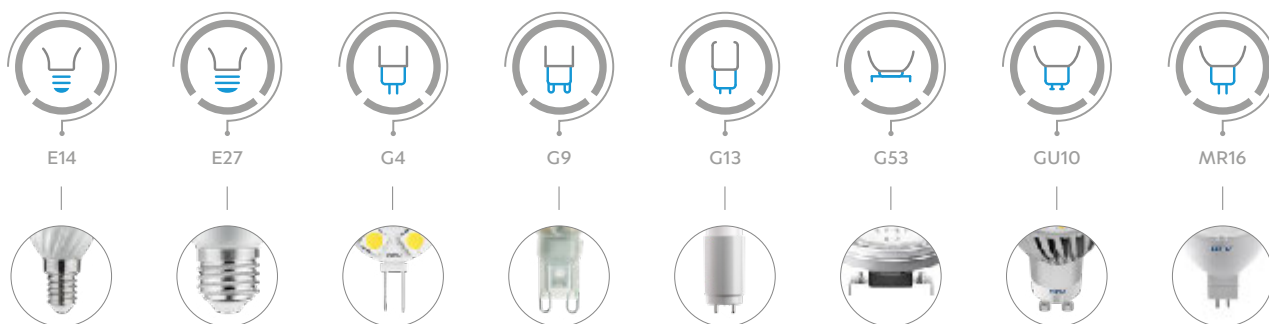


Współpracuje
ze ściemniaczami.
Dimmable.


DIMMABLE

 <p>FAST CONNECTION</p>	<p>Montaż zatraskowy. Snap-in assembly.</p>	 <p>FAST AND EASY CONNECTION</p>	<p>Możliwość podłączenia bez użycia narzędzi. No-tool connection option.</p>	 <p>PROTECTION</p>	<p>Stopień ochrony IP. IP protection degree.</p>
 <p>PRODUKT Z ATESTEM</p>	<p>Produkt posiada atest. Product is approved.</p>	 <p>BACKPLATE</p>	<p>Panel LED typu backplate. Backplate LED panel..</p>	 <p>UGR<16</p>	<p>Współczynnik oślnienia. Glare rating.</p>
 <p>LOW PROFILE</p>	<p>Lampa z niskim profilem. Lamp with a low profile.</p>	 <p>POWER BANK</p>	<p>Funkcja Power Bank. Power Bank function.</p>	 <p>CRI 90+</p>	<p>Współczynnik oddawania barw. Color rendering index.</p>
 <p>2xT8 (120cm) INCLUDED</p>	<p>Zawiera wymienne źródło światła. Includes a replaceable light source.</p>	 <p>SOLAR ENERGY</p>	<p>Zasilanie solarne. Solar powered.</p>	 <p>FRAME HEIGHT</p>	<p>Wysokość ramki. Frame height.</p>
 <p>ON REQUEST</p>	<p>Na zamówienie wersja DALI. DALI on order.</p>	 <p>EASY CLICK COMPATIBLE</p>	<p>Produkt kompatybilny z systemem Easy Click. Product is compatible with the Easy Click system.</p>	 <p>FILAMENT</p>	<p>Filamentowe źródło światła LED. Filament LED light source.</p>
 <p>160 lm/W</p>	<p>Skuteczność świetlna. Luminous efficiency.</p>	 <p>PROVIDED BY SAMSUNG</p>	<p>Producent diod LED. LED manufacturer.</p>	 <p>BEAM ANGLE</p>	<p>Kąt świecenia. Beam angle.</p>
 <p>CONTROL</p>	<p>Sterowanie RF. RF control.</p>	 <p>POWERCORD</p>	<p>Długość przewodu z wtyczką. Length of cable with plug.</p>	 <p>RGBW</p>	<p>Zmiana koloru RGBW. RGBW Color Change.</p>
 <p>DC</p>	<p>Zasilanie napięciem 12 V prąd stały. 12 V power supply DC.</p>	 <p>TEST BUTTON</p>	<p>Przycisk TEST. TEST button.</p>	 <p>RGB</p>	<p>Taśma RGB RGB strip</p>
 <p>THROUGH-LINE MAX LN</p>	<p>Maksymalna ilość opraw do połączenia w linii. Maximum unit in line connection.</p>	 <p>IK08</p>	<p>Stopień ochrony przed uderzeniami mechanicznymi. Degree of protection against mechanical impacts.</p>	 <p>ADJUSTABLE</p>	<p>Możliwość zmiany mocy Power change adjustment</p>

Ikony elektrotechniczne pozostałe - rodzaj trzonka. Electrical engineering icons – base type.



Ikony elektrotechniczne pozostałe - funkcjonalności. Electrical engineering icons – functionality.




„Tryb pracy „na jasno”,
oprawa zasilana ciągle
– oprawa świeci zarówno
podczas zasilania podstawowego jak
i po jego zaniku”.
„Maintained operating mode,
luminaire is powered constantly
- the luminaire illuminates both
during power supply as well as
after its shutting down”.



Maksymalna rozpraszana
moc źródeł światła dla profilu
rozgrzanego do maksymalnie 65
stopni C, dla wersji z kloszem.*
Maximal dissipated power of
lamps for heated profiles to 65°C,
when applied with lampshades.*



2 tryby załączania
źródła światła.
CCT 2 colour modes switch.




„Tryb pracy „na ciemno”,
oprawa zasilana nieciągle
– oprawa świeci tylko po zaniku
zasilania podstawowego”
Non-maintained operation
mode, luminaire is not powered
continuously - the luminaire
illuminates only after power supply
failure



Na zamówienie oprawa
przystosowana do częstego
załączania np. współpraca
z czujkami ruchu.
Luminaire is compatible with
motion detector on request.



Współpracuje z modułem
awaryjnym.
Emergency module
compatibility.



„Tryb pracy przełączany
– o świeceniu oprawy podczas
obecności zasilania podstawowego
decyduje zewnętrzny wyłącznik”.
Switch mode is regulated by an
external switch that determines
if the luminaire illuminates while
being connected to the grid.



Piktogramem oznaczone są
łączeni, w których można
podłączyć zasilanie
szynoprzewodu.
Connectors that can be plugged
into the grid are marked
by this pictogram.



3-stopniowy czujnik ruchu.
3 step motion sensor.



Fukcja SOS, ZOOM.
SOS, ZOOM function.



TRI-TONE

3-stopniowa regulacja jasności
3 step brightness adjustment

* Rzeczywiste wartości mocy, strumienia świetlnego, temperatury barwowej mogą się różnić w granicach ±5% od podanych wartości. Maksymalna temperatura otoczenia dla powyższych wyników wynosi 24 stopnie C. Kompatybilność taśmy LED z profilem LED zależą od sposobu oraz miejsca montażu.
Real power value, luminous flux, colour temperature may vary within 5% of stated values. Maximal temperature of surroundings for above results is 24°C. Compatibility of LED tape and LED profile depends on a method and place of assembling.

Ikony elektrotechniczne pozostałe. Electrical engineering icons.



Odpowiednik mocy.
Wattage equivalent.



Prąd znamionowy.
Rated current.



Moc źródła światła lub urządzenia.
Light source or device power.



Strumień świetlny.
Luminous flux.



Długość produktu.
Product length.



Materiał obudowy produktu.
Product casing material.



Kolor obudowy.
Casing color.



Temperatura barwowa światła.
Color temperature.



Maksymalna ilość opraw do połączenia w linii.
Maximum unit in line connection.



Klasa energetyczna.
Energy efficiency class.



Zasilanie.
Voltage.



Zasilanie napięciem 12 V prąd stały.
12 V power supply DC.



Napięcie wyjściowe.
Output voltage.



Maksymalne dopuszczalne obciążenie.
Max permissible load.



Kąt świecenia.
Beam angle.



Stopień ochrony IP.
International protection marking.



Czas pracy.
Nominal lifetime.



Długość przewodu.
Wire length.



Długość przewodu z wtyczką.
Length of cord with plug.



Długość taśmy LED.
LED strip length.



Stopień ochrony IK.
IK degree of protection.



Waga.
Weight.



Rodzaj złączki.
Type of connector.



Współczynnik oddawania.
Colour rendering index.



Współczynnik mocy.
Power factor.



Współczynnik ośnienia.
Unified glare rating.



Czas włączania.
Starting time (max).



Liczba cykli wł/wył.
Switching cycle.



Współpracuje ze ściemniaczami.
Dimmable.



Nie współpracuje ze ściemniaczami.
Non-dimmable.



Rodzaj diody LED.
Types of LED diode.



Ilość diod LED.
Number of LED diodes.



Dopuszczalna temperatura pracy.
Allowable working temperature.



Rodzaj świetlówki.
Type of fluorescent tube.



Przekrój przewodu.
Wire cross section.



Maksymalny zasięg czujnika ruchu.
Motion sensor range.



Kąt widzenia czujnika ruchu.
Motion sensor detection angle.



Zawartość rtęci.
Mercury content.



Gniazdo Schuko.
Schuko socket.



Gniazdo French.
French socket.



USB.
USB port.



Ładowanie przez USB.
USB charge.



Maksymalne obciążenie gniazd USB.
Max load USB ports.



Gniazdo UK.
UK socket.



Oprawa z włącznikiem.
Fixture with switch.



Wyłącznik termiczny.
Thermal switch.



Rekomendowana odległość montażu od powierzchni.
Recommended mounting distance from surfaces.



Średnica otworu montażowego.
Mounting hole diameter.



Statecznik EVG.
Electrical ballast EVG.



Brak efektu migotania.
Flicker free.



Możliwość montażu modułu awaryjnego CNBOP.
Ready for emergency unit assembly.



Pojemność baterii.
Battery capacity.



Typ Baterii.
Battery type.



Długość przewodu z wtyczką mini AMP.
Length of the cable with mini connector.



Długość przewodu z zasilaczem.
Length of the cable with driver.



Gniazdo RJ45.
RJ45 socket.



Gniazdo ethernet.
Ethernet socket.



Gniazdo HDMI.
HDMI socket.



Ilość gniazd.
Number of sockets.



Klasa ochronności I.
Protection class I.



Klasa ochronności II.
Protection class II.



Klasa ochronności III.
Protection class III.



Kostka przyłączeniowa - maksymalny przekrój przewodu.
Terminal block - maximum cable cross section.



Maksymalny horyzont kąta działania czujnika.
Maximum sensor angle operation.



Maksymalny prąd obciążenia.
Maximum current load.



Miejsce montażu.
Place of assembly.



Montaż natynkowy.
Surface mounting.



Montaż wpuszczany.
Flush mount.



Czujnik jednobiegunowy.
Single-pole sensor.



Czujnik dwubiegunowy.
Double-pole sensor.



Zabezpieczenie przepięciowe.
Overvoltage protection.



Przycisk TEST.
TEST button.

	Fukcja ZOOM. ZOOM function.		Brak baterii w zestawie Batteries not included
	Funkcja czerwonego światła ostrzegawczego. Red light warning function.		Regulacja zasięgu detekcji Detection range adjustment
	Uchwyt magnetyczny. Magnetic handle.		Sterowanie pilotem IR IR remote control
	Trzy tryby świecenia. Three lighting modes.		Temperatura barwowa światła Color temperature
	Funkcja flash. Flash function.		Regulacja progu jasności Brightness threshold adjustment
	Funkcja Power Bank. Power Bank function.		Wydajność panelu słonecznego solar panel efficiency
	Oprawa świecąca z dwóch stron. Two-sided luminaire.		Maksymalny przekrój przewodu max wire cross-section
			Prąd znamionowy ładowarki bezprzewodowej Rated current of the wireless charger
	Prąd znamionowy rated current		Produkt montować na zewnątrz The product should be installed outdoors
	Maksymalny prąd znamionowy maximum rated current		Regulacja czasu świecenia po zaniku ruchu Adjustment of lighting time after movement stop
	Moc źródła światła lub urządzenia source or device light power		Oprawa nieregulowana not adjustable frame
	Maksymalne dopuszczalne obciążenie przy zasilaniu 12 V		Produkt przystosowany do źródeł światła LED T8 The product is adapted to T8 LED light sources
	Maksymalny prąd znamionowy na 1 gniazdo Maximum rated current per socket		Zasięg latarki Flashlight range
	Prąd znamionowy rated current		Pobór mocy w trybie czuwania Power consumption in standby mode
	Długość przewodu USB Length of the USB cable		Nie przykrywać do not cover
	Rodzaj przewodu cable type		Opakowanie nie zawiera źródła światła The package does not contain a light source
	Ilość żył przewodu zasilającego Number of wires in the power cord		Rodzaj gniazda PLUG PLUG socket type
	Zalecana wysokość montażu Recommended installation height		

The background of the entire page is a close-up photograph of a person's hand working on a complex cable assembly. The hand is holding a small component, possibly a connector or a wire, and is positioned over a large, multi-pin connector block. Various colored wires (blue, yellow, red, green, white) are visible, some bundled together and others extending outwards. The lighting is focused on the hand and the work area, creating a professional and technical atmosphere.

HÖGERT
technik

**Narzędzia
dla wymagających**

**Tools of the most
demanding users**

Dostarczamy wartościowe rozwiązania,
łącząc trwałość i funkcjonalność.

We provide valuable solutions,
combining durability and functionality.

Za dystrybucję marki Högert Technik
odpowiada firma GTV Poland S.A

For the distribution of the Högert Technik brand
GTV Poland S.A. is responsible



CYFROWY MIERNIK UNIWERSALNY
Universal digital meter



AUTO-RANGE	U.D.C. 600V U.A.C. 600V	I.D.C. 10A
R 2MΩ	DATA HOLD	
LED DIODE	1999 DISPLAY	BATTERY 1,5 / 9V

HT1E602	160 x 75 x 30 mm	1	50

CYFROWY MIERNIK UNIWERSALNY FULL-SMART
Universal digital meter Full-Smart



NCV	TRUE RMS	SMART	U.D.C. 600V U.A.C. 600V
R 40 MΩ	C 40mF	4 MHz	DATA HOLD
4000 DISPLAY			

HT1E615	204 x 39 x 30 mm	1	100

CYFROWY MIERNIK UNIWERSALNY FULL-SMART
Universal digital meter Full-Smart



NCV	TRUE RMS	SMART	U.D.C. 600V U.A.C. 600V
I.D.C. 10A I.A.C. 10A	R 60MΩ	C 60mF	20 MHz
DATA HOLD	6000 DISPLAY		

HT1E605	121 x 60 x 36 mm	1	50

CĘGOWY MIERNIK UNIWERSALNY
Universal clamp meter



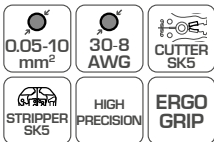
NCV	TRUE RMS	AUTO-RANGE	U.D.C. 600V U.A.C. 600V	I.A.C. 600A
R 60MΩ	MAX Ø20 mm	DATA HOLD	MIN/MAX	SELECT
	RANGE		5999 DISPLAY	

HT1E621	1	20



AUTOMATYCZNY ŚCIAĞACZ IZOLACJI

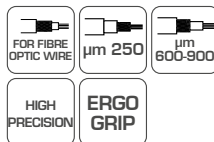

Automatic wire stripper



HT1P182	210 mm	0,05 to 10,0 mm ² (30-8 AWG)	10	60
---------	--------	--	----	----

ŚCIAĞACZ IZOLACJI DO ŚWIATŁOWODÓW

Fibre optic wire stripper



HT1P186	145 mm	2,8-3,0 mm and 2,0-3,0 mm	10	60
---------	--------	------------------------------	----	----

ŚCIAĞACZ IZOLACJI

Wire stripper



HT1P102	122 mm	0,5-6,0 mm ² (20-10 AWG)	15	90
---------	--------	--	----	----

NOŻYCE DO PRZEWODÓW I IZOLACJI

Electrician's shears



HT1P040	140 mm		10	120
---------	--------	--	----	-----

AUTOMATYCZNY ŚCIAĞACZ IZOLACJI

Automatic wire stripper



HT1P187	180 x 170 x 32 mm	0,2 - 6,0 mm ² (24-10 AWG)	10	60
---------	-------------------	--	----	----

SZCZYPCE DO CIĘCIA PRZEWODÓW

Cable cutting pliers



HT1P042	160 mm	∅ 3 mm	6	60
HT1P044	200 mm	∅ 11 mm	6	60

AUTOMATYCZNY ŚCIAĞACZ IZOLACJI

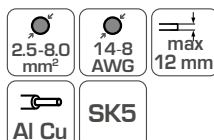
Automatic wire stripper



HT1P188	168 mm	1,0-3,2 mm ² (18-12 AWG)	8	48
---------	--------	--	---	----

SZCZYPCE DO CIĘCIA PRZEWODÓW

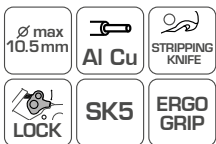
Cable cutter pliers



HT1P047	170 mm	2,5 - 8,0 mm ² (14-8 AWG)	10	60
---------	--------	---	----	----

SZCZYPCE DO CIĘCIA PRZEWODÓW

Cable cutting pliers



HT1P046	168 mm	∅ 10,5 mm	10	60
---------	--------	-----------	----	----

SZCZYPCE DO ZACISKANIA TULEJEK CIENKOŚCIENNYCH

Ferrule crimper wire plier



HT1P205	175 mm	0,25-6 mm² (23-10 AWG)	10	50
---------	--------	------------------------	----	----

SZCZYPCE DO ZACISKANIA Z WYMIENNYMI SZCZĘKAMI

Crimping plier interchangeable



A		0,5 - 6 mm² (22 - 10 AWG)
A1		0,5 - 10 mm² (22 - 8 AWG)
A2		0,5 - 6 mm² (22 - 10 AWG)
A3		0,5 - 1,5 mm² (26 - 18 AWG)
A4		0,5 - 2,5 mm² (22 - 14 AWG)
A5		0,5 - 6 mm² (22 - 10 AWG)



HT1P176	220 mm	1	10
---------	--------	---	----

SZCZYPCE DO ZACISKANIA OPASEK KABLOWYCH

Cable tie crimping plier



HT2C190	165 mm	2,4 - 4,8 mm	10	40
---------	--------	--------------	----	----

SZCZYPCE DO ZACISKANIA TULEJEK CIENKOŚCIENNYCH

Ferrule crimper wire plier



HT1P190	175 mm	0,25-6,0 mm² (23-10 AWG)	10	40
---------	--------	--------------------------	----	----

ZESTAW WKRETAKÓW 1000 V

Insulated 1000 V screwdriver set



∅ 1,2 x 6,5 x 100 mm,
 1,0 x 5,5 x 100 mm,
 0,8 x 4,0 x 100 mm,
 0,5 x 3,0 x 100 mm
 ⊕ PH2 x 100 mm,
 PH1 x 80 mm,
 PZ2 x 100 mm,
 PZ1 x 80 mm,
 T10 x 100 mm,
 T15 x 100 mm,
 T20 x 100 mm
 Voltage tester 140 mm



HT1S997	1	72
---------	---	----

SZCZYPCE DO ZACISKANIA TULEJEK CIENKOŚCIENNYCH

Ferrule crimper wire plier



HT1P191	210 mm	4 - 16 mm² (6-12 AWG)	10	40
---------	--------	-----------------------	----	----

WKRETAK 1000 V SLIM

Insulated 1000 V SLIM screwdriver



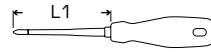
	∅	L1	L2		
HT1S960	3	100 mm	174 mm	24	480
HT1S961	4	100 mm	192 mm	12	240
HT1S962	5,5	125 mm	217 mm	12	240

WKREŃTAK 1000 V PH SLIM
Insulated 1000 V PH screwdriver



	⊕	L1	L2	📦	📦
HT1S965	PH1	100 mm	192 mm	12	240
HT1S966	PH2	100 mm	210 mm	12	120

IZOLOWANY WKREŃTAK SLIM 1000 V
Insulated 1000 V SLIM screwdriver



	⊖	L1	📦	📦
HT1S960-1	3 mm	100 mm	12	360
HT1S961-1	4 mm	100 mm	12	360
HT1S962-1	5,5 mm	125 mm	12	240

WKREŃTAK 1000 V PZ SLIM
Insulated PZ SLIM screwdriver



	⊕	L1	L2	📦	📦
HT1S968	PZ1	100 mm	210 mm	12	240
HT1S969	PZ2	100 mm	210 mm	12	240

WKREŃTAKI PRECYZYJNE
Precision screwdrivers



- ⊖ 0.3 × 1.8 × 50 mm
- ⊖ 0.4 × 2 × 50 mm
- ⊖ 0.4 × 2.5 × 65 mm
- ⊖ 0.5 × 3 × 65 mm
- ⊕ PH00 × 65 mm
- ⊕ PH0 × 65 mm



	📦	📦	📦
HT1S987	6	48	



ZESTAW NARZĘDZI IZOLOWANYCH 1000 V, 12 SZT.
Tool set



×12	CrV	S2	VDE 1000V
-----	-----	----	-----------

HT1E100	12 szt./ 12 pcs	1	5
---------	-----------------	---	---

ZESTAW NARZĘDZI IZOLOWANYCH 1000 V, 25 SZT.
Tool set



×25	CrV	S2	VDE 1000V
-----	-----	----	-----------

HT1E101	25 szt./ 25 pcs	1	5
---------	-----------------	---	---

ZESTAW NASADEK IZOLOWANYCH Z KLUCZEM TYPU T 1000 V, 11 SZT.
Tool set



×11	VDE 1000V	CrV
-----	-----------	-----

HT1E102	11 szt./ 11 pcs	1	5
---------	-----------------	---	---

SZCZYPCE UNIWERSALNE 1000 V
Insulated combination pliers 1000 V



VDE 1000V	CrV	HRC 55-60	DIN 5749
-----------	-----	-----------	----------

HT1P903	160 mm	6	60
HT1P905	180 mm	6	60
HT1P907	200 mm	6	60

SZCZYPCE BOCZNE 1000 V
Insulated diagonal side cutters 1000 V



VDE 1000V	CrV	HRC 55-60	DIN 5749	HIGH LEVERAGE
-----------	-----	-----------	----------	---------------

HT1P909	160 mm	6	60
HT1P911	180 mm	6	60

SZCZYPCE WYDŁUŻONE PROSTE 1000 V
Elongated, straight pliers 1000 V



VDE 1000V	CrV	HRC 55-60	DIN 5745	PTFE COAT
-----------	-----	-----------	----------	-----------

HT1P913	160 mm	6	60
HT1P917	200 mm	6	60

ZESTAW WKRETAKÓW 1000 V
Insulated 1000 V screwdriver set



∅ 5.5 x 100 mm,
4.0 x 100 mm
⊕ PZ2 x 100 mm
⊕ PH2 x 100 mm,
PH1 x 80 mm
Keys for switch cabinets:
triangle
square



×8	VDE 1000V	S2	MAGNETIC	ERGO GRIP
----	-----------	----	----------	-----------

HT1S998	6	12
---------	---	----

SZCZYPCE WYDŁUŻONE WYGIĘTE 1000 V
Elongated, bent pliers 1000V



VDE 1000V	CrV	HRC 55-60	DIN 5745	PTFE COAT
-----------	-----	-----------	----------	-----------

HT1P919	160 mm	6	60
HT1P923	200 mm	6	60



A

AE-27GU10-00.....	244
AE-BPW1FACP-10.....	314
AE-BPW1FACP-20.....	314
AE-BPW1S1UCH-51.....	317
AE-BPW1S1UCH-53.....	317
AE-BPW1S2UCH-80.....	316
AE-BPW1SACP-10.....	314
AE-BPW1SACP-20.....	314
AE-BPW1U1UCH-51.....	317
AE-BPW1U1UCH-53.....	317
AE-BPW1U2UCH-80.....	316
AE-BPW2FCAM-10.....	314
AE-BPW2FCAM-20.....	314
AE-BPW2SCAM-10.....	314
AE-BPW2SCAM-20.....	314
AE-BPW3GS-20.....	318
AE-BPW3GS-80.....	318
AE-BPW3GU-20.....	318
AE-BPW3GU-80.....	318
AE-BPW3S60-20.....	318
AE-BPW3S60-80.....	318
AE-BPW3S60U-20.....	318
AE-BPW3S60U-80.....	318
AE-BPW3S100U-53.....	317
AE-BPW3U60-20.....	318
AE-BPW3U60-80.....	318
AE-BPW3U60U-20.....	318
AE-BPW3U60U-80.....	318
AE-BPW3U100U-53.....	317
AE-BPW4F120P-10.....	314
AE-BPW4F120P-20.....	314
AE-BPW4S100-53.....	317
AE-BPW4S120P-10.....	314
AE-BPW4S120P-20.....	314
AE-BPW4U100-53.....	317
AE-CANOPY-10.....	249
AE-CM3M00-00.....	237
AE-CM3M00-10.....	237
AE-CM1000-00.....	236
AE-CM1200-00-DIP.....	238
AE-CM1200-00-POT.....	238
AE-CM1300-00-DIM.....	239
AE-CM1500-00.....	238
AE-CM3000-00.....	236
AE-CM4000-00.....	237
AE-CM5000-00.....	237
AE-CM6000-00.....	237
AE-CM9000-00.....	238
AE-CM9000-10.....	238
AE-E14E27-00.....	244
AE-E14GU10-00.....	244
AE-E14RING-10.....	245
AE-E27E14-00.....	244
AE-E27RING-10.....	245
AE-E40E27-00.....	245
AE-GIR10-10.....	181
AE-GM1FFLI-10.....	310
AE-GM1FFLI-20.....	310
AE-GM1FSHU-10.....	310
AE-GM1FSHU-20.....	310
AE-GM1SFLI-20.....	310
AE-GM1SSHU-10.....	310
AE-GM1SSHU-20.....	310
AE-GM1SSLI-10.....	310
AE-GM2FBAR-10.....	312
AE-GM2FBAR-20.....	312
AE-GM2SBAR-10.....	312

AE-GM2SBAR-20.....	312
AE-GMBAS3S2U-10.....	308
AE-GMBAS3S2U-20.....	308
AE-GMBAS3U2U-10.....	308
AE-GMBAS3U2U-20.....	308
AE-GMNIC3S2U-10.....	308
AE-GMNIC3S2U-20.....	308
AE-GMRON1S3URH-10.....	308
AE-GMRON1S3URH-20.....	308
AE-GMSOF2S2U-31.....	310
AE-GMSOF2S2U-51.....	310
AE-GMW1FTOW-10.....	312
AE-GMW1FTOW-20.....	312
AE-GMW1STOW-10.....	312
AE-GMW1STOW-20.....	312
AE-GU10E27-00.....	245
AE-MA8028-00.....	248
AE-MA8028-10.....	248
AE-MAS80X80-00.....	248
AE-MAS80X80-10.....	248
AE-OCEE14-00.....	243
AE-OCEE27-00.....	243
AE-OCEE27-MM.....	243
AE-OCEE40-00.....	243
AE-OCEF27-00.....	242
AE-OPE27P-00.....	243
AE-PB1FAVA-10N.....	316
AE-PB1FAVA-20N.....	316
AE-PB1FAVA-53N.....	316
AE-PB1FAVAP-10.....	316
AE-PB1FAVAP-20.....	316
AE-PB1FAVAP-53.....	316
AE-PB1SAVA-10N.....	316
AE-PB1SAVA-20N.....	316
AE-PB1SAVA-53N.....	316
AE-PB1SAVAP-10.....	316
AE-PB1SAVAP-20.....	316
AE-PB1SAVAP-53.....	316
AE-PB2FPRES-10.....	312
AE-PB2FPRES-20.....	312
AE-PB2FPRES-53.....	312
AE-PB2SPRES-10.....	312
AE-PB2SPRES-20.....	312
AE-PB2SPRES-53.....	312
AE-PB03GS-10N.....	320
AE-PB03GS-20N.....	320
AE-PB03GS-53N.....	320
AE-PB03GU-53N.....	320
AE-PBC3GS2U-53BKS.....	321
AE-PBC3GS-51BKN.....	321
AE-PBC3GS-53BKS.....	321
AE-PBC3GU-20.....	320
AE-PBC3GU-53.....	320
AE-PBKT3S2U-80.....	319
AE-PBKT3U2U-80.....	319
AE-PBKT4S-80.....	319
AE-PBKT4U-80.....	319
AE-PBSC3GS-10N.....	320
AE-PBSC3GS-20NN.....	320
AE-PBSC3GS-53N.....	320
AE-PBSC3GU-10N.....	320
AE-PBSC3GU-20NN.....	320
AE-PBSC3GU-53N.....	320
AE-PBSUC2GS-10N.....	320
AE-PBSUC2GS-20NN.....	320
AE-PBSUC2GS-53N.....	320
AE-PBSUC2GU-10N.....	320
AE-PBSUC2GU-20NN.....	320

AE-PBSUC2GU-53N.....	320
AE-PBSUR2GS-10.....	319
AE-PBSUR2GS-20.....	319
AE-PBSUR2GS-53.....	319
AE-PBSUR2GU-10.....	319
AE-PBSUR2GU-20.....	319
AE-PBSUR2GU-53.....	319
AE-PBSURH2GS-10.....	319
AE-PBSURH2GS-20.....	319
AE-PBSURH2GS-53.....	319
AE-PBSURH2GU-10.....	319
AE-PBSURH2GU-20.....	319
AE-PBSURH2GU-53.....	319
AE-PBU02GS-10N.....	321
AE-PBU02GS-20N.....	321
AE-PBU2GU-10N.....	321
AE-PBU2GU-20N.....	321
AE-PBU2GU-53N.....	321
AE-PF3G1M-00.....	241
AE-PF3G3M-00.....	241
AE-PF3G5M-00.....	241
AE-PF5G3M-00.....	241
AE-PF5G5M-00.....	241
AE-PFBEBEN-20.....	241
AE-PFBEBEN-40.....	241
AE-POGRODUN-10.....	242
AE-POGRODUN-20.....	242
AE-POGRODUN-30.....	242
AE-PS3G3M-00.....	241
AE-PS3G5M-00.....	241
AE-PS4G3M-00.....	241
AE-PS4G5M-00.....	241
AE-PS5G3M-00.....	241
AE-PS5G5M-00.....	241
AE-RU0102-00.....	246
AE-RU0103-00.....	245
AE-RU0121-00.....	246
AE-SBEBEN-30.....	241
AE-SBEBEN-50.....	241
AE-SC0102-00.....	246
AE-SC0103-00.....	246
AE-SRC812-00.....	239
AE-SRC812-MIN.....	239
AE-SRC812-MIN2.....	239
AE-VA1UNI-00.....	245
AE-VA1UNI-10.....	245
AE-WBBUNI-10DIM.....	294
AE-WBCUNI-10DIM.....	294
AE-WBE1-10.....	293
AE-WBE1-20.....	293
AE-WBE2-10.....	294
AE-WBE2-20.....	294
AE-WBEZDB-10S*.....	292
AE-WBEZDC-10S.....	292
AE-WBEZDK15-10.....	292
AE-WBEZD-NB.....	295
AE-WBEZDPIR2-20.....	293
AE-WBEZDPIR-10.....	293
AE-WDBP1-10NN.....	292
AE-WDBP1-20NN.....	292
AE-WDBP2CCT-10N.....	292
AE-WDBP2CCT-20N.....	292
AE-WDKBOR-53.....	294
AE-WDRIN-20.....	295
AE-WDSB-10DIM.....	295
AE-WDSC-10DIM.....	295
AE-WLB01-10.....	296
AE-WLCO1-20.....	296

AE-WLIP44-15.....	296
AE-WLLAN1-10.....	297
AE-WLLAN1-20.....	297
AE-WLLAN1-90.....	297
AE-WLPR-60.....	296
AE-WLPR-60P2.....	296
AE-WLPRKON-60.....	296
AE-WLPRKON-60P15.....	296
AE-WLPRKON-60P200.....	296
AE-WLSZN1-10.....	297
AE-WPDRW-00DIM.....	295
AE-ZLADLUX-40.....	322
AE-ZLADPOD-20.....	322
AE-ZLADSQ-20.....	322
AE-ZLADUS-20.....	323
AE-ZLADUSFC-20.....	323
AE-ZUSB-20N.....	322

B

BK-BHL050-1000BZ.....	251
BK-BHL060-1300BZ.....	251
BK-DEL042-B0800BD.....	251
BK-PULO30A-0700AD.....	251
BK-PULO42A-0700BD.....	251
BK-PULO42A-1100AD.....	251
BK-PULO60A-2000AD.....	251

C

CR-CO1000-00.....	234
CR-CO2000-00.....	234
CR-CO3000-00.....	234
CR-CO4000-00-HF.....	236
CR-CO5000-00-HF.....	236
CR-CO5000-10-HF.....	236
CR-CR3M00-00.....	228
CR-CR3M00-10.....	228
CR-CR4L00-00.....	229
CR-CR5M00-00.....	229
CR-CR9M00-00.....	230
CR-CR9M00-10.....	230
CR-CR1000-00.....	228
CR-CR1000-10.....	228
CR-CR1100-00.....	231
CR-CR1200-00.....	231
CR-CR1400-00.....	231
CR-CR2000-00.....	228
CR-CR2000-10.....	228
CR-CR3000-00.....	228
CR-CR3000-10.....	228
CR-CR5000-00.....	229
CR-CR6000-00.....	229
CR-CR7000-00.....	230
CR-CR8000-00.....	230
CR-CR9000-00.....	230
CR-CR9000-10.....	230
CR-CR13000-00.....	231
CR-CR15000-00.....	232
CR-CR16000-00.....	232
CR-CR17000-00.....	232
CR-CR18000-00.....	232
CR-CR19000-00.....	233
CR-CR20000-00.....	233
CR-CR21000-00.....	233
CR-CR22000-00.....	233
CR-CR23000-00.....	234
CZ-CZ1000-00.....	240
CZ-CZ2000-00.....	240

G

GT-A60CW9W.....	328
GT-A60NW9W.....	328
GT-A60NW9W-3.....	327
GT-A60NW10W-3.....	327
GT-A60NW12W-3.....	328
GT-A60WW9W.....	328
GT-A60WW9W-3.....	327
GT-A60WW10W-3.....	327
GT-A60WW12W-3.....	328
GT-B45CNW5W-3.....	327
GT-B45CW5W-3.....	327
GT-B45NW5W-3.....	326
GT-B45WW5W-3.....	326
GT-BP40W606-40-8.....	335
GT-BPZ40W123-40.....	334
GT-BPZ40W606-40.....	334
GT-C37NW5W-3.....	326
GT-C37WW5W-3.....	326
GT-FAN06KW-NW-00.....	330
GT-FAN06OK-NW-00.....	330
GT-FAN12KW-NW-00.....	330
GT-FAN12OK-NW-00.....	330
GT-FAN18KW-NW-00.....	330
GT-FAN18OK-NW-00.....	330
GT-FAN24KW-NW-00.....	330
GT-FAN24OK-NW-00.....	330
GT-FAW04OK-NW-00.....	331
GT-FAW06KW-NW-00.....	331
GT-FAW06OK-NW-00.....	331
GT-FAW09KW-NW-00.....	331
GT-FAW09OK-NW-00.....	331
GT-FAW12KW-NW-00.....	331
GT-FAW12OK-NW-00.....	331
GT-FAW18KW-NW-00.....	331
GT-FAW18OK-NW-00.....	331
GT-FAW24KW-NW-00.....	331
GT-FAW24OK-NW-00.....	331
GT-GCR10W-40.....	337
GT-GCR10W-64.....	337
GT-GCR20W-40.....	337
GT-GCR20W-64.....	337
GT-GCR30W-40.....	337
GT-GCR30W-64.....	337
GT-GCR50W-40.....	337
GT-GCR50W-64.....	337
GT-GCRCR-10.....	337
GT-GCX10W-40.....	337
GT-GCX10W-64.....	337
GT-GCX20W-40.....	337
GT-GCX20W-64.....	337
GT-GCX30W-40.....	337
GT-GCX30W-64.....	337
GT-GCX50W-40.....	337
GT-GCX50W-64.....	337
GT-GCX70W-40.....	337
GT-GCX70W-64.....	337
GT-GCX100W-40.....	337
GT-GCX100W-64.....	337
GT-GCX150W-40.....	337
GT-GCX150W-64.....	337
GT-GCX200W-40.....	337
GT-GU10NW5W-3.....	329
GT-GU10WW5W-3.....	329
GT-HB150W-40.....	331
GT-HEL136-00.....	333
GT-HEL158-00.....	333
GT-HEL218-00.....	333

GT-HEL236-00.....	333
GT-HEL258-00.....	333
GT-HER2X18-00.....	333
GT-HER2X36-00.....	333
GT-HER2X58-00.....	333
GT-HR2X18W120-30.....	334
GT-LE060JN-01.....	333
GT-LE060JN-01.....	333
GT-LE060JW-01.....	332
GT-LE120JN-01.....	333
GT-LE120JN-01.....	333
GT-OMN060-18.....	334
GT-OMN120-36.....	334
GT-OMN150-45.....	334
GT-OSL1120S-00.....	332
GT-OSL2120S-00.....	332
GT-PAL40W60-NB.....	335
GT-PAL40W120-NB.....	335
GT-PC2A60-6W.....	328
GT-PC2A60-10W.....	328
GT-PC2A60-12.....	328
GT-PC2A60-WW-15W.....	328
GT-PC3010-30.....	329
GT-PC3010-40.....	329
GT-PC3010-64.....	329
GT-PC5010-30.....	329
GT-PC5010-40.....	329
GT-PC5010-64.....	329
GT-PN2A60-10W.....	328
GT-PN2A60-12.....	328
GT-PN2A60-NW-15W.....	328
GT-PZ2A60-12.....	328
GT-PZ2A60-CW-15W.....	328
GT-PZA60-10W.....	328
GT-RM30X60-00.....	336
GT-RM30X120-00.....	336
GT-RM45X45-00.....	335
GT-RM60X60-00.....	336
GT-RMBK60x60-00.....	336
GT-RMBK120x30-00.....	336
GT-SMGB45B-30.....	326
GT-SMGB45B-60.....	326
GT-SMGB45C-30.....	327
GT-SMGB45C-60.....	327
GT-SMGC30B-30.....	326
GT-SMGC30B-60.....	326
GT-SZNT809W-60.....	329
GT-SZNT809WBXF-60.....	330
GT-SZNT818W-120.....	329
GT-SZNT818WBXF-120.....	330
GT-SZNT822W-150.....	329
GT-SZNT822WBXF-150.....	330
GT-SZZT809W-60.....	329
GT-SZZT809WBXF-60.....	330
GT-SZZT818W-120.....	329
GT-SZZT818WBXF-120.....	330
GT-SZZT822W-150.....	329
GT-SZZT822WBXF-150.....	330
GT-WELLS060-18.....	332
GT-WELLS120-36.....	332
GT-WELLS150-48.....	332
GZ-E27000-00.....	244
GZ-E27000-10.....	244
GZ-G90000-00.....	242
GZ-GZ10-0000.....	242
GZ-MR16-0000*.....	242

K

KB-W310HUG-20.....	249
KB-W312HUG-2-20.....	250
KB-W313HUG-20.....	249

L

LB-ARCH8W-00.....	158
LB-ARCH8W-10.....	158
LB-FLOW4W-06-DEC.....	155
LB-FRO5W-00-DEC.....	155
LB-GAL3WRU-10.....	154
LB-GAL5WMO-10.....	156
LB-GAL5WRU-10.....	154
LB-HAL8W-00-DEC.....	154
LB-HAL8W-10-DEC.....	154
LB-HEL6W-00-DEC.....	158
LB-HEL6W-15-DEC.....	158
LB-HEL6W-20-DEC.....	158
LB-HEL6W-25-DEC.....	158
LB-HIK6WCCT-00.....	156
LB-HIK6WCCT-10.....	156
LB-IZK6WCCT-00.....	156
LB-IZK6WCCT-10.....	156
LB-RIN4W-00-DEC.....	155
LB-RIN4W-10-DEC.....	155
LB-VEN20W-10.....	159
LB-VEN20WO-00.....	159
LD-3SKL-ZBN.....	305
LD-120G14W-32.....	46
LD-120G14W-40.....	46
LD-120G18W-32.....	46
LD-120G18W-40.....	46
LD-2835-24V-300-20-CB.....	257
LD-2835-24V-300-20-NE4.....	257
LD-2835-24V-300-20-ZB.....	257
LD-2835-24V-600-20-CB.....	257
LD-2835-24V-600-20-NE4.....	257
LD-2835-24V-600-20-ZB.....	257
LD-2835-300-20-CB.....	256
LD-2835-300-20-CB-50.....	257
LD-2835-300-20-CBN.....	256
LD-2835-300-20-NE4N.....	256
LD-2835-300-20-NE4P.....	256
LD-2835-300-20-NE4P-50.....	257
LD-2835-300-20-ZB.....	256
LD-2835-300-20-ZB-50.....	257
LD-2835-300-20-ZBN.....	256
LD-2835-300-65-CB.....	256
LD-2835-300-65-CBN.....	256
LD-2835-300-65-NE4N.....	256
LD-2835-300-65-ZB.....	256
LD-2835-300-65-ZBN.....	256
LD-2835-600-5MM-20-CB.....	256
LD-2835-600-5MM-20-NE4.....	256
LD-2835-600-5MM-20-ZB.....	256
LD-2835-600-20-CB.....	256
LD-2835-600-20-NE4.....	256
LD-2835-600-20-ZB.....	256
LD-2835-600-65-CB.....	256
LD-2835-600-65-NE4.....	256
LD-2835-600-65-ZB.....	256
LD-2835MW-300-20-CB.....	256
LD-2835MW-300-20-NE.....	256
LD-2835MW-300-20-ZB.....	256
LD-2835MW-300-65-CB.....	256
LD-2835MW-300-65-NE4.....	256
LD-2835MW-300-65-ZB.....	256

LD-2835MW-600-20-CB.....	256
LD-2835MW-600-20-NE4.....	256
LD-2835MW-600-20-ZB.....	256
LD-2835MW-600-65-CB.....	256
LD-2835MW-600-65-NE4.....	256
LD-2835MW-600-65-ZB.....	256
LD-3014-1200-20-CB.....	256
LD-3014-1200-20-NE4.....	256
LD-3014-1200-20-ZB.....	256
LD-5050-300-20-CB.....	256
LD-5050-300-20-NE4.....	256
LD-5050-300-20-NE4-50.....	257
LD-5050-300-20-ZB.....	256
LD-5050-300-65-CB.....	256
LD-5050-300-65-NE4.....	256
LD-5050-300-65-ZB.....	256
LD-5630-300-20-CB.....	256
LD-5630-300-20-NE4.....	256
LD-5630-300-20-NE4-50.....	257
LD-5630-300-20-ZB.....	256
LD-5630-300-65-CB.....	256
LD-5630-300-65-NE4.....	256
LD-5630-300-65-ZB.....	256
LD-5630-300-65-NE4.....	256
LD-5630-300-65-ZB.....	256
LD-A60CM3-10W.....	42
LD-A60CM4-10W.....	42
LD-A60CZ3-10W.....	42
LD-A60CZ4-10W.....	42
LD-A60FLE8-30.....	47
LD-A60FLE8-40.....	47
LD-A60FLE8M-30.....	41
LD-A60FLE8M-40.....	41
LD-A60FLE11-30.....	47
LD-A60FLE11-40.....	47
LD-A60FLS4-22.....	52
LD-A60FLSLIM2-18.....	54
LD-A60FP8-18.....	48
LD-A60FPE8-30.....	48
LD-AKO4060-NB.....	92
LD-AL24CB-53.....	302
LD-AL24NE-53.....	302
LD-AL24ZB-53.....	302
LD-ALCX10W-64.....	165
LD-ALCX20W-64*.....	165
LD-ALF100-27W.....	46
LD-ALF120-34W.....	46
LD-ALF140-43W.....	46
LD-ALF140-80W.....	46
LD-ALF150-100W.....	46
LD-ALT24W-NW-10.....	151
LD-ALT24W-NW-40.....	151
LD-ALT24W-NW-80.....	151
LD-ALTON20W-40.....	170
LD-ALTON30W-40.....	170
LD-ALTON50W-40.....	170
LD-ALTON100W-40.....	170
LD-ALTON-SOL-2000LM.....	196
LD-ALTON-SOL-3000LM.....	196
LD-ALTON-SOL-5000LM.....	196
LD-AR111NW13W40-00.....	60
LD-AR111NW13W40-10.....	60
LD-AR111NW13W40-15.....	60
LD-AR111NW13W120-00.....	60
LD-AR111NW13W120-10.....	60
LD-AR111NW13W120-15.....	60
LD-AR111WW13W40-00.....	60
LD-AR111WW13W40-10.....	60
LD-AR111WW13W40-15.....	60
LD-AR111WW13W120-00.....	60

LD-AR111WW13W120-10.....	60	LD-BRA060-30B.....	84	LD-DEL32W-NW-10.....	152	LD-G95FP8-18.....	49
LD-AR111WW13W120-15.....	60	LD-BRA120-60B.....	84	LD-DELOR6WC-NB.....	75	LD-G95FPE8-30.....	49
LD-ARC15W-NB.....	110	LD-BRA150-70B.....	84	LD-DELOW6WC-NB.....	75	LD-G125FEV4-30.....	48
LD-ARC25W-NB.....	110	LD-BRO060-18W-40.....	87	LD-DIMLED-10.....	297	LD-G125FLE8-30.....	47
LD-ARC30W-NB.....	110	LD-BRO120-38W-40.....	87	LD-DNV15W-NB.....	129	LD-G125FLE8-40.....	47
LD-ARG30W60-NB.....	93	LD-BRO150-57W-40.....	87	LD-DNV20W-NB.....	129	LD-G125FLS4-22.....	52
LD-ARG40W60-NB.....	93	LD-C35FEP4-30.....	38	LD-DNV30W-NB.....	129	LD-G125FLSLIM2-18.....	53
LD-ARG55W60-NB*.....	93	LD-C35FEP4-30L.....	39	LD-E14P35WE-30.....	37	LD-G125FP8-18.....	49
LD-ARZ18W-CCT.....	130	LD-C35FLE4-30.....	38	LD-E14S2WE0-40.....	37	LD-G125FPE8-30.....	49
LD-ARZ25W-CCT.....	130	LD-C35FLE4-30L.....	38	LD-ES111NW11W25AG-01.....	59	LD-G188GLOW-18.....	54
LD-ARZ35W-CCT.....	130	LD-C35FLE4-40.....	38	LD-ES111NW13W40-00.....	58	LD-G935W04-30.....	55
LD-ASTID13-NW-00.....	148	LD-C35FLE4-40L.....	38	LD-ES111NW13W40-10.....	58	LD-G935W04-40.....	55
LD-ASTR12WM-NW-00.....	149	LD-C35FLE4M-30.....	34	LD-ES111NW13W40-15.....	58	LD-G1300GLOW-18.....	54
LD-ASTR12W-NW-00.....	148	LD-C35FLE4M-30L.....	35	LD-ES111NW13W120-00.....	58	LD-G4018W-30.....	61
LD-ASTR18WM-NW-00.....	149	LD-C35FLE4M-40.....	34	LD-ES111NW13W120-10.....	58	LD-G4025W-30.....	61
LD-ASTR18W-NW-00.....	148	LD-C35FLE4M-40L.....	35	LD-ES111NW13W120-15.....	58	LD-GALI50W-40.....	81
LD-ASTR24WM-NW-00.....	149	LD-C35FLE6-30.....	38	LD-ES111WW11W25AG-01.....	59	LD-GL40060-NB.....	93
LD-ASTR24W-NW-00.....	148	LD-C35FLE6-40.....	38	LD-ES111WW13W40-00.....	58	LD-GL40060UGR-NB.....	94
LD-ATL150W-ADJ-CCT.....	70	LD-C35FLE6-40.....	38	LD-ES111WW13W40-10.....	58	LD-GL40120-NB.....	94
LD-ATL200W-ADJ-CCT.....	70	LD-C35FLS3-22.....	39	LD-ES111WW13W40-15.....	58	LD-GUARDOS-300-64.....	197
LD-ATM15WBP-NB.....	112	LD-C35FP4-18.....	38	LD-ES111WW13W40-15.....	58	LD-HAG136-30.....	82
LD-ATM15WCP-NB.....	112	LD-C35FP4-18L.....	39	LD-ES111WW13W120-00.....	58	LD-HAG158-30.....	82
LD-ATM20WBK-NB.....	113	LD-C100FLGRIDZ3-18.....	53	LD-ES111WW13W120-10.....	58	LD-HAG218-30.....	82
LD-ATM20WCK-NB.....	113	LD-C100GRIDCZ3-18.....	53	LD-ES111WW13W120-15.....	58	LD-HAG236-30.....	82
LD-ATOL32W-NW-01.....	151	LD-C125FLGRIDZ3-18.....	52	LD-ESKA084-51.....	164	LD-HAG236KL-ME.....	83
LD-ATOL32W-NW-02.....	151	LD-C125GRIDCZ3-18.....	52	LD-ESOA084-51.....	164	LD-HAG258-30.....	82
LD-ATOL32W-NW-10.....	151	LD-CANTI12WKW-10.....	184	LD-FAL60-20W-40.....	87	LD-HEL136B-30.....	82
LD-ATOL32W-NW-40.....	151	LD-CANTI12WKW-15.....	184	LD-FAL120-40W-40.....	87	LD-HEL218B-30.....	82
LD-ATOL32W-WW-01.....	151	LD-CANTI12WOK-10.....	184	LD-FAL150-60W-40.....	87	LD-HEL236B-30.....	82
LD-ATOL32W-WW-02.....	151	LD-CANTI12WOK-15.....	184	LD-FAR150-50W-40.....	83	LD-HEL236BU-ME.....	83
LD-ATOL32W-WW-10.....	151	LD-COB12V-20-CBN.....	258	LD-FEN20W-NW-00.....	146	LD-HEL258B-30.....	82
LD-ATOL32W-WW-40.....	151	LD-COB12V-20-CBPQ.....	258	LD-FEN30W-NW-00.....	146	LD-HEL258BU-ME.....	83
LD-AZELIA-00-DEC.....	158	LD-COB12V-20-NEN.....	258	LD-FIZZI-00-DEC.....	159	LD-HER60W12-NB.....	86
LD-AZELIA-10-DEC.....	158	LD-COB12V-20-NEPQ.....	258	LD-FIZZI-10-DEC.....	159	LD-HR2X18W12-30.....	82
LD-B45C01W-BL.....	46	LD-COB12V-20-ZBN.....	258	LD-G4P30W-30.....	61	LD-IND60W-40.....	81
LD-B45C01W-GR.....	46	LD-COB12V-20-ZBPQ.....	258	LD-G4P30W-40.....	61	LD-IND100W-40.....	81
LD-B45C01W-RD.....	46	LD-COB24V-20-CBN.....	258	LD-G4SI115-32.....	61	LD-IND150W-40.....	81
LD-B45C01W-WH.....	46	LD-COB24V-20-CBPQ.....	258	LD-G4SI115-45.....	61	LD-INEXT10W-64.....	171
LD-B45C01W-YW.....	46	LD-COB24V-20-NEN.....	258	LD-G9P5WE0-30.....	55	LD-INEXT20W-64.....	171
LD-BA2E27-00.....	193	LD-COB24V-20-NEPQ.....	258	LD-G9P5WE0-40.....	55	LD-INEXT50W-64.....	171
LD-BA2GU10-OM.....	193	LD-COB24V-20-ZBN.....	258	LD-G9P67W0-30.....	56	LD-IRUSB-53.....	304
LD-BALE27-00.....	193	LD-COB24V-20-ZBPQ.....	258	LD-G9P67W0-40.....	56	LD-J7805WCE-40.....	59
LD-BALGU10-OS.....	192	LD-COBFC12V-528-20-CB.....	258	LD-G9P95W0-30.....	56	LD-J7806WE-40.....	59
LD-BES24WKW-30.....	145	LD-COBFC12V-528-20-NE.....	258	LD-G9P95W0-40.....	56	LD-J11809WCE-40.....	60
LD-BES24WKW-40.....	145	LD-COBFC12V-528-20-ZB.....	258	LD-G9PE35W-30.....	55	LD-J11810WE-40.....	59
LD-BES24WOK-30.....	144	LD-COBFC24V-528-20-CB.....	259	LD-G9PE35W-40.....	55	LD-JAS15W-40.....	141
LD-BES24WOK-40.....	144	LD-COBFC24V-528-20-NE.....	259	LD-G45FLE2EM-30.....	44	LD-KABE2M-00.....	249
LD-BES24WOKBL-30.....	144	LD-COBFC24V-528-20-ZB.....	259	LD-G45FLE2EM-40.....	45	LD-KABE2M-00.....	297
LD-BES24WOKBL-DIM-30.....	144	LD-COBRGB12V-810-20.....	260	LD-G45FLE4-30.....	38	LD-KABE2M-10.....	249
LD-BES24WOKBL-DIM-40.....	144	LD-COBRGB24V-810-20.....	260	LD-G45FLE4-40.....	38	LD-KALU10OK-40.....	73
LD-BES24WOK-DIM-30.....	144	LD-COBST12V-480-65-CB.....	259	LD-G45FLE4E-30.....	44	LD-KALU10OW-40.....	73
LD-BLRK18W-61.....	109	LD-COBST12V-480-65-NE.....	259	LD-G45FLE4EM-40.....	45	LD-KAR18W-CCT.....	107
LD-BLROK18W-61.....	109	LD-COBST12V-480-65-ZB.....	259	LD-G45FLE4M-30.....	36	LD-KAR25W-CCT.....	107
LD-BNC8WKB-NB.....	110	LD-COBST24V-480-65-CB.....	259	LD-G45FLE4M-40.....	36	LD-KAT400-00.....	141
LD-BNC8WKC-NB.....	110	LD-COBST24V-480-65-NE.....	259	LD-G45FLE6-30.....	45	LD-KAT400-01.....	141
LD-BNC8WOB-NB.....	110	LD-COBST24V-480-65-ZB.....	259	LD-G45FLE6-40.....	45	LD-KAT400-10.....	141
LD-BNC8WOC-NB.....	110	LD-CORSO1-00.....	80	LD-G45FLS3-22.....	39	LD-KAT600-00.....	141
LD-BNC15WKB-NB.....	111	LD-CORSO3-00.....	80	LD-G45FP4-18.....	39	LD-KAT600-01.....	141
LD-BNC15WKC-NB.....	111	LD-CS36CB-53.....	302	LD-G45FPE4-30.....	39	LD-KAT600-10.....	141
LD-BNC15WOB-NB.....	111	LD-CS36NE-53.....	302	LD-G80GLOW-18.....	55	LD-KD08WOK-NB.....	74
LD-BNC15WOC-NB.....	111	LD-CS36ZB-53.....	302	LD-G93W25-32.....	55	LD-KD08WOV-NB.....	74
LD-BNCC8WKB-NB.....	112	LD-DAL100W-NB.....	70	LD-G93W25-45.....	55	LD-KD12WOK-NB.....	74
LD-BNCC8WKC-NB.....	112	LD-DAL150W-NB.....	70	LD-G93WE25-30.....	55	LD-KD12WOV-NB.....	74
LD-BNCC8WOB-NB.....	111	LD-DANI50W-40-D.....	81	LD-G93WE25-40.....	55	LD-KEL18W-NW.....	71
LD-BNCC8WOC-NB.....	111	LD-DANI100W-40-D.....	81	LD-G95FEV4-30.....	48	LD-KEL36W-NW.....	71
LD-BNCC16WOB2-NB.....	111	LD-DANI150W-40-D.....	81	LD-G95FLE8-30.....	47	LD-KEL45W-NW.....	71
LD-BNCC16WOC2-NB.....	111	LD-DAVOS-1000-00.....	197	LD-G95FLE8-40.....	47	LD-KLPNB-00N.....	305
LD-BOS1CBWG-53.....	305	LD-DAVOS-1000-10.....	197	LD-G95FLS4-22.....	52	LD-KLPZB-00N.....	305
		LD-DC24A60-12.....	43	LD-G95FLSLIM2-18.....	53		

LD-KNG45060-NB.....	95	LD-MAN24W-NBP-10.....	106	LD-NEPT45W-NW.....	145	LD-ORW13W-NBP4.....	124
LD-KNG45312-NB.....	95	LD-MAR24W-12W-CCT-00.....	144	LD-NESSAGU10D-20.....	190	LD-ORW13W-NBP-10.....	125
LD-KONMINI-RGB.....	288	LD-MAR24W-12W-CCT-10.....	144	LD-NESSAGU10D-80.....	190	LD-ORW19W-CBP.....	124
LD-KONML-AD.....	290	LD-MAR24W-12W-CCT-15.....	144	LD-NESSAGU10J-20.....	189	LD-ORW19W-CBP4.....	124
LD-KONML-MONO.....	288	LD-MAW03W-CBP.....	125	LD-NESSAGU10J-80.....	189	LD-ORW19W-CBP-10.....	125
LD-KONML-MONO-PAN.....	289	LD-MAW03W-CBP4.....	126	LD-NF-12V6X12-65-CB.....	260	LD-ORW19W-NBP.....	124
LD-KONML-MONO-PIL.....	289	LD-MAW03W-NBP.....	125	LD-NF-12V6X12-65-NE.....	260	LD-ORW19W-NBP4.....	124
LD-KONML-RGBW.....	289	LD-MAW03W-NBP4.....	126	LD-NF-12V6X12-65-ZB.....	260	LD-ORW19W-NBP-10.....	125
LD-KONML-RGBW-PIL.....	289	LD-MAW07W-CBP.....	125	LD-NF-24V6X12-65-CB.....	261	LD-ORW24W-CBP.....	124
LD-KONML-WIFI.....	290	LD-MAW07W-CBP4.....	126	LD-NF-24V6X12-65-NE.....	261	LD-ORW24W-CBP4.....	124
LD-KONML-WRGB-PAN.....	290	LD-MAW07W-CBP-10.....	126	LD-NF-24V6X12-65-ZB.....	261	LD-ORW24W-CBP-10.....	125
LD-KOT16W3H-NW*.....	147	LD-MAW07W-NBP.....	125	LD-NGU10P-1W.....	57	LD-ORW24W-NBP.....	124
LD-KOT16W-NW.....	147	LD-MAW07W-NBP4.....	126	LD-NGU10P-3W.....	57	LD-ORW24W-NBP4.....	124
LD-KWP27CB-53.....	304	LD-MAW07W-NBP-10.....	126	LD-NGU10P-4W.....	57	LD-ORW24W-NBP-10.....	125
LD-LIV40WNB-00.....	102	LD-MAW13W-CBP.....	125	LD-NGU10PN-1W.....	57	LD-OSA16WD-40.....	148
LD-LIV40WNB-10.....	102	LD-MAW13W-CBP4.....	126	LD-NGU10PN-3W.....	57	LD-OSA22WD-40.....	148
LD-LOG16W-LED.....	149	LD-MAW13W-CBP-10.....	126	LD-NGU10PN-4W.....	57	LD-OVALW5W00-NW.....	73
LD-LON10W58P-10.....	174	LD-MAW13W-NBP.....	125	LD-NGU10PZ-1W.....	57	LD-OVALW5W10-NW.....	73
LD-LON10W78P-10.....	174	LD-MAW13W-NBP4.....	126	LD-NGU10PZ-3W.....	57	LD-OXCX10W-64.....	165
LD-LON10WA-10.....	174	LD-MAW13W-NBP-10.....	126	LD-NGU10PZ-4W.....	57	LD-OXCX20W-64.....	165
LD-LONG18W-NW.....	71	LD-MAW19W-CBP.....	125	LD-NIC20W-DIM-00.....	188	LD-OZE218-00.....	72
LD-LONG36W-NW.....	71	LD-MAW19W-CBP4.....	126	LD-NIC20W-DIM-40.....	188	LD-OZE218-01.....	72
LD-LONG54W-NW.....	71	LD-MAW19W-CBP-10.....	126	LD-O100GLOW-18.....	54	LD-OZE236-00.....	72
LD-LSNK06W-NB.....	107	LD-MAW19W-NBP.....	125	LD-OBP27CB-53.....	304	LD-OZE236-01.....	72
LD-LSNK12W-NB.....	107	LD-MAW19W-NBP4.....	126	LD-OBP27ZB-53.....	304	LD-OZE258-00.....	72
LD-LSNK24W-NB.....	107	LD-MAW19W-NBP-10.....	126	LD-OGLA3W-00.....	80	LD-OZE258-01.....	72
LD-LSNO06W-NB.....	107	LD-MAW24W-CBP.....	125	LD-OGLA3W-10.....	80	LD-PAR10W40-00.....	186
LD-LSNO12W-NB.....	107	LD-MAW24W-CBP4.....	126	LD-OLL20W-NB.....	71	LD-PAR10W40-10.....	186
LD-LSNO24W-NB.....	107	LD-MAW24W-CBP-10.....	126	LD-OLL40W-NB.....	71	LD-PAR10W40BC-00.....	186
LD-LSWK03W-NB.....	129	LD-MAW24W-NBP.....	125	LD-OLL50W-NB.....	71	LD-PAR10W40BC-10.....	186
LD-LSWK06W-NB.....	129	LD-MAW24W-NBP4.....	126	LD-OMAH33-00.....	80	LD-PARK3L30W-40.....	81
LD-LSWK15W-NB.....	129	LD-MAW24W-NBP-10.....	126	LD-OMN060-30B.....	84	LD-PARK3L50W-40.....	81
LD-LSWK24W-NB.....	129	LD-MAX06WK-CCT-00.....	127	LD-OMN120-60B.....	84	LD-PARK3L80W-40.....	81
LD-LSWO03W-NB.....	129	LD-MAX06WO-CCT-00.....	127	LD-OMN120B-75M.....	84	LD-PC2A60-6W.....	40
LD-LSWO06W-NB.....	129	LD-MAX09WK-CCT-00.....	127	LD-OMN150-70B.....	84	LD-PC2A60-8W.....	40
LD-LSWO15W-NB.....	129	LD-MAX09WO-CCT-00.....	127	LD-OMN150B-90M.....	84	LD-PC2A60-12.....	40
LD-LSWO24W-NB.....	129	LD-MAX12WK-CCT-00.....	127	LD-ONT120N-36.....	86	LD-PC2A60RGBW-9W.....	42
LD-LU16CB-53.....	302	LD-MAX12WO-CCT-00.....	127	LD-ORL100W-40.....	80	LD-PC3A60-10W.....	40
LD-LU16NE-53.....	302	LD-MAX18WK-CCT-00.....	127	LD-ORN07W-CBP.....	105	LD-PC3A60-15W.....	41
LD-LU16ZB-53.....	302	LD-MAX18WO-CCT-00.....	127	LD-ORN07W-CBP-10.....	105	LD-PC3A65-18W.....	41
LD-LUM60-20W-40.....	86	LD-MAX24WK-CCT-00.....	127	LD-ORN07W-NBP.....	105	LD-PC4A65-20W.....	41
LD-LUM120-36W-40.....	86	LD-MAX24WO-CCT-00.....	127	LD-ORN07W-NBP-10.....	105	LD-PC5010-30.....	56
LD-LUM150-50W-40.....	86	LD-MCR12W-NB.....	183	LD-ORN13W-CBP.....	105	LD-PC5010-40.....	56
LD-LUMOS10W-64.....	196	LD-MISS7WKC-NB.....	183	LD-ORN13W-CBP-10.....	105	LD-PC5010-64.....	56
LD-LUMOSII-2000-64.....	197	LD-MISS7WKS-NB.....	183	LD-ORN13W-NBP.....	105	LD-PC6010-30.....	57
LD-LUMOSII-3000-64.....	197	LD-MISS7WOC-NB.....	183	LD-ORN13W-NBP-10.....	105	LD-PC6010-40.....	57
LD-LUN40WNB-00-A.....	102	LD-MISS7WOS-NB.....	183	LD-ORN19W-CBP.....	105	LD-PC6010-64.....	57
LD-LUN40WNB-10-A.....	102	LD-MOD2860-NB.....	92	LD-ORN19W-CBP-10.....	105	LD-PC7010-30.....	56
LD-LUNAR60-40.....	83	LD-MOD4060-CB.....	92	LD-ORN19W-NBP.....	105	LD-PC7010-40.....	56
LD-LUNAR120-80.....	83	LD-MOD4060-NB.....	92	LD-ORN19W-NBP-10.....	105	LD-PC7010-64.....	56
LD-MA24063-NB.....	94	LD-MOD4060UGR-NB.....	93	LD-ORN24W-CBP.....	105	LD-PC7510-30.....	57
LD-MA40060-NB.....	94	LD-MOD12030-CB.....	92	LD-ORN24W-CBP-10.....	105	LD-PC7510-40.....	57
LD-MA40312-NB.....	95	LD-MOD12030-NB.....	92	LD-ORN24W-NBP.....	105	LD-PC7510-64.....	57
LD-MAN07W-CBP.....	106	LD-MOD12030UGR-NB.....	93	LD-ORN24W-NBP-10.....	105	LD-PIRUSB-53.....	304
LD-MAN07W-CBP-10.....	106	LD-MOON12W-NB.....	145	LD-ORW03W-CBP.....	124	LD-PN2A60-8W.....	40
LD-MAN07W-NBP.....	106	LD-MOON18W-NB.....	145	LD-ORW03W-CBP4.....	124	LD-PN2A60-12.....	40
LD-MAN07W-NBP-10.....	106	LD-MOR18W06-NB.....	86	LD-ORW03W-NBP.....	124	LD-PN3A60-10W.....	40
LD-MAN13W-CBP.....	106	LD-MOR36W12-NB.....	86	LD-ORW03W-NBP4.....	124	LD-PN3A60-15W.....	41
LD-MAN13W-CBP-10.....	106	LD-MOR45W15-NB.....	86	LD-ORW07W-CBP.....	124	LD-PN3A65-18W.....	41
LD-MAN13W-NBP.....	106	LD-MZ12WKW-NB.....	128	LD-ORW07W-CBP4.....	124	LD-PN4A65-20W.....	41
LD-MAN13W-NBP-10.....	106	LD-MZ12WOK-NB.....	128	LD-ORW07W-CBP-10.....	125	LD-PO-20.....	301
LD-MAN19W-CBP.....	106	LD-MZ18WKW-NB.....	128	LD-ORW07W-NBP.....	124	LD-POM-20.....	301
LD-MAN19W-CBP-10.....	106	LD-MZ18WOK-NB.....	128	LD-ORW07W-NBP4I.....	124	LD-PRM10WB-NB.....	110
LD-MAN19W-NBP.....	106	LD-NAR10WB-10.....	186	LD-ORW07W-NBP-10.....	125	LD-PRM10WC-NB.....	110
LD-MAN19W-NBP-10.....	106	LD-NELI30WP-64.....	171	LD-ORW13W-CBP.....	124	LD-PRM10WS-NB.....	110
LD-MAN24W-CBP.....	106	LD-NELI50WP-64.....	171	LD-ORW13W-CBP4.....	124	LD-PZ2A60-12.....	40
LD-MAN24W-CBP-10.....	106	LD-NEPT18W-NW.....	145	LD-ORW13W-CBP-10.....	125	LD-PZ3A60-10W.....	40
LD-MAN24W-NBP.....	106	LD-NEPT28W-NW.....	145	LD-ORW13W-NBP.....	124	LD-PZ3A60-15W.....	41

LD-PZ3A65-18W.....	41	LD-SMGC30C-30.....	43	LD-STARS48W-NW-00.....	153	LD-VLRKW0738-CCT.....	131
LD-PZ4A65-20W.....	41	LD-SMGC30C-60.....	43	LD-STERN200W.....	170	LD-VLRKW1038-CB.....	130
LD-R5060W-30.....	37	LD-SMGC30L-30.....	35	LD-SZ30W10-30.....	58	LD-VLRKW1038-NB.....	130
LD-R5060W-40.....	37	LD-SMGC30L-60.....	35	LD-SZ30W10-40.....	58	LD-VLROK0538-CB.....	130
LD-R6380W-30.....	42	LD-SMNB45B-10.....	37	LD-SZ30W10-64.....	58	LD-VLROK0538-NB.....	130
LD-R6380W-40.....	42	LD-SMNB45B-80.....	36	LD-SZ50W10-30.....	58	LD-VLROK0738-CCT.....	131
LD-RA60CB-40N.....	304	LD-SMNB45B-80.....	36	LD-SZ50W10-40.....	58	LD-VLROK1038-CB.....	130
LD-RA60ZB-40N.....	304	LD-SMNC37C-80.....	43	LD-SZ50W10-64.....	58	LD-VLROK1038-NB.....	130
LD-RAMOS50W-CW-00.....	196	LD-SMNC37L-80.....	35	LD-SZ70W10-30.....	58	LD-WORKY-2X10W-64.....	165
LD-RAMOS50W-CW-10.....	196	LD-SMNC37-80.....	34	LD-SZ70W10-40.....	58	LD-WZA20W-NW.....	287
LD-REX20W-NW.....	83	LD-SMNC37C-10.....	43	LD-SZ70W10-64.....	58	LD-WZA36W-NW.....	287
LD-REX40W-NW.....	83	LD-SMNC37C-10.....	43	LD-SZ5010-30.....	57	LD-WZA60W-NW.....	287
LD-REX60W-NW.....	83	LD-SMNC37C-10.....	43	LD-SZ5010-40.....	57	LD-WZA80W-NW.....	287
LD-RGB-150-20.....	256	LD-SMNC37C-10.....	43	LD-SZ5010-64.....	57	LD-WZA150W-NW.....	287
LD-RGB-150-65.....	256	LD-SMNC37C-10.....	43	LD-TER10WB-10.....	184	LD-XARO18W-30.....	84
LD-RGBW-300-20.....	256	LD-SMNC37C-10.....	43	LD-TER10WBPIR-10.....	184	LD-XARO36W-30.....	84
LD-ROSA24WKW-NW-10.....	153	LD-SMNC37C-10.....	43	LD-TERNO1-00.....	77	LD-XARO48W-30.....	84
LD-ROSA24WOK-NW-10.....	153	LD-SMNC37C-10.....	43	LD-TERNO3-00.....	77	LD-Z3CSCB-53.....	303
LD-S14FLE05-30.....	45	LD-SMNC37C-10.....	43	LD-TIAGO10D-01.....	192	LD-ZAS09WEC24-30.....	285
LD-S14FLE05-40.....	45	LD-SMNC37C-10.....	43	LD-TIAGO10D-01KW.....	192	LD-ZAS09WEC-30.....	285
LD-SAHER1-DUO.....	77	LD-SMNC37C-10.....	43	LD-TIAGO10D-20.....	192	LD-ZAS15WEC24-30.....	285
LD-SAHER3-DUO.....	77	LD-SMNC37C-10.....	43	LD-TIAGO10D-20KW.....	192	LD-ZAS15WEC-30.....	285
LD-SARO9WB-10.....	186	LD-SMNC37C-10.....	43	LD-TIAGO10J-01.....	192	LD-ZAS20WEC24-30.....	285
LD-SATU12WM-NB.....	146	LD-SMNC37C-10.....	43	LD-TIAGO10J-01KW.....	190	LD-ZAS20WEC-30.....	285
LD-SATU12W-NW-00.....	146	LD-SMNC37C-10.....	43	LD-TIAGO10J-20.....	192	LD-ZAS24PROPLUS06W-30.....	285
LD-SATU18WM-NB.....	146	LD-SMNC37C-10.....	43	LD-TIAGO10J-20KW.....	190	LD-ZAS24PROPLUS12W-30.....	285
LD-SATU18W-NW-00.....	146	LD-SMNC37C-10.....	43	LD-TK100W-40.....	70	LD-ZAS24PROPLUS15W-30.....	285
LD-SATU24WM-NB.....	146	LD-SMNC37C-10.....	43	LD-TOK16WD-40.....	147	LD-ZAS24PROPLUS20W-30.....	285
LD-SATU24W-NW-00.....	146	LD-SMNC37C-10.....	43	LD-TOK22W-40.....	147	LD-ZAS24PROPLUS36W-30.....	285
LD-SATU32W-NW-00.....	146	LD-SMNC37C-10.....	43	LD-TOK22WD-40.....	147	LD-ZAS24PROPLUS50W-30.....	285
LD-SATU48W-NW-00.....	146	LD-SMNC37C-10.....	43	LD-TR24CB-53.....	303	LD-ZAS24PROPLUS60W-30.....	285
LD-SILVAGU10D-20.....	190	LD-SMNC37C-10.....	43	LD-TR24NE-53.....	303	LD-ZAS24PROPLUS80W-30.....	285
LD-SILVAGU10D-80.....	190	LD-SMNC37C-10.....	43	LD-TR24ZB-53.....	303	LD-ZAS24PROPLUS100W-30.....	285
LD-SILVAGU10J-20.....	190	LD-SMNC37C-10.....	43	LD-TRO10WB-10.....	185	LD-ZAS24PROPLUS150W-30.....	285
LD-SILVAGU10J-80.....	190	LD-SMNC37C-10.....	43	LD-TUL24W-NW-00.....	152	LD-ZAS30WEC24-30.....	285
LD-SIRO10WB-10.....	185	LD-SMNC37C-10.....	43	LD-TUL24W-NW-40.....	152	LD-ZAS30WEC-30.....	285
LD-SIRO10WG-30.....	185	LD-SMNC37C-10.....	43	LD-TUL24W-NW-80.....	152	LD-ZAS60WEC24-30.....	285
LD-SM1016-30.....	61	LD-SMNC37C-10.....	43	LD-TULON15WOK-00.....	185	LD-ZAS60WEC-30.....	285
LD-SM1016-40.....	61	LD-SMNC37C-10.....	43	LD-TULON15WOK-10.....	185	LD-ZAS100WEC24-30.....	285
LD-SM1016-64.....	61	LD-SMNC37C-10.....	43	LD-TULON15WOW-00.....	185	LD-ZAS100WEC-30.....	285
LD-SM1210-10.....	57	LD-SMNC37C-10.....	43	LD-TULON15WOW-10.....	185	LD-ZAS150-NW.....	286
LD-SM1210N-10.....	57	LD-SMNC37C-10.....	43	LD-TWI10WOK-40.....	73	LD-ZAS350-NW.....	287
LD-SM1210Z-10.....	57	LD-SMNC37C-10.....	43	LD-TWI10WOW-40.....	75	LD-ZASNF-12V6X12-65.....	260
LD-SM4016-30.....	61	LD-SMNC37C-10.....	43	LD-UNF-12V6X12-6X.....	260	LD-ZASPROPLUS06W-30.....	286
LD-SM4016-40.....	61	LD-SMNC37C-10.....	43	LD-VA24CB-53.....	302	LD-ZASPROPLUS12W-30.....	286
LD-SM4016-64.....	61	LD-SMNC37C-10.....	43	LD-VA24NE-53.....	302	LD-ZASPROPLUS15W-30.....	286
LD-SM6016-30.....	61	LD-SMNC37C-10.....	43	LD-VALLA8W-40.....	183	LD-ZASPROPLUS20W-30.....	286
LD-SM6016-40.....	61	LD-SMNC37C-10.....	43	LD-VALLA12W-40.....	183	LD-ZASPROPLUS36W-30.....	286
LD-SM6016-64.....	61	LD-SMNC37C-10.....	43	LD-VE15CB-53N.....	303	LD-ZASPROPLUS50W-30.....	286
LD-SMB45B-10.....	37	LD-SMNC37C-10.....	43	LD-VE15CBZB-53N.....	303	LD-ZASPROPLUS60W-30.....	286
LD-SMB45B-80.....	36	LD-SMNC37C-10.....	43	LD-VE15NE-53N.....	303	LD-ZASPROPLUS80W-30.....	286
LD-SMBD45-80.....	44	LD-SMNC37C-10.....	43	LD-VE15ZB-53N.....	303	LD-ZASPROPLUS100W-30.....	286
LD-SMBKW07W-21.....	108	LD-SMNC37C-10.....	43	LD-VIL42WUDB-NB.....	103	LD-ZASPROPLUS150W-30.....	286
LD-SMBKW14W-21.....	108	LD-SMNC37C-10.....	43	LD-VIL42WUDC-NB.....	103	LD-ZASPUSZ-15W-30.....	287
LD-SMBKW24W-21.....	108	LD-SMNC37C-10.....	43	LD-VINEA40W-00.....	98	LD-ZASPUSZ24-15W-30.....	287
LD-SMBOK07W-21.....	108	LD-SMNC37C-10.....	43	LD-VINEA40W-10.....	98	LD-ZASPUSZ24-30W-30.....	287
LD-SMBOK14W-21.....	108	LD-SMNC37C-10.....	43	LD-VINEA-L-00.....	98	LD-ZASPUSZ-30W-30.....	287
LD-SMBOK20W-21.....	108	LD-SMNC37C-10.....	43	LD-VINEA-L-10.....	98	LD-ZFPL24W06-NB.....	71
LD-SMC37C-80.....	43	LD-SMNC37C-10.....	43	LD-VINEA-PLUS-00.....	98	LD-ZFPL48W12-NB.....	71
LD-SMDC37L-80.....	35	LD-SMNC37C-10.....	43	LD-VINEA-PLUS-10.....	98	LD-ZIT600W-00.....	141
LD-SMDC37-80.....	34	LD-SMNC37C-10.....	43	LD-VINEA-T-00.....	98	LD-ZIT600W-01.....	141
LD-SMDC37C-10.....	43	LD-SMNC37C-10.....	43	LD-VINEA-T-10.....	98	LD-ZL5RGB150-00.....	257
LD-SMGB45B-30.....	36	LD-SMNC37C-10.....	43	LD-VIPERS30W-40.....	170	LD-ZSKL15-00N.....	288
LD-SMGB45B-60*.....	36	LD-SMNC37C-10.....	43	LD-VIPERS50W-40.....	170	LD-ZTK8-COB.....	299
LD-SMGB45C-30.....	44	LD-SMNC37C-10.....	43	LD-VIPERS100W-40.....	170	LD-ZTK8MM-02N600.....	300
LD-SMGB45C-60.....	44	LD-SMNC37C-10.....	43	LD-VIPERS150W-40.....	170	LD-ZTK10MM-02N.....	300
LD-SMGC30B-30.....	34	LD-SMNC37C-10.....	43	LD-VLRKW0538-CB.....	130	LD-ZTK82-COB.....	299
LD-SMGC30B-60*.....	34	LD-SMNC37C-10.....	43	LD-VLRKW0538-NB.....	130	LD-ZTKS8MM-02N.....	300

LD-ZTKT8-COB.....	299	ON-BETAOGU10RK-06.....	182	OP-PIREN2-20.....	122	OS-CORP40G-30*.....	176
LD-ZTKT8MM-02N600.....	300	OP-ALSKW-00.....	138	OP-PRAN5-00.....	133	OS-CORP40P-30**.....	176
LD-ZTKT10MM-02N.....	300	OP-ALSKW-10.....	138	OP-PRAN5-01.....	133	OS-CORP80-30.....	176
LD-ZTKTRGB-04N.....	300	OP-ALSKW-52.....	138	OP-PRAN5-02.....	133	OS-CORP80G-30*.....	176
LD-ZTL8AMP-COB.....	299	OP-ALSOK-00.....	138	OP-PRAN5-10.....	133	OS-DIEGOGU10-20.....	180
LD-ZTL8-COB.....	299	OP-ALSOK-10.....	138	OP-PRAN5-21.....	133	OS-DIEGOGU10-80.....	180
LD-ZTL8MM-02N600.....	299	OP-ALSOK-52.....	138	OP-PRAN5-30.....	133	OS-DRAGO14-00.....	118
LD-ZTL10MM-02N.....	299	OP-ARIKW-11.....	137	OP-PRAN6-00.....	133	OS-DRAGO14-10.....	118
LD-ZTL82MAMP-COB.....	299	OP-ARIKW-13.....	137	OP-PRAN6-01.....	133	OS-DRAGO14-80.....	118
LD-ZTL82M-COB.....	299	OP-ARIKW-22.....	137	OP-PRAN6-02.....	133	OS-DRAGO18-00.....	118
LD-ZTLR8B-04N.....	299	OP-ARIKW-23.....	137	OP-PRAN6-10.....	133	OS-DRAGO18-10.....	118
LD-ZTLS8MM-02N.....	300	OP-ARIKW-23.....	137	OP-PRAN6-21.....	133	OS-DRAGO18-80.....	118
LD-ZTLS8MMAMP-02N.....	300	OP-ARIOK-11.....	137	OP-PRAN6-30.....	133	OS-ESOE2711-20.....	188
LD-ZTLS82M-2N.....	300	OP-ARIOK-13.....	137	OP-PROD3-00.....	132	OS-ESOE2711-80.....	188
LD-ZW6W-10.....	288	OP-ARIOK-22.....	137	OP-PROD3-01.....	132	OS-FRG20W2-00.....	119
LD-ZW6W-10.....	288	OP-ARIOK-23.....	137	OP-PROD3-02.....	132	OS-FRG20W2-00-MINI.....	119
LD-ZZAS07PROKD6.....	286	OP-AURKWB-10.....	138	OP-PROD3-10.....	132	OS-FRG20W2-10.....	119
LD-ZZAS12PROKD6.....	286	OP-AURKWC-00.....	138	OP-PROD3-21.....	132	OS-FRG20W2-10-MINI.....	119
LD-ZZAS16PROKD6.....	286	OP-AURKWS-52.....	138	OP-PROD3-30.....	132	OS-GRA0DA-00.....	178
LD-ZZAS16PROKD6.....	286	OP-AUROKB-10.....	137	OP-PROD4-00.....	133	OS-GRA00P-00.....	178
LD-ZZAS24PROKD6.....	286	OP-AUROKC-00.....	137	OP-PROD4-01.....	133	OS-GRA0UA-00.....	178
LD-ZZAS33PROKD6.....	286	OP-AUROKS-52.....	137	OP-PROD4-02.....	133	OS-GRA31P-00.....	178
LD-ZZASG18KWD6.....	288	OP-CANKWB-10.....	135	OP-PROD4-10.....	133	OS-GRAZIEGU10-01.....	180
LK-LIVIA-OP.....	102	OP-CANKWC-00.....	135	OP-PROD4-21.....	133	OS-GRAZIEGU10-20.....	180
LK-PANELX4-00.....	95	OP-CANOKB-10.....	135	OP-PROD4-30.....	133	OS-IBBL060-00.....	75
LK-STERN-BR.....	170	OP-CANOKC-00.....	135	OP-RUBIOKW1-00.....	140	OS-IBKRO60-00.....	76
LK-STERN-CONN.....	170	OP-ELVAOBB-10.....	139	OP-RUBIOKW1-10.....	140	OS-ISUES111-00.....	122
LK-VILANA-00.....	103	OP-ELVAOBC-11.....	139	OP-RUBIOKW2-00.....	140	OS-ISUES111-10.....	122
LK-VINEA-CONN.....	98	OP-ELVAOBB-10.....	139	OP-RUBIOKW2-10.....	140	OS-ITL12WKW-LED.....	150
LK-VINEA-SET*.....	98	OP-ELVAOCC-00.....	139	OP-SALKW-00.....	136	OS-ITL12W-LED.....	149
LP-BENFICA2-00.....	163	OP-ELVAOCM-03.....	139	OP-SALKW-10.....	136	OS-ITL16W-LED.....	149
LP-BENFICA2-10.....	163	OP-KERLKW-00.....	139	OP-SALOK-00.....	135	OS-KACROO-00.....	76
LP-BENFICA2-80.....	163	OP-KERLKW-10.....	139	OP-SALOK-10.....	135	OS-KAG508-10.....	166
LP-VAS8W-10-DEC.....	162	OP-LINTOK-00.....	139	OS-AERD20W-00.....	114	OS-KAM060-00.....	77
LP-VEN20W-10.....	162	OP-LINTOK-10.....	139	OS-AERD20W-10.....	114	OS-KAM060-10.....	77
LP-VEN20WO-00.....	162	OP-LINTOK-52.....	139	OS-ARIKW-11.....	117	OS-KAN527-24.....	165
LP-YORK10W-00-DEC.....	163	OP-MAROK-00.....	136	OS-ARIKW-13.....	117	OS-KAY060-00.....	76
LP-YORK10W-10-DEC.....	163	OP-MAROK-02.....	136	OS-ARIKW-22.....	117	OS-KAY060-10.....	76
LT-LA8WT2-60.....	167	OP-MAROK-10.....	136	OS-ARIKW-23.....	117	OS-KERT0UA-30.....	174
LT-LB3WT4-60.....	167	OP-OPRKW1-20.....	134	OS-ARIKW-23.....	117	OS-KERTP40-30.....	174
LT-LB6WT2-60.....	167	OP-OPRKW1-80.....	134	OS-ARIKW-23.....	117	OS-KERTP80-30.....	174
LT-LB8WT6-60.....	167	OP-OPRKWT-10.....	134	OS-ARIKW-23.....	117	OS-LAGD20W-00.....	104
LT-LB8WT6-60.....	167	OP-OPRKWT-10.....	134	OS-ARIKW-23.....	117	OS-LAGD20W-10.....	104
LT-LC6WT3-60.....	166	OP-OPRKWT-21.....	134	OS-ARIKW-23.....	117	OS-LARG0UA-30.....	176
LT-LK3WBL-60.....	166	OP-OPROK1-20.....	135	OS-ASTRITE27-20.....	189	OS-LARGP36G-30*.....	176
LT-LKSZ3W-60.....	166	OP-OPROK1-80.....	135	OS-ASTRITE27-80.....	189	OS-LARGP40-30.....	176
LZ-25MM00-00.....	248	OP-OPROK1-80.....	135	OS-ASTRITE27-80.....	189	OS-LARGP40G-30*.....	176
LZ-40MM00-00.....	248	OP-OPROKR-10.....	134	OS-ASTRITE27-80.....	189	OS-LARGP40P-30**.....	176
LZ-60MM00-00.....	248	OP-OPROKR-21.....	134	OS-AVB8090KW1-00.....	114	OS-LARGP80-30.....	176
LZ-100MM0-00.....	248	OP-PADRK3-01.....	132	OS-AVB8090KW1-10.....	114	OS-LE150NJ-01.....	103
LZ-160MM0-00.....	248	OP-PADRK3-10.....	132	OS-AVB8090OK1-00.....	114	OS-LEN100KWG-30.....	123
LZ-250MM0-00.....	248	OP-PADRK3-21.....	132	OS-AVB8090OK1-10.....	114	OS-LEN100OKG-30.....	123
LZ-250MM0-00.....	248	OP-PADRK3-52.....	132	OS-AVB80160KW2-00.....	115	OS-LEOE27B-10.....	189
LZ-AKZ312-10N.....	298	OP-PADRK3-61.....	132	OS-AVB80160KW2-10.....	115	OS-LEOE27G-30.....	189
LZ-AKZ612-10N.....	298	OP-PADST3-01.....	132	OS-AVB80160OK2-00.....	115	OS-LUP-2GU10-00.....	121
LZ-KA2MM-10.....	298	OP-PADST3-10.....	132	OS-AVB80160OK2-10.....	115	OS-LUP-2GU10-10.....	121
LZ-KAPR2M-10.....	298	OP-PADST3-10.....	132	OS-BLND50W1-00.....	118	OS-LUP-GU10-00.....	121
LZ-KAPR2M-10.....	298	OP-PADST3-21.....	132	OS-BLND50W1-10.....	118	OS-LUP-GU10-10.....	121
LZ-KOI2KO-10.....	248	OP-PADST3-52.....	132	OS-BLND50W1-10.....	118	OS-MARINADA-00.....	178
		OP-PADST3-61.....	132	OS-BLND50W2-00.....	118	OS-MARINAH-00.....	178
		OP-PALACEDKW-10.....	136	OS-BLND50W2-10.....	118	OS-MARINAP-00.....	178
		OP-PALACEDKW-20.....	136	OS-BLND50W2-10.....	118	OS-MARINAP3-00.....	178
		OP-PALACEDOK-10.....	136	OS-BLND50W3-00.....	118	OS-MARINAUA-00.....	178
		OP-PALACEDOK-20.....	136	OS-BLND50W3-10.....	118	OS-MARMO25-00.....	180
		OP-PAST1-01.....	131	OS-CAMD40WG9KW-00.....	143	OS-MARMO28-00.....	180
		OP-PAST1-02.....	131	OS-CAMD40WG9KW-10.....	143	OS-MARMO38-00.....	180
		OP-PAST1-10.....	131	OS-CAMD40WG9OK-00.....	142	OS-MARMOX60-00.....	180
		OP-PAST1-10.....	131	OS-CAMD40WG9OK-10.....	142	OS-MED0AU-30.....	177
		OP-PAST1-21.....	131	OS-COR0UA-30.....	176		
		OP-PAST1-30.....	131	OS-COR0UA-30.....	176		
		OP-PIREN1-00.....	122	OS-COROUAP-30**.....	176		
		OP-PIREN1-20.....	122	OS-CORDUA-30.....	176		
		OP-PIREN2-00.....	122	OS-CORP36G-30*.....	176		
				OS-CORP40-30.....	176		

O

OA-MALEDPAN-00.....	251
OA-SALED1-08.....	77
OA-SALED3-08.....	77
OH-ST2500-23.....	249
ON-ALFAKGU10-06.....	181
ON-ALFAKGU10-06-MINI.....	181
ON-ALFAO-C1W.....	181
ON-ALFAO-C2W.....	181
ON-ALFAOGU10-06.....	181
ON-ALFAOGU10-06-MINI.....	181
ON-BETAKGU10RK-06.....	182

PA-OSTRGLAXM3M-00.....	268	PC-ELE724-00.....	240	XAE-LELZB-00.....	211	XLD-LUM15W-CCT-00.....	206
PA-OSTRGLAXM3M-00.....	278	PC-ELE724-SC.....	240	XAE-LELZC-10.....	211	XLD-LUM15W-CCT-10.....	206
PA-OSTRGLAXM3M-00.....	278	PC-MECH24-00.....	240	XAE-LKELB-00.....	209	XLD-LUM24W-CCT-00.....	206
PA-ROZGLAX-53.....	274	PC-MECH24-SC.....	240	XAE-LKELC-10.....	209	XLD-LUM24W-CCT-10.....	206
PA-ROZGLAXP-53.....	274			XAE-LKLLZB-00.....	209	XLD-SRA08WB-NB.....	204
PA-SPRGLAXM-00N.....	268	R		XAE-LKLLZC-10.....	209	XLD-SRA08WC-NB.....	204
PA-SPRGLAXM-00N.....	270	RM-LUNA120-00.....	102	XAE-LKLPWB-00.....	209	XLD-SRA18WB-NB.....	204
PA-SPRGLAXM-00N.....	275	RM-LUNA120-10.....	102	XAE-LKLPWC-10.....	209	XLD-SRA18WC-NB.....	204
PA-SPRGLAXMIC-00N.....	267	RM-MAX06WK-00.....	127	XAE-LKLRZWB-00.....	208	XLT-1FAC13A-00.....	202
PA-SPRGLAXMIC-00N.....	277	RM-MAX06WO-00.....	127	XAE-LKLRZWC-10.....	208	XLT-1FAC19-00.....	202
PA-USZGLAX-00N.....	276	RM-MAX09WK-00.....	127	XAE-LKRUB-00.....	212	XLT-1FAC21A-10.....	202
PA-USZGLAX-10N.....	276	RM-MAX09WO-00.....	127	XAE-LKRUC-10.....	212	XLT-1FAC24A-10.....	202
PA-ZASGLAX-00.....	272	RM-MAX12WK-00.....	127	XAE-LKTRZWL B-00.....	210	XLT-1FAC33-00.....	202
PA-ZASGLAX-10.....	272	RM-MAX12WO-00.....	127	XAE-LKTRZWLC-10.....	210	XLT-1FAC34-10.....	202
PA-ZASGLAX-20M.....	272	RM-MAX18WK-00.....	127	XAE-LKTRZWPB-00.....	211	XLT-1FAC66-00.....	202
PA-ZASGLAX-90.....	272	RM-MAX18WO-00.....	127	XAE-LKTRZWPC-10.....	211	XLT-1FAC67-10.....	202
PA-ZASGLAXDR-00.....	274	RM-MAX18WO-00.....	127	XAE-LKTWLB-00.....	210	XLT-1FAC68-00.....	202
PA-ZASGLAXKT-00.....	282	RM-MAX24WK-00.....	127	XAE-LKTWLC-10.....	210	XLT-1FAC69-10.....	202
PA-ZASGLAXMIC-00.....	271	RM-MAX24WO-00.....	127	XAE-LKTWPB-00.....	211	XLT-1FAC70-00.....	202
PA-ZASGLAXMICNK-00.....	267			XAE-LKTWPC-10.....	211	XLT-1FAC71-10.....	202
PA-ZASGLAXMNC-00.....	268	S		XAE-LKTZLB-00.....	210	XLT-1FAC78-00.....	202
PA-ZASGLAXMNC-10.....	268	SA1.....	82	XAE-LKTZLC-10.....	210	XLT-1FAC79-10.....	202
PA-ZASGLAXMNC-20M.....	268	SA2.....	82	XAE-LKTZPB-00.....	211	XLT-ADOGU10-00.....	200
PA-ZASGLAXMNC-90.....	268	SO-TK060DE-00.....	70	XAE-LKTZPC-10.....	211	XLT-ADOGU10-10.....	200
PA-ZASGLAXMNC-00.....	262	SO-TK069DE-00.....	70	XAE-LKXUB-00.....	210	XLT-ETNAES111-00.....	201
PA-ZASGLAXMNC-00.....	263	SO-TK090DE-00.....	70	XAE-LKXUC-10.....	210	XLT-ETNAES111-10.....	201
PA-ZASGLAXMNC-00.....	264	SO-TK612DE-00.....	70	XAE-LMIZB-00.....	213	XLT-GRSGU10KB-NB.....	201
PA-ZASGLAXMNC-00.....	265	SW-HLSZT809W-60.....	64	XAE-LMIZC-10.....	213	XLT-GRSGU10KC-NB.....	201
PA-ZASGLAXMNC-00.....	266	SW-HLSZT818W-120.....	64	XAE-MS120B-00.....	213	XLT-GRSGU10OB-NB.....	202
PA-ZASGLAXMNC-00.....	268	SW-HLSZT824W-150.....	64	XAE-MS120C-10.....	213	XLT-GRSGU10OC-NB.....	202
PA-ZASGLAXMNC-00.....	262	SW-NSZT810W-60N.....	64	XAE-MSEZB-00.....	213	XLT-LMAGU10KB-NB.....	201
PA-ZASGLAXMNC-00.....	263	SW-NSZT818W-120N.....	64	XAE-MSEZC-10.....	213	XLT-LMAGU10KC-NB.....	201
PA-ZASGLAXMNC-00.....	264	SW-NSZT822W-150N.....	64	XAE-MSUNB-00.....	212	XLT-LMAGU10OB-NB.....	201
PA-ZASGLAXMNC-00.....	265	SW-SHLSZT809W-60.....	64	XAE-MSUNC-10.....	212	XLT-LMAGU10OC-NB.....	201
PA-ZASGLAXMNC-00.....	266	SW-SHLSZT818W-120.....	64	XAE-ZKUNCB-00.....	209	XLT-ORI-GU10-00.....	200
PA-ZASGLAXMNC-00.....	268	SW-SHLSZT822W-150.....	64	XAE-ZKUNCC-10.....	209	XLT-ORI-GU10-10.....	200
PA-ZASGLAXMNC-00.....	262	SW-ZSZT810W-60N.....	64	XAE-ZZWECLB-00.....	212	XLT-SOL2-GU10-00.....	202
PA-ZASGLAXMNC-00.....	263	SW-ZSZT818W-120N.....	64	XAE-ZZWECLC-10.....	212	XLT-SOL2-GU10-10.....	202
PA-ZASGLAXMNC-00.....	264	SW-ZSZT822W-150N.....	64	XAE-ZZWL120B-00.....	213	XLT-SOL-GU10-00.....	200
PA-ZASGLAXMNC-00.....	265			XAE-ZZWL120C-10.....	213	XLT-SOL-GU10-10.....	200
PA-ZASGLAXMNC-00.....	266	T		XLD-1524XLN-NB0.....	207	XLT-Z3OP20SZ1B-00.....	200
PA-ZASGLAXMNC-00.....	270	TLD-12W38LN-NB0.....	207	XLD-1560XLN-NB0.....	207	XLT-Z3OP20SZ1B-10.....	200
PA-ZASGLAXMNC-10.....	270	TLD-12W38LN-NB1.....	207	XLD-3024XLN-NB0.....	207	XTR-RA3FZ1B-00.....	208
PA-ZASGLAXMNC-20M.....	270	TLD-20W38LN-NB0.....	207	XLD-3024XLN-NB1.....	207	XTR-RA3FZ1C-10.....	208
PA-ZASGLAXMNC-90.....	270	TLD-20W38LN-NB1.....	207	XLD-3060XLN-NB0.....	207	XTR-RA3FZ2B-00.....	208
PA-ZASGLAXMW-00.....	273	TLD-30W38LN-NB0.....	207	XLD-3060XLN-NB1.....	207	XTR-RA3FZ2C-10.....	208
PA-ZASGLAXMW-10.....	273	TLD-30W38LN-NB1.....	207	XLD-4024XLN-NB0.....	207		
PA-ZASGLAXMW-20M.....	273	UGR 19.....	90	XLD-4060XLN-NB0.....	207		
PA-ZASGLAXMW-90.....	273			XLD-EXPO15W-CCT-00.....	206	Z	
PA-ZASGLAXMWC-00.....	273	W		XLD-EXPO15W-CCT-10.....	206	ZM-HOOK4-BK-00.....	96
PA-ZASGLAXNK-00.....	269	WZL-2.....	247	XLD-EXPO30W-CCT-00.....	206	ZM-PANELSC-00.....	96
PA-ZASGLAXNKKT-00.....	277	WZL-2-MINI.....	247	XLD-EXPO30W-CCT-10.....	206	ZM-PANELSC4-BK-00.....	96
PA-ZASGLAXNKKT-10.....	277	WZL-3.....	247	XLD-EXPO40W-CCT-00.....	206	ZM-PANELSU-00.....	96
PA-ZASGLAXNKKT-20M.....	277	WZL-4.....	247	XLD-EXPO40W-CCT-10.....	206		
PA-ZASGLAXNKKT-90.....	277			XLD-GRSGU10KB-NB.....	203		
PA-ZASGLAXNKKT-00.....	277	X		XLD-GRSGU10KC-NB.....	203		
PA-ZASGLAXRAD-00.....	275	XAE-BNADB-00.....	214	XLD-GRSGU10OB-NB.....	203		
PA-ZAWGLAXDR-00.....	274	XAE-BNADC-10.....	214	XLD-GRSGU10OC-NB.....	203		
PA-ZAWGLAXDR-00.....	275	XAE-GNSCH-00.....	214	XLD-LKSWLGAB-00.....	204		
PA-ZGLAXKTOMZ-00.....	284	XAE-HMKB-00.....	214	XLD-LKSWLGAC-00.....	204		
PA-ZGLAXMNCOMZ-00.....	283	XAE-HMKB-00.....	214	XLD-LKSWLGBB-00.....	204		
PA-ZGLAXMNCOMZ-10.....	283	XAE-HMKB-00.....	214	XLD-LKSWLGBC-00.....	204		
PA-ZGLAXMNCOMZ-20M.....	283	XAE-HMKB-00.....	214	XLD-LKSWLGCB-00.....	204		
PA-ZGLAXMNCOMZ-10.....	284	XAE-KZASLB-00.....	208	XLD-LKSWLGCC-00.....	204		
PA-ZGLAXMNCOMZ-20M.....	284	XAE-KZASLC-10.....	208	XLD-LKSWLGCC-00.....	204		
PA-ZGLAXMNCOMZ-20M.....	284	XAE-KZASPB-00.....	208	XLD-LMAGU10KB-NB.....	203		
PA-ZGLAXOMZ-00.....	283	XAE-KZASPC-10.....	208	XLD-LMAGU10KC-NB.....	203		
PA-ZGLAXOMZ-10.....	283	XAE-LELUB-00.....	212	XLD-LMAGU10OB-NB.....	203		
PA-ZGLAXOMZ-20M.....	283	XAE-LELUC-10.....	212	XLD-LMAGU10OC-NB.....	203		

Niniejszy katalog produktów został przygotowany przez GTV Poland. Poprzez ciągłe udoskonalanie swojej oferty, zgodnie z wymogami rynkowymi i prawnymi, GTV Poland zastrzega sobie prawo do wprowadzania zmian w przedstawionym asortymencie. Prezentowana publikacja nie jest ofertą w rozumieniu Kodeksu Cywilnego. Rzeczywiste produkty mogą odbiegać od poglądowych zdjęć i rysunków zamieszczonych w publikacji. GTV Poland zastrzega sobie prawo do zmian i błędów w druku.

This product catalogue has been prepared by GTV Poland. Constantly improving its products so as to follow market and legal requirements, GTV Poland reserves the right to introduce changes in the presented product range. The present publication does not constitute an offer within the meaning of the Civil Code. The real products can differ from the example photographs and drawings in the publication. GTV Poland reserves the right to make changes and printing errors.

GTV

ul. Przejazdowa 21
05-800 Pruszków
Poland

tel.: **+ 48 22 44 47 272**
fax: **+48 22 444 75 01**
e-mail: **info@gtv.com.pl**